

Benchmark

Benchmark	Numis Smaller Companies (-InvTrust) TR
Sector	ABI UK Smaller Companies

Identification Codes

Sedol Code	B3BW0N8
Mex Code	PUARTU
Isin Code	GB00B3BW0N86
Citi Code	D9V6

Fund Overview

Bid (30/11/2020)	277.60
Offer (30/11/2020)	292.20
Fund size (30/09/2020)	£3.00m
Underlying Fund size	£315.79m
Number of holdings	81
Launch date	20/10/2008

Fund Charges

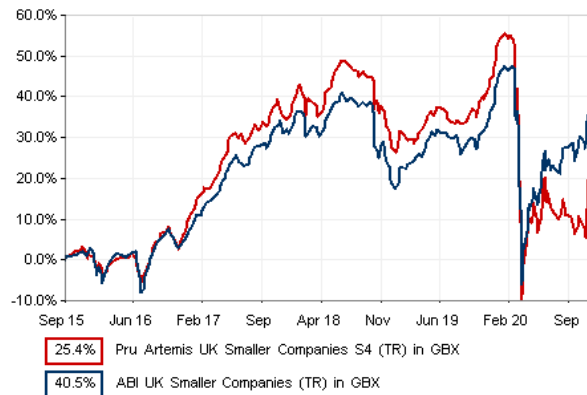
Annual Management Charge (AMC)	1.85%
Further Costs	0.13%
Yearly Total	1.98%

Aims

Objective: The investment strategy of the fund is to purchase units in the Artemis UK Smaller Companies Fund - the underlying fund.

Underlying Fund Objective: The fund aims to achieve long-term capital growth. The emphasis of the fund will be investment in smaller companies listed, quoted and/or traded in the UK and in smaller companies which are headquartered or have a significant part of their activities in the UK which are quoted on a regulated market outside the UK.

Performance




Discrete performance - to last month end

	30/11/15 to 30/11/16	30/11/16 to 30/11/17	30/11/17 to 30/11/18	30/11/18 to 30/11/19	30/11/19 to 30/11/20
Fund	3.7%	25.9%	-1.0%	8.7%	-13.2%
Sector	3.2%	25.8%	-6.0%	10.3%	2.7%
Rank	37/72	36/74	3/74	57/74	72/74
Quartile	3	2	1	4	4

Annualised performance

	Annualised		
	3 Years to 30/11/20	5 Years to 30/11/20	10 Years to 30/11/20
Fund	-2.3%	4.0%	7.6%
Sector	2.1%	6.7%	9.0%
Rank	70/74	67/72	56/65
Quartile	4	4	4

Fund Managers



Name: Mark Niznik William Tamworth
 Manager of the underlying fund for: 13 years, 1 months 4 years, 8 months

Ratings

FE Crown



Important Information

- Some funds may invest in 'underlying' funds or other investment vehicles. The performance of our fund, compared to what it's invested in won't be exactly the same. That can be due to additional charges, cash management (needed to help people to enter and leave our fund when they want), tax and the timing of investments (this is known as a fund's dealing cycle, it varies between managers and can be several days).
- Source of portfolio data: Broadridge. Source of performance data: FE fundinfo. We can't predict the future. Past performance isn't a guide to future performance. The figures shown are intended only to demonstrate performance history of the fund, after allowing for the impact of fund charges and further costs, but take no account of product charges, or any Annual Management Charge paid for by the deduction of units. Charges and further costs may vary in the future and may be higher than they are now. Fund performance is based upon the movement of the daily price and is shown as total return in GBP with net income reinvested. The value of your investment can go down as well as up so you might get back less than you put in.
- This factsheet is for information purposes only. If there is information or terminology included that you would like to discuss, then please contact an adviser. Investors should refer to their policy documentation and supporting brochures for fund availability, investment strategy, any product information and charges. Every care has been taken in populating this output, however it must be appreciated that neither Broadridge, Prudential nor their sources guarantee the accuracy, adequacy or completeness of this information or make any warranties regarding results from its usage.

Top 10 Holdings

Name	% Weight	Sector	Country
1 BROOKS MACDONALD GROUP	3.00%	Investment Banking & Brokerage Services	United Kingdom
2 H & T GROUP	2.84%	Finance & Credit Services	United Kingdom
3 NCC GROUP	2.83%	Software & Computer Services	United Kingdom
4 VECTURA GROUP	2.60%	Pharmaceuticals & Biotechnology	United Kingdom
5 COMPUTACENTER	2.53%	Software & Computer Services	United Kingdom
6 SDL	2.51%	Software & Computer Services	United Kingdom
7 VOLUION GROUP	2.33%	Construction & Materials	United Kingdom
8 EUROMONEY INSTITUTIONAL INVESTOR	2.28%	Industrial Support Services	United Kingdom
9 KELLER GROUP	2.22%	Construction & Materials	United Kingdom
10 MEARS GROUP	2.17%	Industrial Support Services	United Kingdom

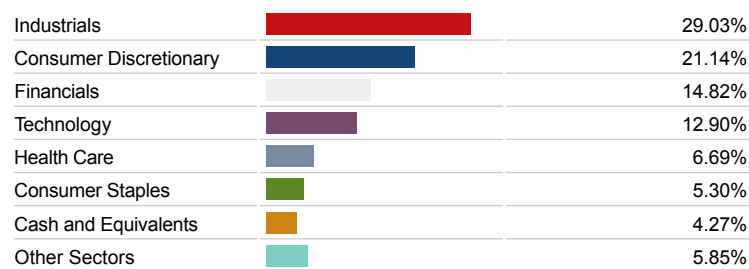
Asset Allocation



Regional Allocation




Equity Sector Breakdown



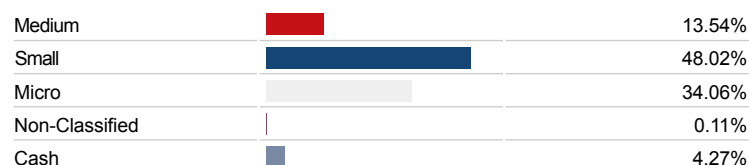
Top Country Breakdown



Fixed Interest Currencies



Breakdown By Market Cap (%)



Important Information

- The Industry Classification Benchmark is a product of FTSE International Limited and has been licensed for use.
- "Prudential" is a trading name of The Prudential Assurance Company Limited, which is registered in England and Wales. Registered office at 10 Fenchurch Avenue, London EC3M 5AG. Registered number 15454. Authorised by the Prudential Regulation Authority and regulated by the Financial Conduct Authority and the Prudential Regulation Authority.