

Benchmark

|                    |                      |
|--------------------|----------------------|
| Benchmark          | FTSE World TR GBP    |
| Benchmark Category | -                    |
| IA Sector          | Global Equity Income |

Identification Codes

|            |              |
|------------|--------------|
| Sedol Code | B8BQG48      |
| Mex Code   | RSOMEN       |
| Isin Code  | GB00B8BQG486 |
| Citi Code  | GQ4R         |

Fund Overview

|                        |            |
|------------------------|------------|
| Mid (03/05/2024)       | 220.48p    |
| Historic yield         | 3.15%      |
| Fund size (31/01/2024) | £3523.22m  |
| Number of holdings     | 62         |
| Ongoing Charges        | 0.79%      |
| Launch date            | 04/09/2012 |

Fund Charges

|                 |       |
|-----------------|-------|
| Entry Charge    | 0.00% |
| Ongoing Charges | 0.79% |

Fund Background

|                     |                |
|---------------------|----------------|
| Valuation frequency | Daily          |
| Valuation point     | 12:00          |
| Fund type           | ICVC           |
| Launch price        | £1.00          |
| Fund currency       | Pound Sterling |
| Fund domicile       | United Kingdom |
| ISA allowable       | Yes            |
| SIPP allowable      | Yes            |

Dealing

|                         |           |
|-------------------------|-----------|
| Minimum Investment      | £10000000 |
| Minimum Top Up          | £0        |
| Minimum Regular Saving  | -         |
| Settlement Period: Buy  | 3 days    |
| Settlement Period: Sell | 3 days    |
| Pricing Basis           | Forward   |
| Dealing Decimals        | 4         |

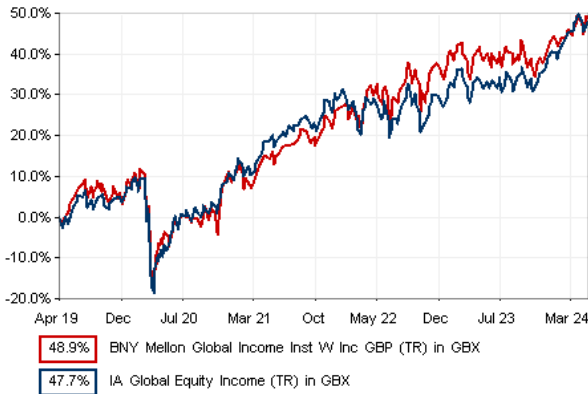
Distribution Dates

| Ex dividend date(s) | Income payment date(s) |
|---------------------|------------------------|
| 01 January          | 28 February            |
| 01 April            | 31 May                 |
| 01 July             | 31 August              |
| 01 October          | 30 November            |

Aims

The objective of the Sub-Fund is to generate distributions over an annual period together with long-term capital growth from investing predominantly in global securities. The Sub-Fund may also invest in collective investment schemes (including but not limited to another Sub-Fund or SubFunds of the Company). Derivatives may be used for efficient portfolio management only.

Performance



Discrete performance - to last month end

|          | 30/04/19 to 30/04/20 | 30/04/20 to 30/04/21 | 30/04/21 to 30/04/22 | 30/04/22 to 30/04/23 | 30/04/23 to 30/04/24 |
|----------|----------------------|----------------------|----------------------|----------------------|----------------------|
| Fund     | -2.9%                | 18.0%                | 15.5%                | 6.1%                 | 6.1%                 |
| Sector   | -5.5%                | 25.6%                | 8.7%                 | 3.6%                 | 10.6%                |
| Rank     | 22/45                | 37/47                | 3/49                 | 11/51                | 41/53                |
| Quartile | 2                    | 4                    | 1                    | 1                    | 4                    |

Annualised performance

|          | 3 Years to 30/04/24 | 5 Years to 30/04/24 | 10 Years to 30/04/24 |
|----------|---------------------|---------------------|----------------------|
| Fund     | 9.2%                | 8.3%                | 10.7%                |
| Sector   | 7.6%                | 8.1%                | 8.5%                 |
| Rank     | 13/49               | 20/45               | 7/31                 |
| Quartile | 1                   | 2                   | 1                    |

Fund Managers



|              |                   |                   |                   |
|--------------|-------------------|-------------------|-------------------|
| Name:        | Jim Lydotes       | Robert Hay        | Jon Bell          |
| Manager for: | 1 years, 2 months | 9 years, 4 months | 9 years, 4 months |

Ratings

FE Crown



Group Details

|                   |                                                                                                                                               |
|-------------------|-----------------------------------------------------------------------------------------------------------------------------------------------|
| Group name        | BNY Mellon Fund Management (Luxembourg) S.A.                                                                                                  |
| Group address     | BNY Mellon Asset Management International Limited The Bank of New York Mellon Centre 160 Queen Victoria Street London EC4V 4LA United Kingdom |
| Group telephone   | 0500 66 00 00                                                                                                                                 |
| Dealing telephone | -                                                                                                                                             |
| Email             | brokersupport@bnymellon.com                                                                                                                   |
| Homepage          | www.bnymellonam.com                                                                                                                           |
| Fax number        | -                                                                                                                                             |


Important Information

- Source of portfolio data: Broadridge. Source of performance data: FE fundinfo. We can't predict the future. Past performance isn't a guide to future performance. The figures shown are intended only to demonstrate performance history of the fund, after allowing for the impact of ongoing charges, but take no account of product charges. Ongoing charges may vary in the future and may be higher than they are now. Fund performance is based upon the movement of the daily price and is shown as total return in GBP with income reinvested. The value of your investment can go down as well as up so you might get back less than you put in. This factsheet is for information purposes only. If there is information or terminology included that you would like to discuss, then please contact an adviser. Investors should refer to their policy documentation and supporting brochures for fund availability, investment strategy, any product information and charges. Every care has been taken in populating this output, however it must be appreciated that neither Broadridge, Prudential nor their sources guarantee the accuracy, adequacy or completeness of this information or make any warranties regarding results from its usage.

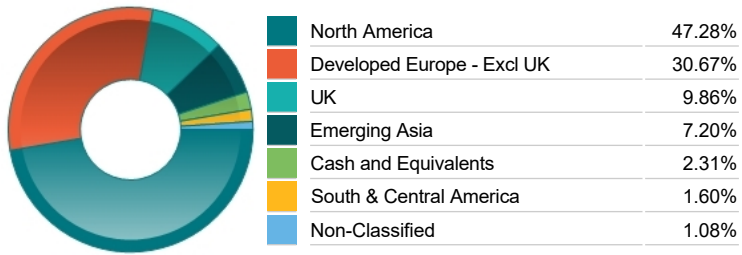
Top 10 Holdings

| Name                          | % Weight | Sector                                  | Country       |
|-------------------------------|----------|-----------------------------------------|---------------|
| 1 SANOFI                      | 3.40%    | Pharmaceuticals & Biotechnology         | France        |
| 2 CME GROUP                   | 3.27%    | Investment Banking & Brokerage Services | United States |
| 3 MEDTRONIC                   | 3.12%    | Medical Equipment & Services            | Ireland       |
| 4 ABBVIE                      | 2.83%    | Pharmaceuticals & Biotechnology         | United States |
| 5 PUBLICIS GROUPE SA          | 2.76%    | Media                                   | France        |
| 6 GILEAD SCIENCES INC         | 2.59%    | Pharmaceuticals & Biotechnology         | United States |
| 7 SAMSUNG ELECTRONICS CO. LTD | 2.55%    | Telecommunications Equipment            | South Korea   |
| 8 CISCO SYSTEMS               | 2.41%    | Telecommunications Equipment            | United States |
| 9 PEPSICO                     | 2.38%    | Beverages                               | United States |
| 10 VEOLIA ENVIRONNEMENT       | 2.24%    | Gas, Water & Multi-utilities            | France        |

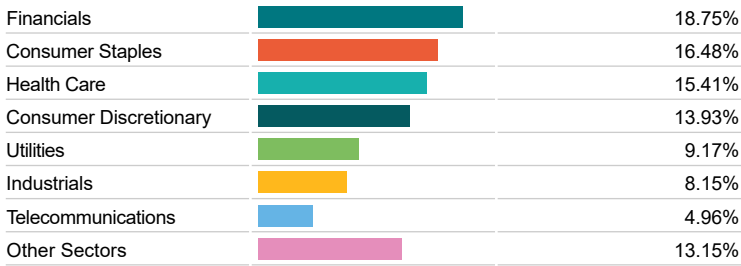
Asset Allocation



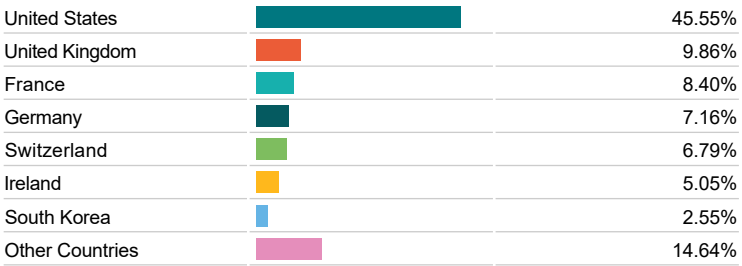
Regional Allocation



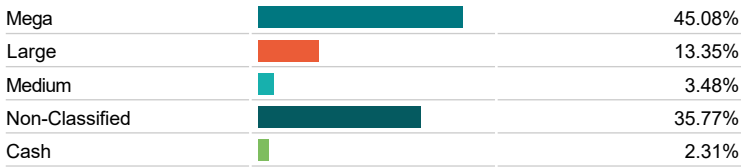
Equity Sector Breakdown



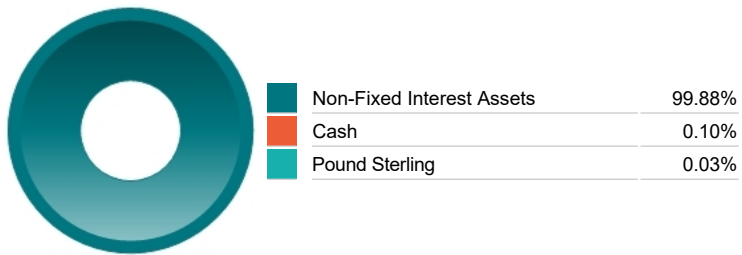
Top Country Breakdown



Breakdown By Market Cap (%)



Fixed Interest Currencies



Important Information

• The Industry Classification Benchmark is a product of FTSE International Limited and has been licensed for use. "Prudential" is a trading name of The Prudential Assurance Company Limited, which is registered in England and Wales. Registered office at 10 Fenchurch Avenue, London EC3M 5AG. Registered number 15454. Authorised by the Prudential Regulation Authority and regulated by the Financial Conduct Authority and the Prudential Regulation Authority.