

**Benchmark**

Benchmark	IA Mixed Investment 0-35% shares sector average
ABI Sector	Mixed Investment 0-35% Shares

**Identification Codes**

Sedol Code	3377369
Mex Code	PUPMDD
Isin Code	GB0033773697
Citi Code	P415

**Fund Overview**

Bid (19/09/2017)	181.60
Offer (19/09/2017)	191.10
Fund size (31/07/2017)	£111.37m
Underlying Fund size	£276.33m
Number of holdings	5966
Launch date	17/11/2003

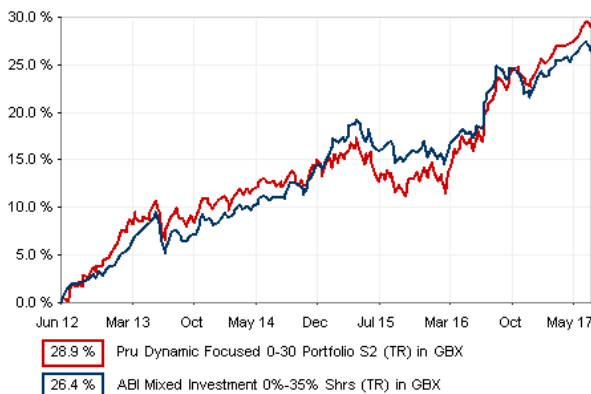
**Fund Charges**

Base Annual Management Charge (AMC)	1.00%
Additional Charges	0.23%
<b>Total Charges</b>	<b>1.23%</b>

**Aims**

The investment strategy of the fund is to purchase units in the CF Prudential Dynamic Focused 0-30 Portfolio. That fund aims to achieve a long-term total return (the combination of income and growth of capital) by investing mainly in collective investment schemes. No more than 30% of the fund will be invested in schemes whose predominant exposure is to equities.

**Performance**



**Discrete performance - to last month end**

	31/08/12 to 31/08/13	31/08/13 to 31/08/14	31/08/14 to 31/08/15	31/08/15 to 31/08/16	31/08/16 to 31/08/17
Fund	6.8%	4.3%	-1.6%	10.3%	5.8%
Sector	4.4%	5.7%	2.2%	8.1%	2.5%
Rank	20/85	76/88	95/95	34/97	5/98
Quartile	1	4	4	2	1

**Annualised performance**

	Annualised		
	3 Years to 31/08/17	5 Years to 31/08/17	10 Years to 31/08/17
Fund	4.7%	5.0%	4.8%
Sector	4.2%	4.6%	3.8%
Rank	56/95	54/85	22/52
Quartile	3	3	2

**Fund Managers**



Name: Philip Butler  
 Manager of the underlying fund for: 0 years, 10 months

**Ratings**

FE Crown



**Important Information**

- Exchange rate fluctuations may cause the Sterling values of overseas investments to rise or fall.
- Source of portfolio data: FundsLibrary. Source of performance data: Financial Express (FE). Please remember that past performance is not a reliable indicator of future performance. The figures shown are intended only to demonstrate performance history of the fund and take no account of product charges, or the Annual Management Charge for any available PruFund funds.. The application of charges may impact the overall performance. Please also note that our charges may vary in the future and may be higher than they are now. Fund Performance is based upon the movement of the daily price and is shown as total return in GBP with net income reinvested. The value of your investment can go down as well as up and you may not get back the amount you put in.
- This factsheet is for information purposes only. If there is information or terminology included that you would like to discuss, then please contact an adviser. Investors should refer to their policy documentation and supporting brochures for fund availability, investment strategy, any product information and charges. Every care has been taken in populating this output, however it must be appreciated that neither FundsLibrary, Prudential nor their sources guarantee the accuracy, adequacy or completeness of this information or make any warranties regarding results from its usage.

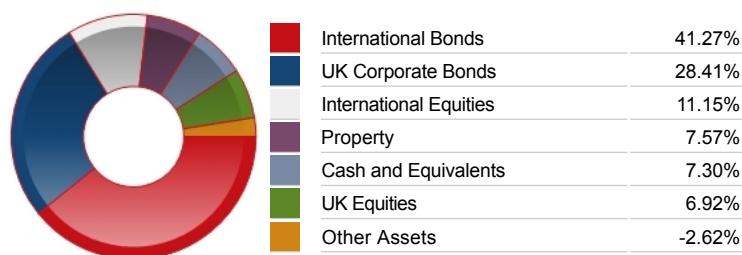
**Top 10 Fund Holdings**

Name	% Weight
1 M&G Strategic Corporate Bond Class A	31.18%
2 M&G Corporate Bond Class I	16.35%
3 M&G Property Portfolio Class I	8.84%
4 M&G European Corporate Bond Class A	8.50%
5 Legal & General UK Index Trust C	7.29%
6 M&G Short Dated Corporate Bond Class A	4.77%
7 Legal & General European Index Trust C	3.23%
8 M&G European Loan Class A	2.92%
9 M&G Global High Yield Bond Class X	2.92%
10 Legal & General US Index Trust C	2.87%

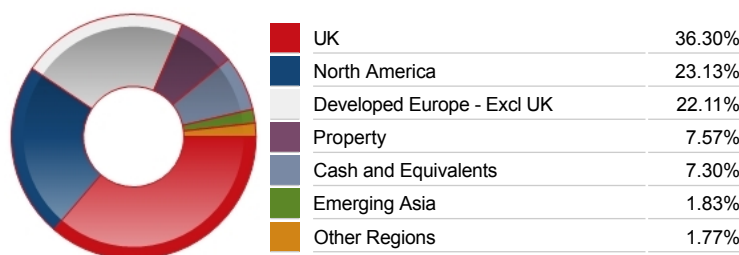
**Top 10 Holdings**

Name	% Weight
1 Wells Fargo Bank NA 5.25% 01/08/2023	0.88%
2 LLOYDS BANK PLC	0.76%
3 Lloyds Bank PLC 5.125% 07/03/2025	0.67%
4 Heathrow Funding Ltd 6.75% 03/12/2026	0.53%
5 Republic of Italy Government Internation 6% 04/08/2028	0.52%
6 BNP PARIBAS LONDON BRANCH	0.47%
7 Apple Inc 3.05% 31/07/2029	0.47%
8 Verizon Communications Inc 5.012% 21/08/2054	0.46%
9 HSBC Holdings PLC (UK Reg)	0.45%
10 AT&T Inc 4.875% 01/06/2044	0.44%

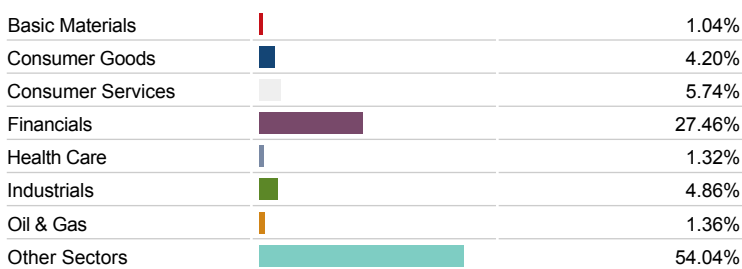
**Asset Allocation**



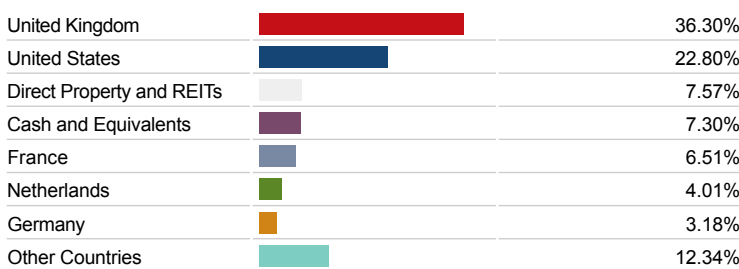
**Regional Allocation**



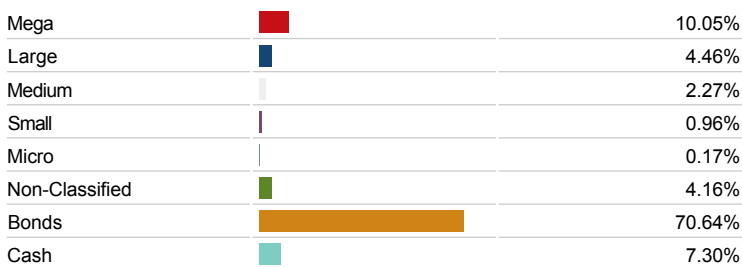
**Sector Breakdown**




**Top Country Breakdown**



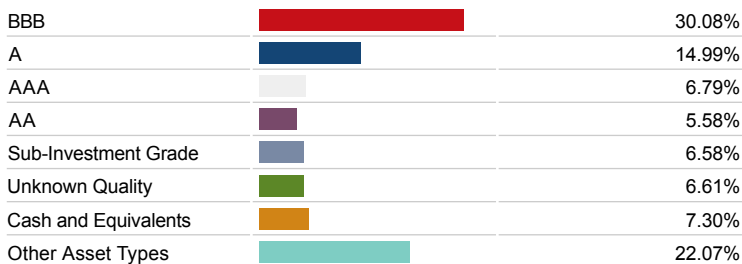
**Breakdown By Market Cap (%)**



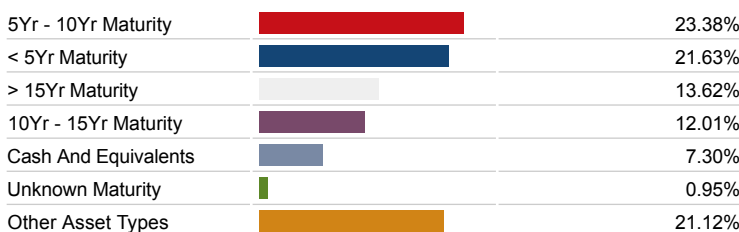
**Fixed Interest Currencies**



**Fixed Interest Quality Profile**



**Fixed Interest Maturity Profile**



**Important Information**

- Exchange rate fluctuations may cause the Sterling values of overseas investments to rise or fall.
- The Industry Classification Benchmark is a product of FTSE International Limited and has been licensed for use
- "Prudential" is a trading name of The Prudential Assurance Company Limited, which is registered in England and Wales. This name is also used by other companies within the Prudential Group. Registered office at Laurence Pountney Hill, London EC4R 0HH. Registered number 15454. Authorised by the Prudential Regulation Authority and regulated by the Financial Conduct Authority and the Prudential Regulation Authority.