

Benchmark

Benchmark	ICE BofAML Euro Corporate Index
Benchmark Category	Target
IA Sector	Global Bonds

Identification Codes

Sedol Code	B76JLK6
Mex Code	-
Isin Code	GB00B76JLK62
Citi Code	0ZD3

Fund Overview

Mid (09/06/2023)	1264.88p
Distribution yield	2.19%
Underlying yield	2.19%
Fund size (31/05/2023)	£36.81m
Number of holdings	239
Ongoing Charges	0.35%
Launch date	13/01/2003

Fund Charges

Entry Charge	0.00%
Ongoing Charges	0.35%

Fund Background

Valuation frequency	Daily
Valuation point	12:00
Fund type	OEIC
Launch price	€0.50
Fund currency	Pound Sterling
Fund domicile	United Kingdom
ISA allowable	Yes
SIPP allowable	Yes

Dealing

Minimum Investment	-
Minimum Top Up	-
Minimum Regular Saving	-
Settlement Period: Buy	3 days
Settlement Period: Sell	3 days
Pricing Basis	Forward
Dealing Decimals	3

Aims

The Fund aims to provide a higher total return (the combination of capital growth and income), net of the Ongoing Charge Figure, than that of the ICE BofAML Euro Corporate Index over any five-year period.

Performance

No data available! Please enter a valid code!

Fund Managers



Name: Stefan Isaacs
Manager for: 17 years, 1 months

Ratings

FE Crown



Group Details

Group name	M&G Investments
Group address	10 Fenchurch Avenue London EC3M 5AG United Kingdom
Group telephone	0800 390 390
Dealing telephone	0800 328 3196
Email	info@mandg.co.uk
Homepage	www.mandg.co.uk
Fax number	-


Important Information

• Source of portfolio data: Broadridge. Source of performance data: FE fundinfo. We can't predict the future. Past performance isn't a guide to future performance. The figures shown are intended only to demonstrate performance history of the fund, after allowing for the impact of ongoing charges, but take no account of product charges. Ongoing charges may vary in the future and may be higher than they are now. Fund performance is based upon the movement of the daily price and is shown as total return in GBP with income reinvested. The value of your investment can go down as well as up so you might get back less than you put in. This factsheet is for information purposes only. If there is information or terminology included that you would like to discuss, then please contact an adviser. Investors should refer to their policy documentation and supporting brochures for fund availability, investment strategy, any product information and charges. Every care has been taken in populating this output, however it must be appreciated that neither Broadridge, Prudential nor their sources guarantee the accuracy, adequacy or completeness of this information or make any warranties regarding results from its usage.

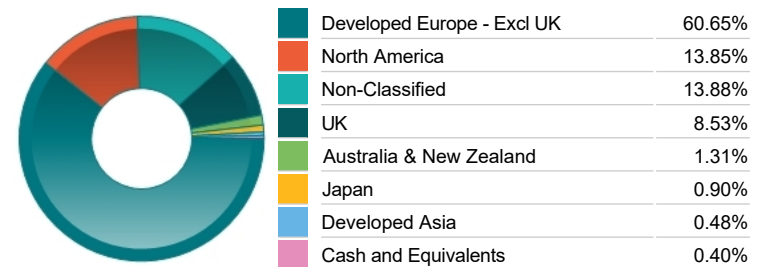
Top 10 Holdings

Name	% Weight	Sector	Country
1 EURO-SCHATZ JUN 23 EUR	21.52%	Non-Classified	Non-Classified
2 EURO-BOBL JUN 23 EUR	5.46%	Non-Classified	Non-Classified
3 NORTHERN TRUST GLOBAL FDS PLC(THE)	4.02%	Managed Funds	Non-Classified
4 GLENBEIGH 2 ISSUER DAC 3.752% 24/03/2046	1.45%	Bonds	Ireland
5 BNP PARIBAS SA 3.875% 10/01/2031	1.37%	Bonds	France
6 CREDIT AGRICOLE SA 7.875% PERP	1.28%	Bonds	France
7 DEUTSCHE BAHN FINANCE GMBH 0.375% 23/06/2029	1.16%	Bonds	Germany
8 CIFC EUROPEAN FUNDING CLO V DAC CIFCE_5X 4.167% 15/11/2034	1.06%	Non-Classified	Non-Classified
9 BANK OF AMERICA CORP 0.583% 24/08/2028	1.06%	Non-Classified	Non-Classified
10 ALSTRIA OFFICE REIT-AG 1.5% 15/11/2027	1.02%	Bonds	Germany

Asset Allocation



Regional Allocation



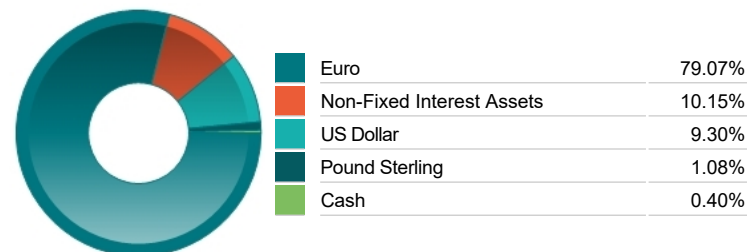
Bond Sector Breakdown

Bonds	89.45%
Non-Classified	33.42%
Cash and Equivalents	0.40%
Alternative Trading Strategies	-23.27%

Fixed Interest Quality Profile

AAA	4.65%
AA	6.17%
A	15.33%
BBB	21.47%
Sub-Investment Grade	2.94%
Unknown Quality	38.88%
Cash and Equivalents	0.40%
Other Asset Types	10.15%

Fixed Interest Currencies



Top Country Breakdown

France	16.12%
United States	13.10%
Germany	11.38%
Netherlands	10.49%
Non-Classified	13.88%
United Kingdom	8.53%
Luxembourg	6.82%
Other Countries	19.68%

Fixed Interest Maturity Profile

< 5Yr Maturity	31.97%
5Yr - 10Yr Maturity	42.17%
10Yr - 15Yr Maturity	6.12%
> 15Yr Maturity	9.18%
Cash And Equivalents	0.40%
Unknown Maturity	29.40%
Other Asset Types	-19.25%

Important Information

- The Industry Classification Benchmark is a product of FTSE International Limited and has been licensed for use. "Prudential" is a trading name of The Prudential Assurance Company Limited, which is registered in England and Wales. Registered office at 10 Fenchurch Avenue, London EC3M 5AG. Registered number 15454. Authorised by the Prudential Regulation Authority and regulated by the Financial Conduct Authority and the Prudential Regulation Authority.