

Benchmark

Benchmark	Mixed Investment 20-60% Shares
Benchmark Category	-
IA Sector	Mixed Investment 20-60% Shares

Identification Codes

Sedol Code	B80KRT3
Mex Code	IQBAAM
Isin Code	GB00B80KRT35
Citi Code	G6HC

Fund Overview

Mid (17/05/2024)	70.28p
Historic yield	2.60%
Fund size (31/03/2024)	£105.84m
Number of holdings	1319
Ongoing Charges	1.52%
Launch date	29/06/2012

Fund Charges

Entry Charge	0.00%
Ongoing Charges	1.52%

Fund Background

Valuation frequency	Daily
Valuation point	12:00
Fund type	OEIC
Launch price	£1.00
Fund currency	Pound Sterling
Fund domicile	United Kingdom
ISA allowable	Yes
SIPP allowable	Yes

Dealing

Minimum Investment	-
Minimum Top Up	-
Minimum Regular Saving	-
Settlement Period: Buy	4 days
Settlement Period: Sell	4 days
Pricing Basis	Forward
Dealing Decimals	2

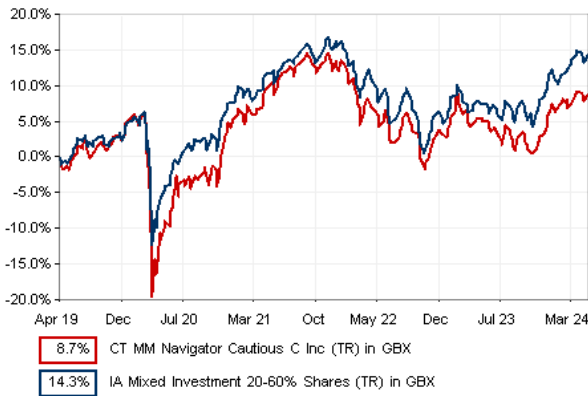
Distribution Dates

Ex dividend date(s)	Income payment date(s)
01 March	31 May
01 September	30 November

Aims

The Fund aims to achieve a combination of capital growth and income.

Performance



Discrete performance - to last month end

	30/04/19 to 30/04/20	30/04/20 to 30/04/21	30/04/21 to 30/04/22	30/04/22 to 30/04/23	30/04/23 to 30/04/24
Fund	-9.0%	21.1%	-3.2%	-1.6%	3.5%
Sector	-3.6%	15.9%	-1.2%	-2.6%	6.4%
Rank	128/147	28/154	125/165	49/174	168/185
Quartile	4	1	4	2	4

Annualised performance

		Annualised		
		3 Years to 30/04/24	5 Years to 30/04/24	10 Years to 30/04/24
Fund		-0.5%	1.7%	3.6%
Sector		0.8%	2.7%	3.7%
Rank		130/165	119/147	57/103
Quartile		4	4	3

Fund Managers



Name:	Robert Burdett	Gary Potter
Manager for:	16 years, 7 months	16 years, 7 months

Ratings

FE Crown



Group Details

Group name	Columbia Threadneedle (ex BMO OEIC)
Group address	Cannon Place 78 Cannon Street London EC4N 6AG
Group telephone	0845 799 2299
Dealing telephone	-
Email	-
Homepage	www.columbiathreadneedle.com
Fax number	-

Important Information

• Source of portfolio data: Broadridge. Source of performance data: FE fundinfo. We can't predict the future. Past performance isn't a guide to future performance. The figures shown are intended only to demonstrate performance history of the fund, after allowing for the impact of ongoing charges, but take no account of product charges. Ongoing charges may vary in the future and may be higher than they are now. Fund performance is based upon the movement of the daily price and is shown as total return in GBP with income reinvested. The value of your investment can go down as well as up so you might get back less than you put in. This factsheet is for information purposes only. If there is information or terminology included that you would like to discuss, then please contact an adviser. Investors should refer to their policy documentation and supporting brochures for fund availability, investment strategy, any product information and charges. Every care has been taken in populating this output, however it must be appreciated that neither Broadridge, Prudential nor their sources guarantee the accuracy, adequacy or completeness of this information or make any warranties regarding results from its usage.

Top 10 Fund Holdings

Name	% Weight	Sector	Country
1 Man Group GLG Sterling Corporate Bond Professional D	8.25%	Managed Funds	Managed Funds
2 Janus Henderson Investors Strategic Bond Class I	8.16%	Managed Funds	Managed Funds
3 ALLIANZ GLOBAL INVESTORS FUND ALLIANZ STRTGIC BD W6 H2 GBP	4.60%	Managed Funds	Managed Funds
4 MI TwentyFour Investment Funds Monument Bond Class L Gross	4.50%	Managed Funds	Managed Funds
5 Artemis Short-Dated Global High Yield Bond Class FI	3.79%	Managed Funds	Managed Funds
6 Heronbridge Investment Management United Kingdom Equity Class A	3.72%	Managed Funds	Managed Funds
7 Allianz Global Investors (Lux) Strategic Bond Class W6 USD	3.62%	Managed Funds	Managed Funds
8 Artemis UK Select Class I	3.58%	Managed Funds	Managed Funds
9 Man Group GLG Absolute Value Class CX	3.31%	Managed Funds	Managed Funds
10 Edgewood L Select Edgewood L Select - US Select Growth Class I USD Z	2.84%	Managed Funds	Managed Funds

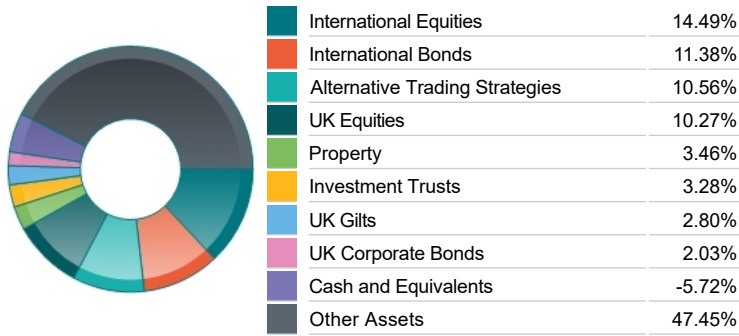
Top 10 Holdings

Name	% Weight	Sector	Country
1 Edgewood L Select Edgewood L Select - US Select Growth Class I USD Z	2.84%	Non-Classified	United States
2 Gravis Capital Management Ltd GCP Infrastructure Investments Ltd Ord GBP0.01	2.37%	Non-Classified	Non-Classified
3 Jupiter UK Dynamic Equity Class I	2.27%	Non-Classified	United Kingdom
4 Darwin Alternatives Leisure Property Class M	2.25%	Non-Classified	United Kingdom
5 LondonMetric Property PLC LondonMetric Property Ord GBP0.10	1.12%	Non-Classified	United Kingdom
6 PACIFIC NORTH AMERICAN OPPORTU PACIFIC NOR AMER OPPO ZUSDAC	0.84%	Non-Classified	Non-Classified
7 BERENBERG EUROPEAN SMALL CAP BERENBERG EU SM/CAP I EUR AC	0.82%	Non-Classified	Non-Classified
8 4¼% Treasury Stock 2032	0.62%	Bonds	United Kingdom
9 3½% Treasury Gilt 2025	0.61%	Bonds	United Kingdom
10 Amedeo Air Four Plus Ltd Amedeo Air Four Plus Ltd Red Ord Shares	0.53%	Industrial Transportation	United Kingdom

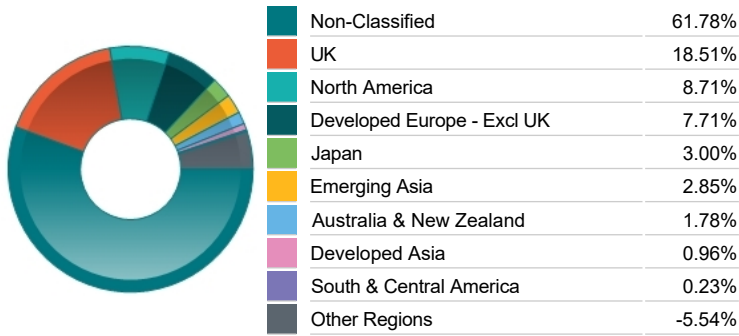
Important Information

• The Industry Classification Benchmark is a product of FTSE International Limited and has been licensed for use. "Prudential" is a trading name of The Prudential Assurance Company Limited, which is registered in England and Wales. Registered office at 10 Fenchurch Avenue, London EC3M 5AG. Registered number 15454. Authorised by the Prudential Regulation Authority and regulated by the Financial Conduct Authority and the Prudential Regulation Authority.

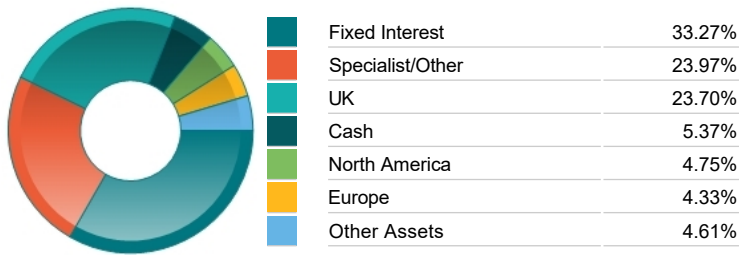
Asset Allocation



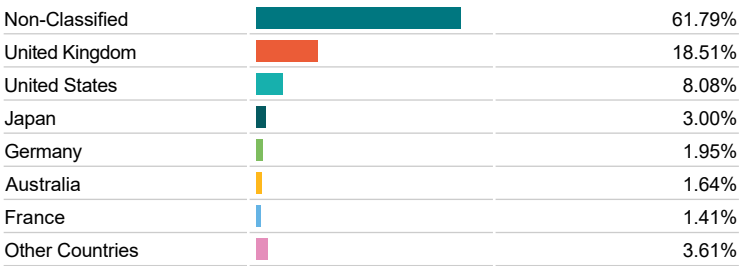
Regional Allocation



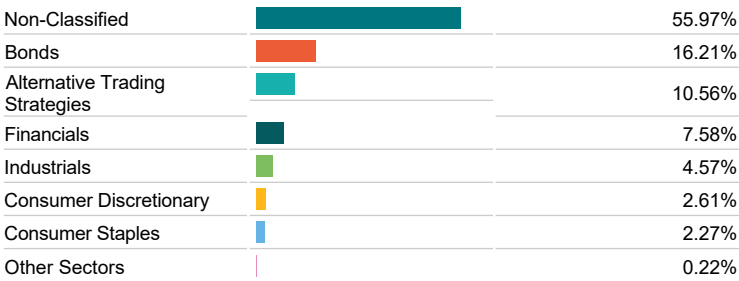
Asset Allocation




Top Country Breakdown



Sector Breakdown



Fixed Interest Currencies



Breakdown By Market Cap (%)

