

Benchmark

Benchmark	Mixed Investment 40-85% Shares
Benchmark Category	-
IA Sector	Mixed Investment 40-85% Shares

Identification Codes

Sedol Code	B80KN06
Mex Code	IQBAAK
Isin Code	GB00B80KN069
Citi Code	G6HA

Fund Overview

Mid (17/05/2024)	93.17p
Historic yield	1.60%
Fund size (31/03/2024)	£52.87m
Number of holdings	1624
Ongoing Charges	1.71%
Launch date	02/07/2012

Fund Charges

Entry Charge	0.00%
Ongoing Charges	1.71%

Fund Background

Valuation frequency	Daily
Valuation point	12:00
Fund type	OEIC
Launch price	£1.00
Fund currency	Pound Sterling
Fund domicile	United Kingdom
ISA allowable	Yes
SIPP allowable	Yes

Dealing

Minimum Investment	-
Minimum Top Up	-
Minimum Regular Saving	-
Settlement Period: Buy	4 days
Settlement Period: Sell	4 days
Pricing Basis	Forward
Dealing Decimals	2

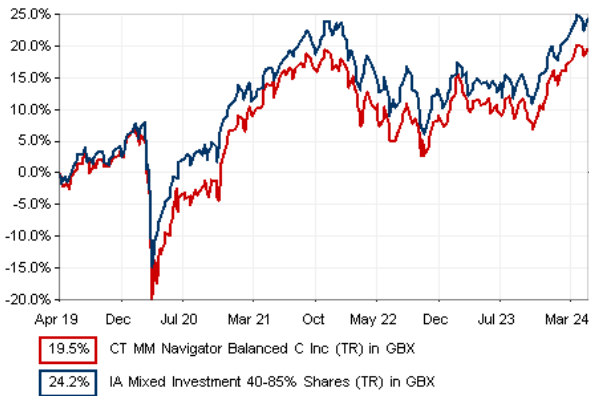
Distribution Dates

Ex dividend date(s)	Income payment date(s)
01 March	31 May
01 September	30 November

Aims

The Fund aims to achieve capital growth with some income.

Performance



Discrete performance - to last month end

	30/04/19 to 30/04/20	30/04/20 to 30/04/21	30/04/21 to 30/04/22	30/04/22 to 30/04/23	30/04/23 to 30/04/24
Fund	-9.4%	26.0%	-3.2%	0.3%	7.8%
Sector	-4.0%	21.4%	-0.1%	-1.9%	8.7%
Rank	146/169	37/181	158/196	41/207	147/213
Quartile	4	1	4	1	3

Annualised performance

	3 Years to 30/04/24	5 Years to 30/04/24	10 Years to 30/04/24
Fund	1.5%	3.6%	5.1%
Sector	2.1%	4.4%	5.5%
Rank	127/196	121/169	78/106
Quartile	3	3	3

Fund Managers



Name:	Robert Burdett	Gary Potter
Manager for:	16 years, 7 months	16 years, 7 months

Ratings

FE Crown



Group Details

Group name	Columbia Threadneedle (ex BMO OEIC)
Group address	Cannon Place 78 Cannon Street London EC4N 6AG
Group telephone	0845 799 2299
Dealing telephone	-
Email	-
Homepage	www.columbiathreadneedle.com
Fax number	-

Important Information

• Source of portfolio data: Broadridge. Source of performance data: FE fundinfo. We can't predict the future. Past performance isn't a guide to future performance. The figures shown are intended only to demonstrate performance history of the fund, after allowing for the impact of ongoing charges, but take no account of product charges. Ongoing charges may vary in the future and may be higher than they are now. Fund performance is based upon the movement of the daily price and is shown as total return in GBP with income reinvested. The value of your investment can go down as well as up so you might get back less than you put in. This factsheet is for information purposes only. If there is information or terminology included that you would like to discuss, then please contact an adviser. Investors should refer to their policy documentation and supporting brochures for fund availability, investment strategy, any product information and charges. Every care has been taken in populating this output, however it must be appreciated that neither Broadridge, Prudential nor their sources guarantee the accuracy, adequacy or completeness of this information or make any warranties regarding results from its usage.

Top 10 Fund Holdings

Name	% Weight	Sector	Country
1 Janus Henderson Investors Strategic Bond Class I	5.51%	Managed Funds	Managed Funds
2 Man Group GLG Sterling Corporate Bond Professional D	5.01%	Managed Funds	Managed Funds
3 Artemis UK Select Class I	4.88%	Managed Funds	Managed Funds
4 Heronbridge Investment Management United Kingdom Equity Class A	4.87%	Managed Funds	Managed Funds
5 Harrington Cooper UCITS Funds ICAV HC Snyder US All Cap Equity Founder Class	4.50%	Managed Funds	Managed Funds
6 Edgewood L Select Edgewood L Select - US Select Growth Class I USD Z	4.26%	Managed Funds	Managed Funds
7 PZENA VALUE FUNDS PLC PZENA PZENA US LARGE CAP VALU AUUSD	4.22%	Managed Funds	Managed Funds
8 Invesco ICVC UK Opportunities (UK) Class M	3.63%	Managed Funds	Managed Funds
9 WS Gresham House WS Gresham House UK Smaller Companies Class F	3.52%	Managed Funds	Managed Funds
10 Conventum Lyrical Class I	3.43%	Managed Funds	Managed Funds

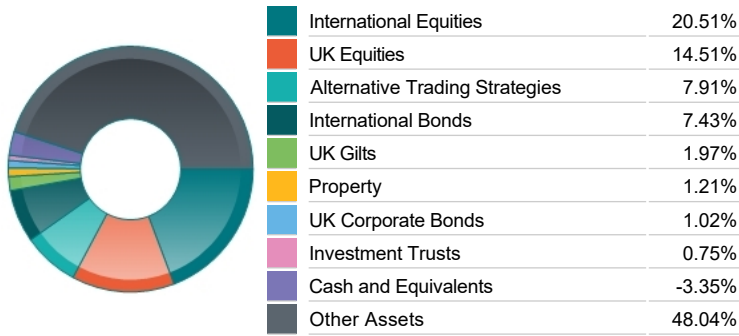
Top 10 Holdings

Name	% Weight	Sector	Country
1 Edgewood L Select Edgewood L Select - US Select Growth Class I USD Z	4.26%	Non-Classified	United States
2 Jupiter UK Dynamic Equity Class I	2.83%	Non-Classified	United Kingdom
3 PACIFIC NORTH AMERICAN OPPORTU PACIFIC NOR AMER OPPO ZUSDAC	1.83%	Non-Classified	Non-Classified
4 BERENBERG EUROPEAN SMALL CAP BERENBERG EU SM/CAP I EUR AC	1.32%	Non-Classified	Non-Classified
5 Tritax Big Box REIT Plc Tritax Big Box REIT Ord GBP0.01	1.16%	Real Estate Investment Trusts	United Kingdom
6 LondonMetric Property PLC LondonMetric Property Ord GBP0.10	1.09%	Non-Classified	United Kingdom
7 Gravis Capital Management Ltd GCP Infrastructure Investments Ltd Ord GBP0.01	0.74%	Non-Classified	Non-Classified
8 SHELL	0.45%	Non-Renewable Energy	United Kingdom
9 BP	0.44%	Non-Renewable Energy	United Kingdom
10 3½% Treasury Gilt 2025	0.43%	Bonds	United Kingdom

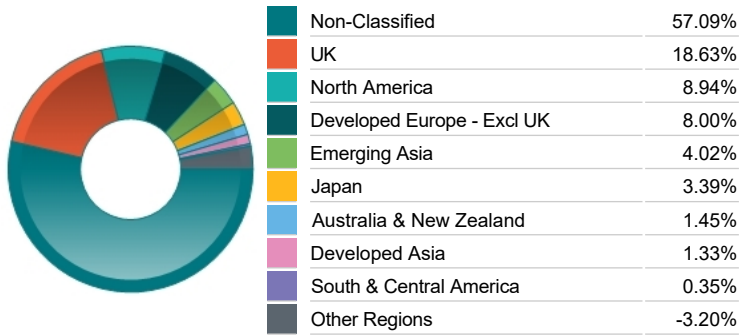
Important Information

• The Industry Classification Benchmark is a product of FTSE International Limited and has been licensed for use. "Prudential" is a trading name of The Prudential Assurance Company Limited, which is registered in England and Wales. Registered office at 10 Fenchurch Avenue, London EC3M 5AG. Registered number 15454. Authorised by the Prudential Regulation Authority and regulated by the Financial Conduct Authority and the Prudential Regulation Authority.

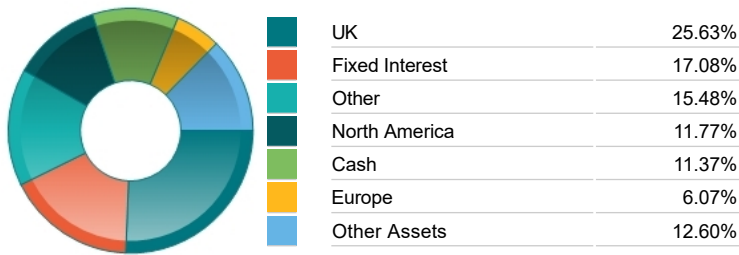
Asset Allocation



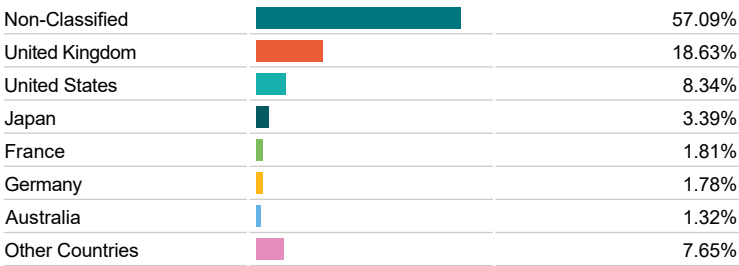
Regional Allocation



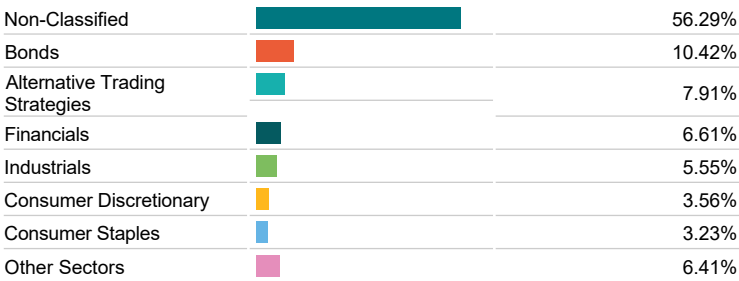
Asset Allocation




Top Country Breakdown



Sector Breakdown



Fixed Interest Currencies



Breakdown By Market Cap (%)

