

Benchmark

Benchmark	IA Mixed Investment 20-60% shares sector average
ABI Sector	Mixed Investment 20-60% Shares

Identification Codes

Sedol Code	B281Y39
Mex Code	PUCM5
Isin Code	GB00B281Y399
Citi Code	AMG9

Fund Overview

Bid (16/02/2018)	143.70
Offer	n/a
Fund size (31/12/2017)	£39.82m
Underlying Fund size	£175.30m
Number of holdings	5383
Launch date	12/11/2007

Fund Charges

Base Annual Management Charge (AMC)	1.50%
Additional Charges	0.26%
Total Charges	1.76%

Aims

The investment strategy of the fund is to purchase units in the LF Prudential Dynamic Focused 20-55 Portfolio. That fund aims to achieve a long-term total return (the combination of income and growth of capital) by investing mainly in collective investment schemes. Between 20% and 55% of the fund will be invested in schemes whose predominant exposure is to equities.

Performance



Discrete performance - to last month end

	31/01/13 to 31/01/14	31/01/14 to 31/01/15	31/01/15 to 31/01/16	31/01/16 to 31/01/17	31/01/17 to 31/01/18
Fund	3.4%	6.6%	-2.1%	12.8%	7.2%
Sector	4.2%	6.9%	-3.3%	11.3%	5.3%
Rank	168/248	148/257	65/266	89/270	47/271
Quartile	3	3	1	2	1

Annualised performance

	Annualised		
	3 Years to 31/01/18	5 Years to 31/01/18	10 Years to 31/01/18
Fund	5.8%	5.5%	4.9%
Sector	4.3%	4.8%	4.3%
Rank	33/265	83/247	93/154
Quartile	1	2	3

Fund Managers



Name: Philip Butler
 Manager of the underlying fund for: 1 years, 3 months

Important Information

- Exchange rate fluctuations may cause the Sterling values of overseas investments to rise or fall.
- Source of portfolio data: FundsLibrary. Source of performance data: Financial Express (FE). Please remember that past performance is not a reliable indicator of future performance. The figures shown are intended only to demonstrate performance history of the fund and take no account of product charges, or the Annual Management Charge for any available PruFund funds.. The application of charges may impact the overall performance. Please also note that our charges may vary in the future and may be higher than they are now. Fund Performance is based upon the movement of the daily price and is shown as total return in GBP with net income reinvested. The value of your investment can go down as well as up and you may not get back the amount you put in.
- This factsheet is for information purposes only. If there is information or terminology included that you would like to discuss, then please contact an adviser. Investors should refer to their policy documentation and supporting brochures for fund availability, investment strategy, any product information and charges. Every care has been taken in populating this output, however it must be appreciated that neither FundsLibrary, Prudential nor their sources guarantee the accuracy, adequacy or completeness of this information or make any warranties regarding results from its usage.

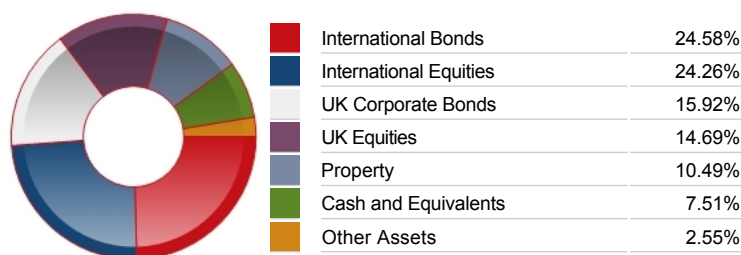
Top 10 Fund Holdings

Name	% Weight
1 M&G Strategic Corporate Bond Class A GBP	25.50%
2 Legal & General UK Index Trust C	16.14%
3 M&G Property Portfolio Class I	12.98%
4 Legal & General Pacific Index Trust C	6.57%
5 Legal & General European Index Trust C	6.42%
6 Legal & General US Index Trust C	6.34%
7 M&G European Corporate Bond Class A GBP	4.39%
8 M&G Short Dated Corporate Bond Class A GBP	4.08%
9 M&G Global High Yield Bond Class X GBP	3.58%
10 Legal & General Japan Index Trust C	3.00%

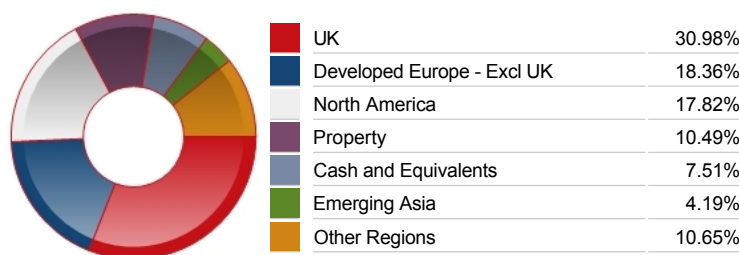
Top 10 Holdings

Name	% Weight
1 HSBC Holdings PLC (UK Reg)	0.99%
2 British American Tobacco	0.70%
3 BP	0.63%
4 Royal Dutch Shell A	0.63%
5 Royal Dutch Shell B	0.59%
6 1 8 NEW SQUARE BEDFONT LAKES	0.59%
7 Wells Fargo Bank NA 5.25% 01/08/2023	0.50%
8 PARC TROSTRE RETAIL PARK, LLAN	0.46%
9 Diageo	0.42%
10 WALES DESIGNER OUTLET	0.42%

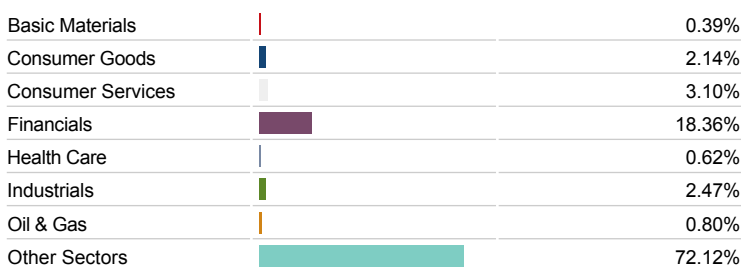
Asset Allocation



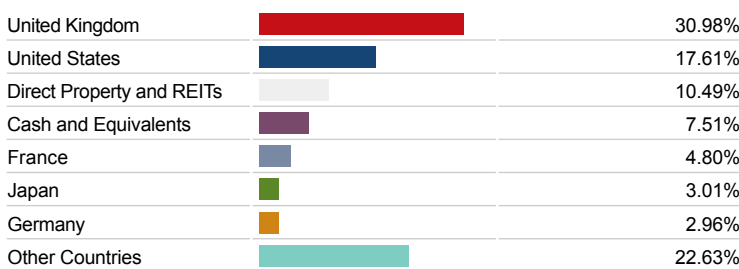
Regional Allocation



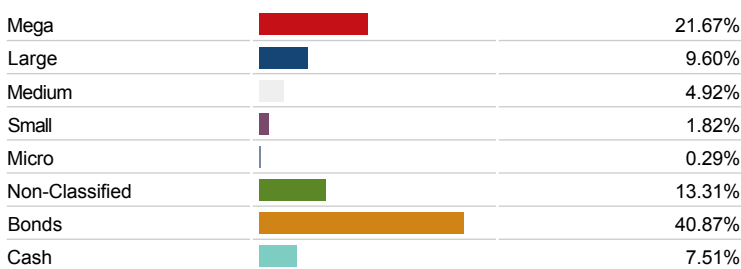
Sector Breakdown




Top Country Breakdown



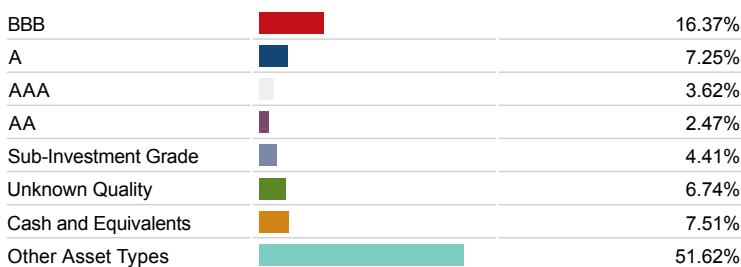
Breakdown By Market Cap (%)



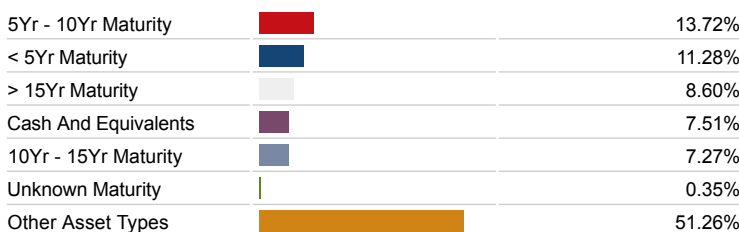
Fixed Interest Currencies



Fixed Interest Quality Profile



Fixed Interest Maturity Profile



Important Information

- Exchange rate fluctuations may cause the Sterling values of overseas investments to rise or fall.
- The Industry Classification Benchmark is a product of FTSE International Limited and has been licensed for use
- "Prudential" is a trading name of The Prudential Assurance Company Limited, which is registered in England and Wales. This name is also used by other companies within the Prudential Group. Registered office at Laurence Pountney Hill, London EC4R 0HH. Registered number 15454. Authorised by the Prudential Regulation Authority and regulated by the Financial Conduct Authority and the Prudential Regulation Authority.