

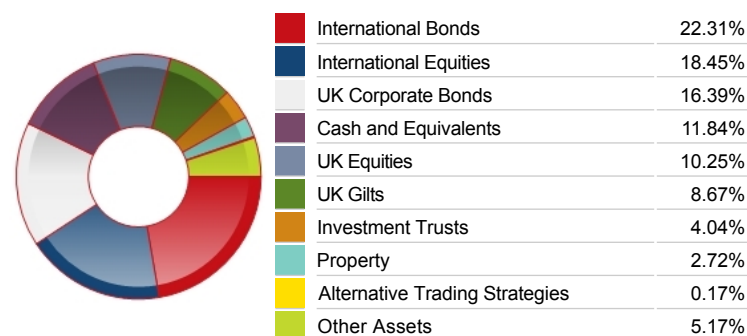
Top 10 Fund Holdings

Name	% Weight
1 Vanguard Global Bond Index Hedged Acc	10.13%
2 Legal & General Sterling Corporate Bond Index Fund I	10.10%
3 Fidelity MoneyBuilder Income Class W	6.92%
4 AXA Investment Managers UK Ltd Sterling Buy and Maintain Credit Class Z Gross	6.92%
5 Royal London Corporate Bond Class M	6.64%
6 Legal & General All Stocks Gilt Index Trust I	5.01%
7 Legal & General UK Property Fund I	4.68%
8 Fidelity Index UK Class P	3.93%
9 JPMorgan US Equity Income Class C	3.41%
10 Royal London Index Linked Gilt Class M	3.15%

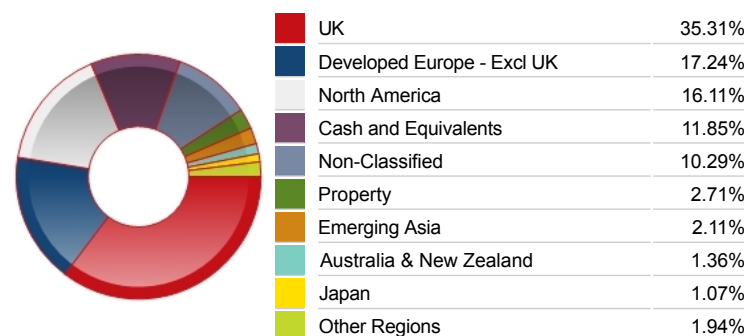
Top 10 Holdings

Name	% Weight
1 L&G FREEHOLD PROPERTY	3.59%
2 UNILEVER	0.43%
3 MICROSOFT CORP	0.42%
4 APPLE INC	0.42%
5 AMAZON.COM INC	0.38%
6 DIAGEO	0.37%
7 ASTRAZENECA	0.33%
8 3/8% Index-linked Treasury Gilt 2062	0.32%
9 GLAXOSMITHKLINE	0.29%
10 RELX	0.27%

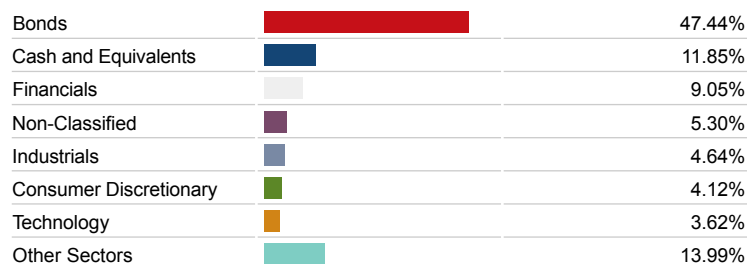
Asset Allocation



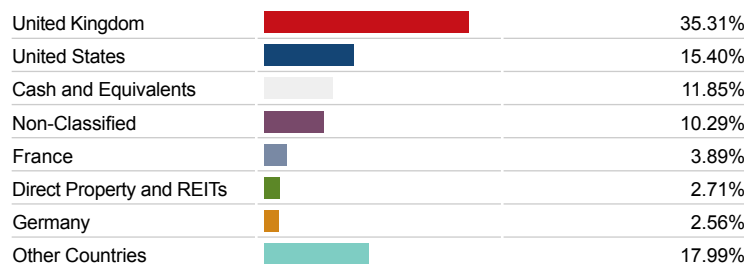
Regional Allocation



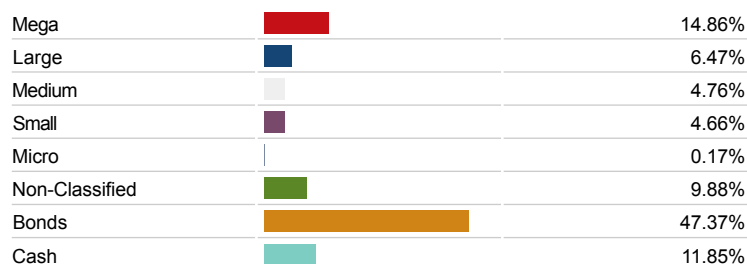
Sector Breakdown



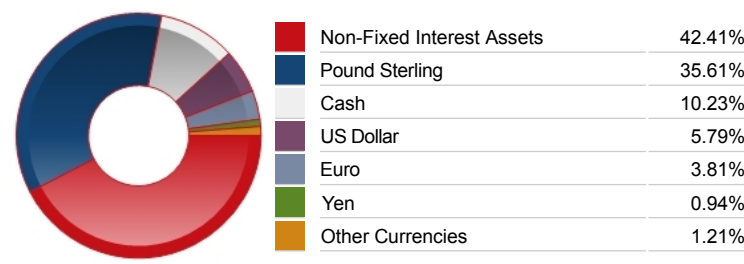
Top Country Breakdown



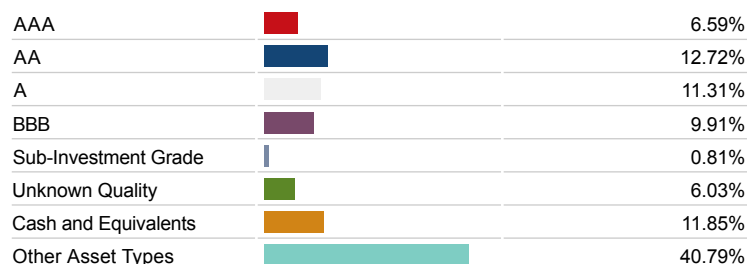
Breakdown By Market Cap (%)



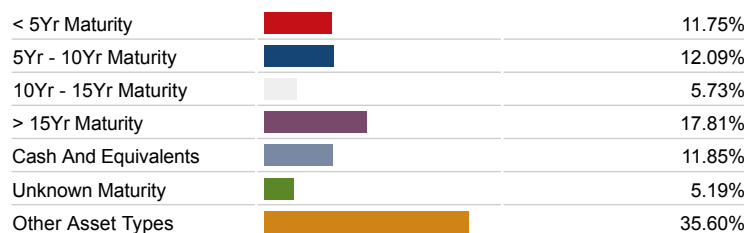
Fixed Interest Currencies



Fixed Interest Quality Profile



Fixed Interest Maturity Profile



Important Information

- Because of changes in exchange rates the value of your investment, as well as any money you take from it, can go down as well as up.
- The Industry Classification Benchmark is a product of FTSE International Limited and has been licensed for use.
- "Prudential" is a trading name of The Prudential Assurance Company Limited, which is registered in England and Wales. Registered office at 10 Fenchurch Avenue, London EC3M 5AG. Registered number 15454. Authorised by the Prudential Regulation Authority and regulated by the Financial Conduct Authority and the Prudential Regulation Authority.