

## Benchmark

Benchmark	FTSE All-World Developed Europe ex UK Index Net
ABI Sector	Europe excluding UK Equities

## Identification Codes

Sedol Code	B3Q9WL6
Mex Code	PUROSE
Isin Code	GB00B3Q9WL60
Citi Code	FNK2

## Fund Overview

Bid	n/a
Offer (19/11/2021)	385.60
Fund size (31/10/2021)	£0.90m
Underlying Fund size	£485.39m
Number of holdings	230
Launch date	13/07/2009

## Fund Charges

Annual Management Charge (AMC)	1.55%
Further Costs	0.07%
<b>Yearly Total</b>	<b>1.62%</b>

## Aims


Objective: The investment strategy of the fund is to purchase units in the JP Morgan Europe Dynamic (ex UK) Fund - the underlying fund.

Underlying Fund Objective: The fund aims to maximise long-term capital growth by investing primarily in continental European equities.

## Performance

No data available! Please enter a valid code!

## Fund Managers



Name:

Alex Whyte



Jonathan Ingram



Blake Crawford

Manager of the underlying fund for: 5 years, 1 months 17 years, 1 months 10 years, 8 months

## Ratings

FE Crown




## Important Information

- Because of changes in exchange rates the value of your investment, as well as any money you take from it, can go down as well as up.
- Some funds may invest in 'underlying' funds or other investment vehicles. The performance of our fund, compared to what it's invested in won't be exactly the same. That can be due to additional charges, cash management (needed to help people to enter and leave our fund when they want), tax and the timing of investments (this is known as a fund's dealing cycle, it varies between managers and can be several days).
- Source of portfolio data: Broadridge. Source of performance data: FE fundinfo. We can't predict the future. Past performance isn't a guide to future performance. The figures shown are intended only to demonstrate performance history of the fund, after allowing for the impact of fund charges and further costs, but take no account of product charges, or any Annual Management Charge paid for by the deduction of units. Charges and further costs may vary in the future and may be higher than they are now. Fund performance is based upon the movement of the daily price and is shown as total return in GBP with gross income reinvested. The value of your investment can go down as well as up so you might get back less than you put in.
- This factsheet is for information purposes only. If there is information or terminology included that you would like to discuss, then please contact an adviser. Investors should refer to their policy documentation and supporting brochures for fund availability, investment strategy, any product information and charges. Every care has been taken in populating this output, however it must be appreciated that neither Broadridge, Prudential nor their sources guarantee the accuracy, adequacy or completeness of this information or make any warranties regarding results from its usage.

Top 10 Holdings

Name	% Weight	Sector	Country
1 NOVO NORDISK A/S	5.72%	Pharmaceuticals & Biotechnology	Denmark
2 UNICREDIT SOCIETA' PER AZIONI	3.19%	Banks	Italy
3 AIR LIQUIDE(L')	3.09%	Chemicals	Non-Classified
4 TOTAL SE	3.01%	Non-Renewable Energy	France
5 ENGIE	2.98%	Gas, Water & Multi-utilities	France
6 ALLIANZ SE	2.62%	Non-life Insurance	Germany
7 RWE AG	2.60%	Gas, Water & Multi-utilities	Germany
8 VINCI	2.34%	Construction & Materials	France
9 ATLAS COPCO AB	2.23%	Industrial Engineering	Sweden
10 PROSUS N.V.	2.18%	Software & Computer Services	Netherlands

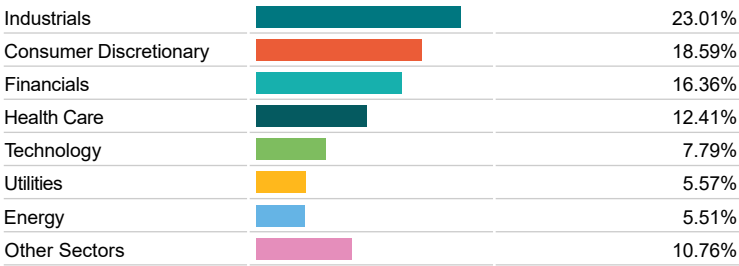
Asset Allocation



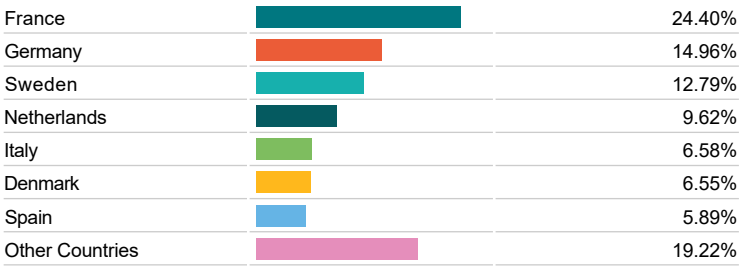
Regional Allocation



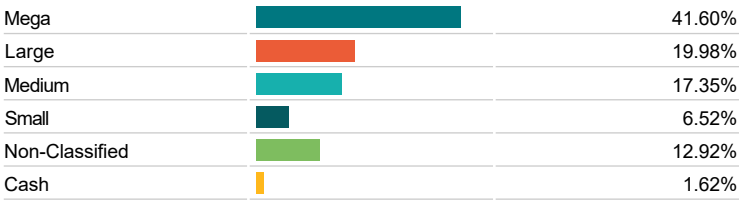
Equity Sector Breakdown



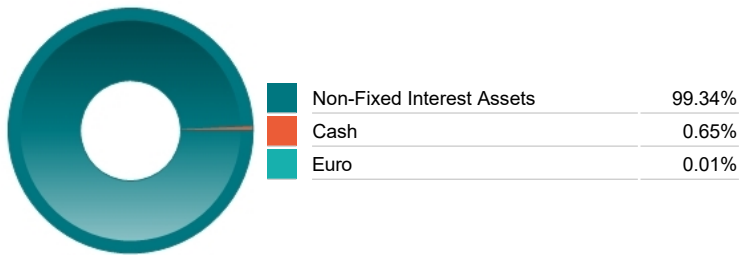
Top Country Breakdown



Breakdown By Market Cap (%)



Fixed Interest Currencies



Important Information

- Because of changes in exchange rates the value of your investment, as well as any money you take from it, can go down as well as up.
- The Industry Classification Benchmark is a product of FTSE International Limited and has been licensed for use.
- "Prudential" is a trading name of The Prudential Assurance Company Limited, which is registered in England and Wales. Registered office at 10 Fenchurch Avenue, London EC3M 5AG. Registered number 15454. Authorised by the Prudential Regulation Authority and regulated by the Financial Conduct Authority and the Prudential Regulation Authority. Prudential Retirement Income Limited is registered in Scotland. Registered office at Craigforth, Stirling FK9 4UE. Registered number SCO47842. Authorised by the Prudential Regulation Authority and regulated by the Financial Conduct Authority and the Prudential Regulation Authority.