

**Benchmark**

Benchmark	UK All Companies Sector
Sector	ABI UK All Companies

**Identification Codes**

Sedol Code	B02SQZ8
Mex Code	PUKEP
Isin Code	GB00B02SQZ84
Citi Code	ILE9

**Fund Overview**

Bid (22/01/2021)	451.70
Offer (22/01/2021)	475.50
Fund size (30/11/2020)	£8.51m
Underlying Fund size	£1520.62m
Number of holdings	80
Launch date	31/08/2004

**Fund Charges**

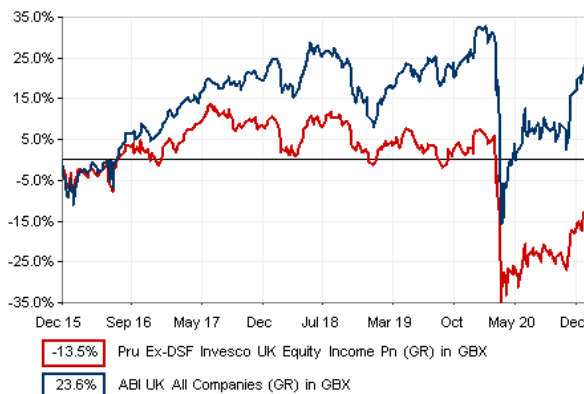
Annual Management Charge (AMC)	1.25%
Further Costs	0.00%
<b>Yearly Total</b>	<b>1.25%</b>

**Aims**

Objective: The investment strategy of the fund is to purchase units in the Invesco UK Equity Income Fund (UK) - the underlying fund.

Underlying Fund Objective: The fund aims to achieve income and capital growth over the long term (5 years plus).

**Performance**



**Discrete performance - to last month end**

	31/12/15 to 31/12/16	31/12/16 to 31/12/17	31/12/17 to 31/12/18	31/12/18 to 31/12/19	31/12/19 to 31/12/20
Fund	3.8%	6.2%	-9.7%	7.9%	-20.1%
Sector	10.2%	12.2%	-11.6%	20.6%	-7.7%
Rank	579/709	656/724	216/725	695/737	704/746
Quartile	4	4	2	4	4

**Annualised performance**

	Annualised		
	3 Years to 31/12/20	5 Years to 31/12/20	10 Years to 31/12/20
Fund	-8.0%	-3.0%	5.0%
Sector	-0.5%	4.0%	5.4%
Rank	685/727	668/709	383/612
Quartile	4	4	3

**Fund Managers**



Name: James Goldstone Ciaran Mallon  
 Manager of the underlying fund for: 0 years, 8 months 0 years, 8 months

**Ratings**

FE Crown




**Important Information**

- Some funds may invest in 'underlying' funds or other investment vehicles. The performance of our fund, compared to what it's invested in won't be exactly the same. That can be due to additional charges, cash management (needed to help people to enter and leave our fund when they want), tax and the timing of investments (this is known as a fund's dealing cycle, it varies between managers and can be several days).
- Source of portfolio data: Broadridge. Source of performance data: FE fundinfo. We can't predict the future. Past performance isn't a guide to future performance. The figures shown are intended only to demonstrate performance history of the fund, after allowing for the impact of fund charges and further costs, but take no account of product charges, or any Annual Management Charge paid for by the deduction of units. Charges and further costs may vary in the future and may be higher than they are now. Fund performance is based upon the movement of the daily price and is shown as total return in GBP with gross income reinvested. The value of your investment can go down as well as up so you might get back less than you put in.
- This factsheet is for information purposes only. If there is information or terminology included that you would like to discuss, then please contact an adviser. Investors should refer to their policy documentation and supporting brochures for fund availability, investment strategy, any product information and charges. Every care has been taken in populating this output, however it must be appreciated that neither Broadridge, Prudential nor their sources guarantee the accuracy, adequacy or completeness of this information or make any warranties regarding results from its usage.


**Top 10 Holdings**

Name	% Weight	Sector	Country
1 PURETECH HEALTH	6.83%	Pharmaceuticals & Biotechnology	United Kingdom
2 TESCO	4.55%	Personal Care, Drug & Grocery Stores	United Kingdom
3 BARCLAYS	3.97%	Banks	United Kingdom
4 BRITISH AMERICAN TOBACCO	3.90%	Tobacco	United Kingdom
5 BP	3.79%	Non-Renewable Energy	United Kingdom
6 TOTAL SE	3.46%	Non-Renewable Energy	France
7 NEXT	3.40%	Retailers	United Kingdom
8 GLAXOSMITHKLINE	2.85%	Pharmaceuticals & Biotechnology	United Kingdom
9 LEGAL & GENERAL GROUP	2.74%	Life Insurance	United Kingdom
10 BARRICK GOLD CORP	2.70%	Precious Metals & Mining	Canada

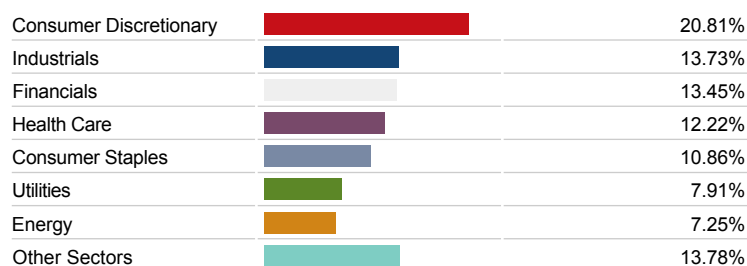
**Asset Allocation**



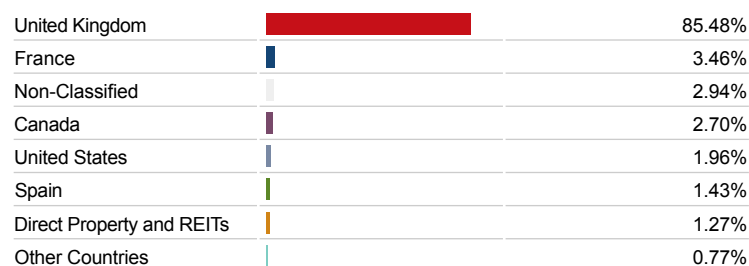
**Regional Allocation**



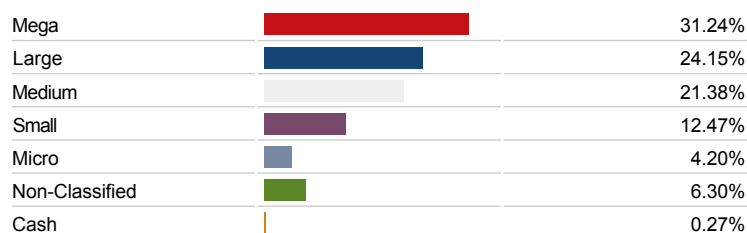
**Equity Sector Breakdown**




**Top Country Breakdown**



**Breakdown By Market Cap (%)**



**Fixed Interest Currencies**



**Important Information**

- The Industry Classification Benchmark is a product of FTSE International Limited and has been licensed for use.
- "Prudential" is a trading name of The Prudential Assurance Company Limited, which is registered in England and Wales. Registered office at 10 Fenchurch Avenue, London EC3M 5AG. Registered number 15454. Authorised by the Prudential Regulation Authority and regulated by the Financial Conduct Authority and the Prudential Regulation Authority.