

Benchmark

Benchmark	FTSE All Share Index
ABI Sector	UK Equity Income

Identification Codes

Sedol Code	B00HWN7
Mex Code	SBNWHI
Isin Code	IE00B00HWN72
Citi Code	QV64

Fund Overview

Bid (08/06/2026)	4.92
Offer (08/06/2026)	5.18
Fund size (30/04/2026)	£12.66m
Underlying Fund size	£872.70m
Number of holdings	202
Launch date	10/04/2003

Fund Charges

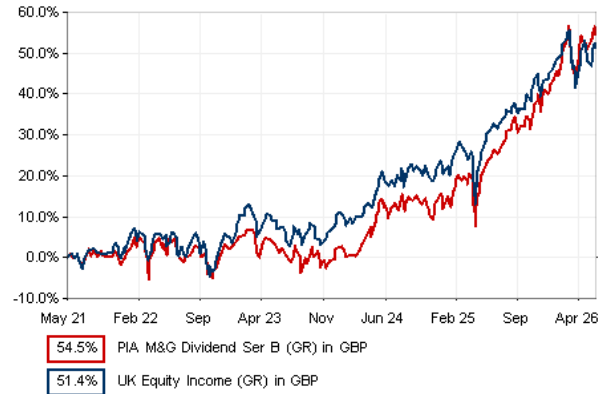
Annual Management Charge (AMC)	1.30%
Further Costs	0.05%
Yearly Total	1.35%

Aims

Objective: The investment strategy of the fund is to purchase units in the M&G Dividend Fund - the underlying fund.

Underlying Fund Objective: The fund has three aims: 1. to provide an annual yield higher than that of the FTSE All-Share Index; 2. to provide an income stream that increases every year; 3. to provide a higher total return (the combination of capital growth and income), net of the Ongoing Charge Figure, than that of the FTSE All-Share Index over any five-year period. At least 70% of the fund is invested in equity securities and equity-related securities of companies across any sector and market capitalisation, that are incorporated, domiciled, listed or do most of their business in the United Kingdom. The fund may also invest in other transferable securities, including the shares of non-UK companies, cash and near cash directly or via collective investment schemes (including funds managed by M&G). Derivatives may be used for efficient portfolio management and hedging.

Performance



Discrete performance - to last month end

	31/05/21 to 31/05/22	31/05/22 to 31/05/23	31/05/23 to 31/05/24	31/05/24 to 31/05/25	31/05/25 to 31/05/26
Fund	5.4%	-3.8%	11.7%	9.9%	24.1%
Sector	6.7%	0.1%	11.8%	10.0%	15.3%
Rank	23/35	32/35	24/35	18/35	2/35
Quartile	3	4	3	2	1

Annualised performance

	Annualised		
	3 Years to 31/05/26	5 Years to 31/05/26	10 Years to 31/05/26
Fund	15.1%	9.1%	6.1%
Sector	12.3%	8.6%	6.3%
Rank	14/35	21/34	25/30
Quartile	2	3	4

Fund Managers



Name: Michael Stiasny
 Manager of the underlying fund for: 7 years, 3 months

Ratings

FE Crown



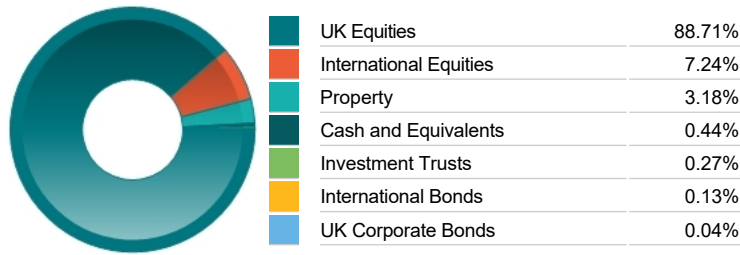
Important Information

- Because of changes in exchange rates the value of your investment, as well as any money you take from it, can go down as well as up.
- Some funds may invest in 'underlying' funds or other investment vehicles. The performance of our fund, compared to what it's invested in won't be exactly the same. That can be due to additional charges, cash management (needed to help people to enter and leave our fund when they want), tax and the timing of investments (this is known as a fund's dealing cycle, it varies between managers and can be several days).
- Source of portfolio data: Broadridge. Source of performance data: FE fundinfo. We can't predict the future. Past performance isn't a guide to future performance. The figures shown are intended only to demonstrate performance history of the fund, after allowing for the impact of fund charges and further costs, but take no account of product charges, or any Annual Management Charge paid for by the deduction of units. Charges and further costs may vary in the future and may be higher than they are now. Fund performance is based upon the movement of the daily price and is shown as total return in the fund's currency of denomination with gross income reinvested. The value of your investment can go down as well as up so you might get back less than you put in.
- This factsheet is for information purposes only. If there is information or terminology included that you would like to discuss, then please contact an adviser. Investors should refer to their policy documentation and supporting brochures for fund availability, investment strategy, any product information and charges. Every care has been taken in populating this output, however it must be appreciated that neither Broadridge, Prudential nor their sources guarantee the accuracy, adequacy or completeness of this information or make any warranties regarding results from its usage.

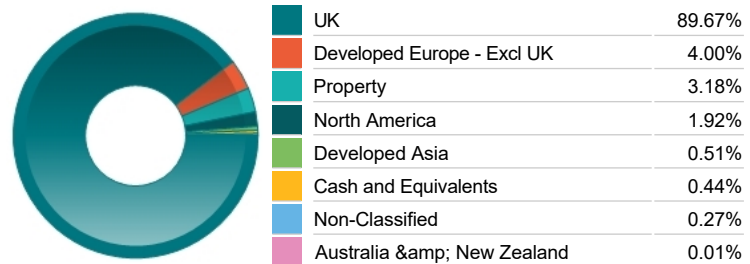
Top 10 Holdings

Name	% Weight	Sector	Country
1 HSBC HOLDINGS	8.72%	Banks	United Kingdom
2 BRITISH AMERICAN TOBACCO P.L.C.	6.30%	Tobacco	United Kingdom
3 SHELL	5.21%	Non-Renewable Energy	United Kingdom
4 ASTRAZENECA	4.73%	Pharmaceuticals & Biotechnology	United Kingdom
5 BP P.L.C.	4.46%	Non-Renewable Energy	United Kingdom
6 RIO TINTO	4.20%	Industrial Metals & Mining	United Kingdom
7 IMPERIAL BRANDS	3.86%	Tobacco	United Kingdom
8 LLOYDS BANKING GROUP	3.71%	Banks	United Kingdom
9 GSK	3.68%	Pharmaceuticals & Biotechnology	United Kingdom
10 NATIONAL GRID	3.48%	Gas, Water & Multi-utilities	United Kingdom

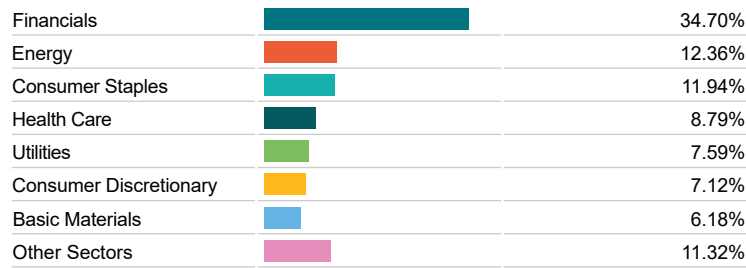
Asset Allocation



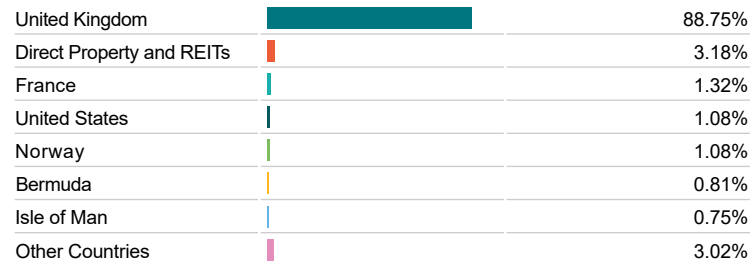
Regional Allocation



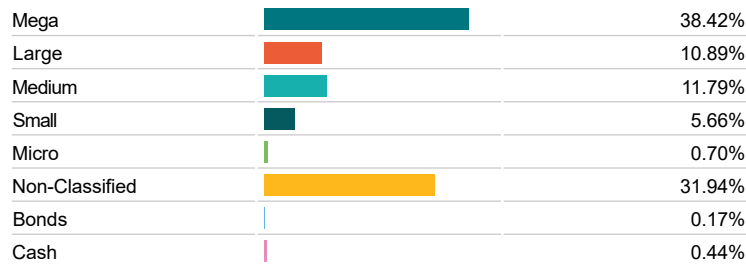
Equity Sector Breakdown




Top Country Breakdown



Breakdown By Market Cap (%)



Fixed Interest Currencies



Important Information

- Because of changes in exchange rates the value of your investment, as well as any money you take from it, can go down as well as up.
- The Industry Classification Benchmark is a product of FTSE International Limited and has been licensed for use.
- The registered office of Prudential International is in Ireland at Fitzwilliam Court, Leeson CI, Dublin 2, D02 TC95. Prudential International is a marketing name of Prudential International Assurance plc, a life assurance company operating from Ireland. Registration No. 209956. Prudential International Assurance plc is authorised and regulated by the Central Bank of Ireland and in the context of its UK regulated activities only, is authorised by the Prudential Regulation Authority and subject to regulation by the Financial Conduct Authority and limited regulation by the Prudential Regulation Authority. Details about the extent of our regulation by the Prudential Regulation Authority are available from us on request. Prudential International is part of the same corporate group as The Prudential Assurance Company Limited. Both The Prudential Assurance Company Limited and Prudential International are direct and indirect subsidiaries respectively of M&G plc, a company incorporated in the United Kingdom. The Prudential Assurance Company Limited is not affiliated in any manner with Prudential Financial, Inc, a company whose principal place of business is in the United States of America or Prudential plc, an international group incorporated in the United Kingdom.