

Benchmark

Benchmark	FTSE Small Cap ex ITs
Benchmark Category	Comparator
IA Sector	UK Smaller Companies

Identification Codes

Sedol Code	B8HWPP4
Mex Code	Q5AAAF
Isin Code	GB00B8HWPP49
Citi Code	M3XC

Fund Overview

Bid (16/05/2024)	1943.03p
Offer (16/05/2024)	1986.74p
Historic yield	0.86%
Fund size (30/04/2024)	£1064.81m
Number of holdings	61
Ongoing Charges	1.32%
Launch date	02/02/2015

Fund Charges

Entry Charge	0.00%
Ongoing Charges	1.32%

Fund Background

Valuation frequency	Daily
Valuation point	12:00
Fund type	Unit Trust
Launch price	£1.00
Fund currency	Pound Sterling
Fund domicile	United Kingdom
ISA allowable	Yes
SIPP allowable	Yes

Dealing

Minimum Investment	£5000000
Minimum Top Up	£100000
Minimum Regular Saving	-
Settlement Period: Buy	4 days
Settlement Period: Sell	4 days
Pricing Basis	Forward
Dealing Decimals	3

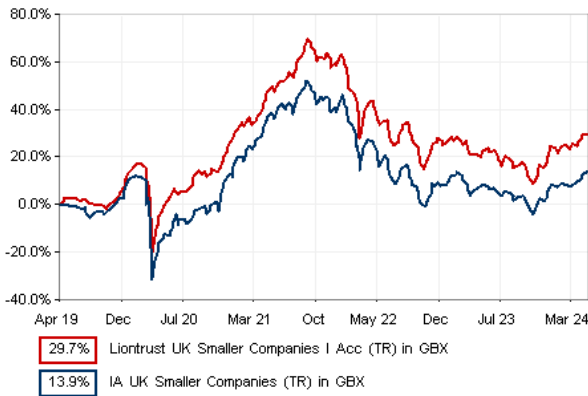
Distribution Dates

Ex dividend date(s)	Income payment date(s)
01 May	30 June

Aims

The Fund aims to deliver capital growth over the long term (5 years or more).

Performance



Discrete performance - to last month end

	30/04/19 to 30/04/20	30/04/20 to 30/04/21	30/04/21 to 30/04/22	30/04/22 to 30/04/23	30/04/23 to 30/04/24
Fund	2.2%	45.2%	-6.2%	-13.0%	7.0%
Sector	-11.4%	55.3%	-9.9%	-13.3%	6.1%
Rank	2/45	34/45	13/46	22/47	19/47
Quartile	1	3	2	2	2

Annualised performance

	3 Years to 30/04/24	5 Years to 30/04/24	10 Years to 30/04/24
Fund	-4.4%	5.3%	9.0%
Sector	-6.1%	2.6%	5.6%
Rank	15/46	8/45	1/40
Quartile	2	1	1

Fund Managers



Name:	Alex Wedge	Anthony Cross	Julian Fosh	Victoria Stevens
Manager for:	3 years, 4 months	26 years, 4 months	15 years, 11 months	8 years, 11 months



Matthew Tonge  
8 years, 8 months

Ratings

FE Crown



Group Details

Group name	Liontrust Fund Partners LLP
Group address	2 Savoy Court London WC2R 0EZ
Group telephone	020 7412 1766
Dealing telephone	020 7964 4774
Email	info@liontrust.co.uk
Homepage	www.liontrust.co.uk
Fax number	020 7412 1779


Important Information

• Source of portfolio data: Broadridge. Source of performance data: FE fundinfo. We can't predict the future. Past performance isn't a guide to future performance. The figures shown are intended only to demonstrate performance history of the fund, after allowing for the impact of ongoing charges, but take no account of product charges. Ongoing charges may vary in the future and may be higher than they are now. Fund performance is based upon the movement of the daily price and is shown as total return in GBP with income reinvested. The value of your investment can go down as well as up so you might get back less than you put in. This factsheet is for information purposes only. If there is information or terminology included that you would like to discuss, then please contact an adviser. Investors should refer to their policy documentation and supporting brochures for fund availability, investment strategy, any product information and charges. Every care has been taken in populating this output, however it must be appreciated that neither Broadridge, Prudential nor their sources guarantee the accuracy, adequacy or completeness of this information or make any warranties regarding results from its usage.

Top 10 Holdings

Name	% Weight	Sector	Country
1 TATTON ASSET MGMT	2.93%	Investment Banking & Brokerage Services	United Kingdom
2 GLOBALDATA	2.81%	Media	United Kingdom
3 ALPHA GROUP INTERNATIONAL	2.61%	Investment Banking & Brokerage Services	United Kingdom
4 FINTEL	2.56%	Industrial Support Services	United Kingdom
5 MORTGAGE ADVICE BUREAU (HOLDINGS)	2.52%	Finance & Credit Services	United Kingdom
6 MATTIOLI WOODS	2.43%	Investment Banking & Brokerage Services	United Kingdom
7 F.W. THORPE PUBLIC LIMITED COMPANY	2.38%	Technology Hardware & Equipment	United Kingdom
8 INTEGRAFIN HOLDINGS	2.34%	Investment Banking & Brokerage Services	United Kingdom
9 AJ BELL	2.28%	Investment Banking & Brokerage Services	United Kingdom
10 KITWAVE GROUP	2.28%	Personal Care, Drug & Grocery Stores	United Kingdom

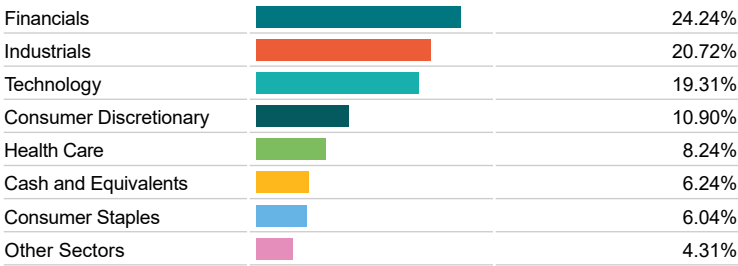
Asset Allocation



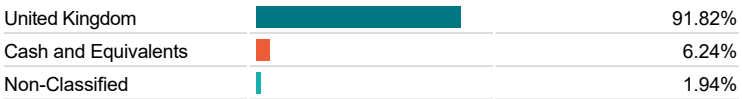
Regional Allocation



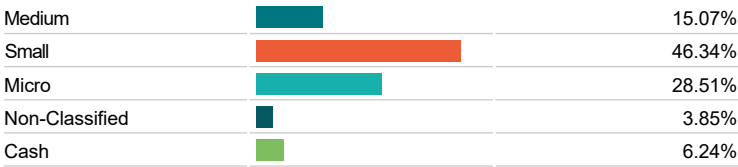
Equity Sector Breakdown



Top Country Breakdown



Breakdown By Market Cap (%)



Important Information

• The Industry Classification Benchmark is a product of FTSE International Limited and has been licensed for use. "Prudential" is a trading name of The Prudential Assurance Company Limited, which is registered in England and Wales. Registered office at 10 Fenchurch Avenue, London EC3M 5AG. Registered number 15454. Authorised by the Prudential Regulation Authority and regulated by the Financial Conduct Authority and the Prudential Regulation Authority.