

Benchmark

| | |
|------------|--|
| Benchmark | Merrill Lynch Eurosterling Index (NUK) |
| ABI Sector | Sterling Corporate Bond |

Identification Codes

| | |
|------------|--------------|
| Sedol Code | B59WLW0 |
| Mex Code | PUFMBI |
| Isin Code | GB00B59WLW05 |
| Citi Code | I2X8 |

Fund Overview

| | |
|------------------------|------------|
| Bid (04/03/2022) | 158.90 |
| Offer (04/03/2022) | 167.20 |
| Fund size (31/07/2022) | £0.01m |
| Underlying Fund size | £1724.88m |
| Number of holdings | 266 |
| Launch date | 25/01/2010 |

Fund Charges

| | |
|--------------------------------|-------|
| Annual Management Charge (AMC) | 1.35% |
| Further Costs | 0.00% |
| Yearly Total | 1.35% |

Aims



Objective: The investment strategy of the fund is to purchase units in the Fidelity MoneyBuilder Income Fund - the underlying fund.

Underlying Fund Objective: The fund aims to deliver an income with the potential to increase the value of your investment. The fund will be at least 70% exposed to sterling-denominated (or hedged back to sterling) investment grade debt instruments.

Performance

No data available! Please enter a valid code!

Fund Managers



| | | | |
|-------------------------------------|-------------------|-------------------|-------------------|
| Name: | Shamil Pankhania | Kristian Atkinson | Sajiv Vaid |
| Manager of the underlying fund for: | 1 years, 2 months | 5 years, 4 months | 5 years, 4 months |

Ratings

FE Crown



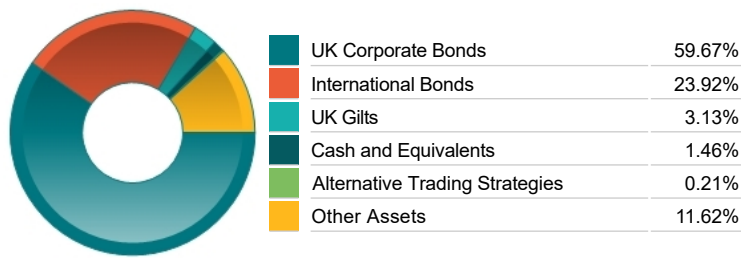
Important Information

- Some funds may invest in ‘underlying’ funds or other investment vehicles. The performance of our fund, compared to what it’s invested in won’t be exactly the same. That can be due to additional charges, cash management (needed to help people to enter and leave our fund when they want), tax and the timing of investments (this is known as a fund’s dealing cycle, it varies between managers and can be several days).
- Source of portfolio data: Broadridge. Source of performance data: FE fundinfo. We can’t predict the future. Past performance isn’t a guide to future performance. The figures shown are intended only to demonstrate performance history of the fund, after allowing for the impact of fund charges and further costs, but take no account of product charges, or any Annual Management Charge paid for by the deduction of units. Charges and further costs may vary in the future and may be higher than they are now. Fund performance is based upon the movement of the daily price and is shown as total return in GBP with gross income reinvested. The value of your investment can go down as well as up so you might get back less than you put in.
- This factsheet is for information purposes only. If there is information or terminology included that you would like to discuss, then please contact an adviser. Investors should refer to their policy documentation and supporting brochures for fund availability, investment strategy, any product information and charges. Every care has been taken in populating this output, however it must be appreciated that neither Broadridge, Prudential nor their sources guarantee the accuracy, adequacy or completeness of this information or make any warranties regarding results from its usage.

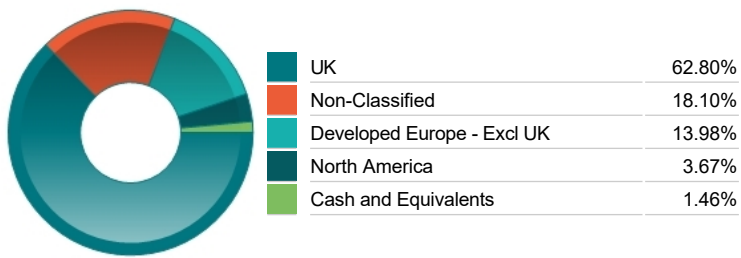
Top 10 Holdings

| Name | % Weight | Sector | Country |
|--|----------|--------|----------------|
| 1 WESTFIELD STRATFORD CITY FINANCE NO 2 PLC 1.642% 08/04/2031 REGS | 1.72% | Bonds | United Kingdom |
| 2 CHANNEL LINK ENTERPRIC FIN PLC 3.043%/VAR 06/30/2050 REGS | 1.66% | Bonds | United Kingdom |
| 3 HEATHROW FDG 6.45%/VAR 12/31 RGS | 1.46% | Bonds | United States |
| 4 HSBC BANK FND 5.844%/VRN PERP | 1.45% | Bonds | United Kingdom |
| 5 METROCENTRE FINANCE PLC VAR 12/06/2028 | 1.36% | Bonds | United Kingdom |
| 6 DIGNITY FINANCE PLC 3.5456% 12/31/2034 REGS | 1.34% | Bonds | United Kingdom |
| 7 LOGICOR 2019-1 UK PLC 1.875% 11/17/2031 REGS | 1.25% | Bonds | United Kingdom |
| 8 4¼% Treasury Gilt 2040 | 1.25% | Bonds | United Kingdom |
| 9 PRUDENTIAL PLC 5.625%/VAR 10/20/2051 REGS | 1.23% | Bonds | United Kingdom |
| 10 ASPIRE DEFENCE FINANCE PLC 4.674% 03/31/2040 | 1.23% | Bonds | United Kingdom |


Asset Allocation



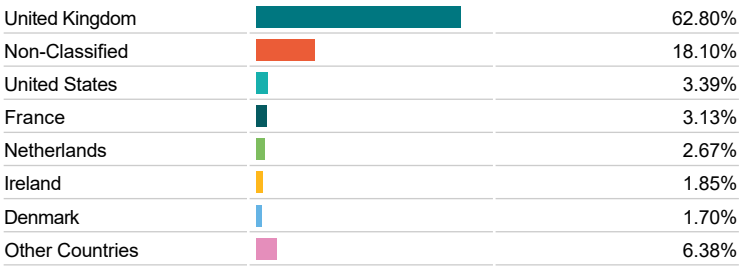
Regional Allocation



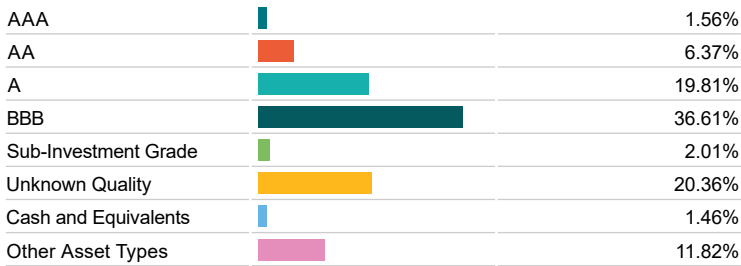
Bond Sector Breakdown



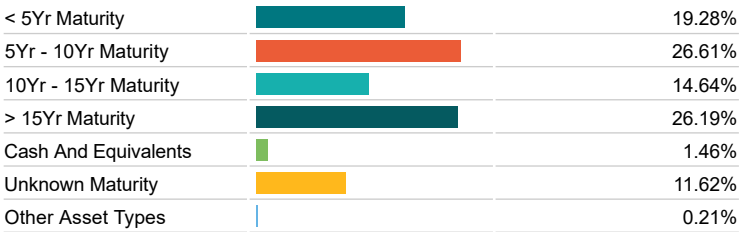
Top Country Breakdown



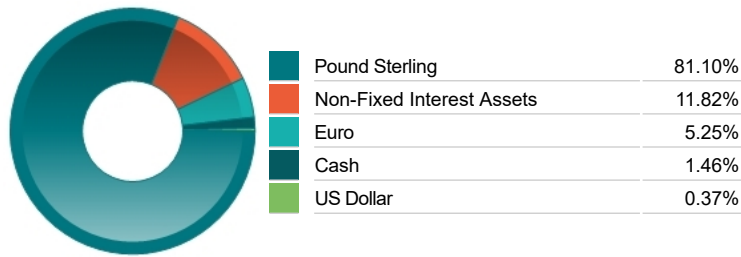
Fixed Interest Quality Profile



Fixed Interest Maturity Profile



Fixed Interest Currencies



Important Information

- The Industry Classification Benchmark is a product of FTSE International Limited and has been licensed for use.
- "Prudential" is a trading name of The Prudential Assurance Company Limited, which is registered in England and Wales. Registered office at 10 Fenchurch Avenue, London EC3M 5AG. Registered number 15454. Authorised by the Prudential Regulation Authority and regulated by the Financial Conduct Authority and the Prudential Regulation Authority.