

**Benchmark**

Benchmark	Variable
ABI Sector	Distribution Funds

**Identification Codes**

Sedol Code	0699895
Mex Code	VNDB
Isin Code	GB0006998958
Citi Code	PS35

**Fund Overview**

Bid (22/09/2017)	131.50
Offer (22/09/2017)	138.40
Fund size (31/08/2017)	£727.63m
Number of holdings	715
Launch date	02/08/1993

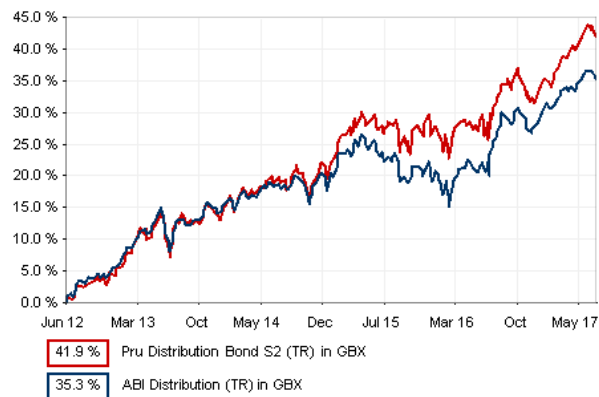
**Fund Charges**

Base Annual Management Charge (AMC)	1.00%
Additional Charges	0.08%
<b>Total Charges</b>	<b>1.08%</b>

**Aims**

The investment strategy of the fund is to deliver capital growth and produce a regular income over the longer term by investing mainly in sterling denominated equities, bonds, property, interest bearing deposits and money market investments.

**Performance**



**Discrete performance - to last month end**

	31/08/12 to 31/08/13	31/08/13 to 31/08/14	31/08/14 to 31/08/15	31/08/15 to 31/08/16	31/08/16 to 31/08/17
Fund	9.5%	7.1%	3.7%	7.7%	5.6%
Sector	8.8%	7.0%	-0.3%	8.0%	5.5%
Rank	12/33	19/33	2/33	20/33	22/33
Quartile	2	3	1	3	3

**Annualised performance**

	Annualised		
	3 Years to 31/08/17	5 Years to 31/08/17	10 Years to 31/08/17
Fund	5.6%	6.7%	4.6%
Sector	4.3%	5.8%	3.8%
Rank	11/33	12/33	13/32
Quartile	2	2	2

**Fund Managers**



Name: Prudential Portfolio Management Group  
 Manager for: 2 years, 9 months

**Ratings**

FE Crown



**Important Information**

- Exchange rate fluctuations may cause the Sterling values of overseas investments to rise or fall.
- Source of portfolio data: FundsLibrary. Source of performance data: Financial Express (FE). Please remember that past performance is not a reliable indicator of future performance. The figures shown are intended only to demonstrate performance history of the fund and take no account of product charges, or the Annual Management Charge for any available PruFund funds.. The application of charges may impact the overall performance. Please also note that our charges may vary in the future and may be higher than they are now. Fund Performance is based upon the movement of the daily price and is shown as total return in GBP with net income reinvested. The value of your investment can go down as well as up and you may not get back the amount you put in.
- This factsheet is for information purposes only. If there is information or terminology included that you would like to discuss, then please contact an adviser. Investors should refer to their policy documentation and supporting brochures for fund availability, investment strategy, any product information and charges. Every care has been taken in populating this output, however it must be appreciated that neither FundsLibrary, Prudential nor their sources guarantee the accuracy, adequacy or completeness of this information or make any warranties regarding results from its usage.


Top 10 Fund Holdings

Name	% Weight
1 M&G Dividend Class C	50.23%
2 M&G Corporate Bond Class I	34.85%
3 M&G Feeder of Property Portfolio Class I	12.84%
4 Pru PAC Ex PHL Distribution	0.71%
5 PRUDENTIAL UT LTDEQUITY INCOME TRUST C INC	0.00%
6 M&G INVESTMENT MANPROPERTY PFOLIO GBP S INC	0.00%


Top 10 Holdings

Name	% Weight
1 British American Tobacco	2.94%
2 Prudential	2.30%
3 SES FDR	2.01%
4 AstraZeneca	1.98%
5 Essentra	1.88%
6 Aviva	1.87%
7 Smith (DS)	1.63%
8 BP	1.60%
9 RELX	1.54%
10 Imperial Brands	1.51%

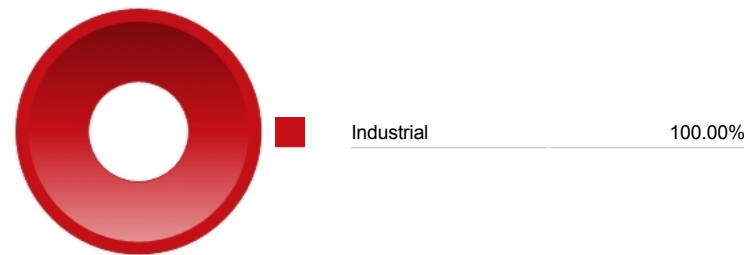
Asset Allocation




Regional Allocation



Asset Allocation



Property Regions



Sector Breakdown

Basic Materials	0.18%
Consumer Goods	2.14%
Consumer Services	3.15%
Financials	14.46%
Health Care	0.31%
Industrials	2.90%
Oil & Gas	0.30%
Other Sectors	76.55%

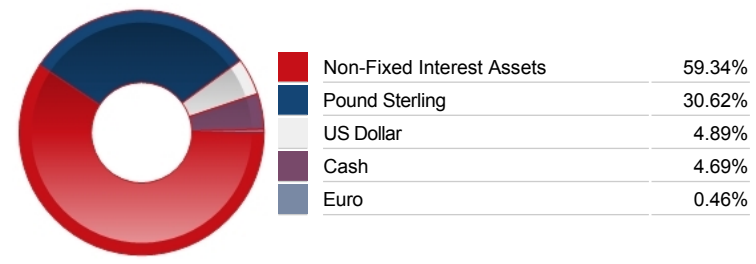
Top Country Breakdown

United Kingdom	59.24%
Direct Property and REITs	13.54%
United States	9.41%
Cash and Equivalents	4.69%
Luxembourg	2.62%
France	2.62%
Finland	1.94%
Other Countries	5.93%

Breakdown By Market Cap (%)

Mega	17.44%
Large	6.05%
Medium	20.64%
Small	1.33%
Micro	0.33%
Non-Classified	13.55%
Bonds	35.97%
Cash	4.69%

Fixed Interest Currencies



Fixed Interest Quality Profile

BBB	16.12%
Important Information	8.05%

Fixed Interest Maturity Profile

5Yr - 10Yr Maturity	11.76%
< 5Yr Maturity	9.31%
> 15Yr Maturity	7.72%
1Yr - 15Yr Maturity	7.18%
Cash And Equivalents	4.69%
Other Asset Types	59.34%

AAA 3.91%

Exchange rate fluctuations may cause the Sterling values of overseas investments to rise or fall.

The Industry Classification Benchmark is a product of FTSE International Limited and has been licensed for use.

Substantive name of The Prudential Assurance Company Limited, which is registered in England and Wales. This name is also used by other companies within the Prudential Group. Registered office at Laurence Pountney Hill, London EC4R 0HH. Registered number 1424994.

UK Retail Quality 3.10%

Cash and Equivalents 4.69%

Other Asset Types 59.34%

Authorised by the Prudential Regulation Authority and regulated by the Financial Conduct Authority and the Prudential Regulation Authority.