

**Benchmark**

Benchmark	Variable
Sector	ABI Distribution Funds

**Identification Codes**

Sedol Code	0699895
Mex Code	VNDB
Isin Code	GB0006998958
Citi Code	PS35

**Fund Overview**

Bid (03/12/2020)	118.90
Offer (03/12/2020)	125.10
Fund size (31/10/2020)	£549.28m
Number of holdings	559
Launch date	02/08/1993

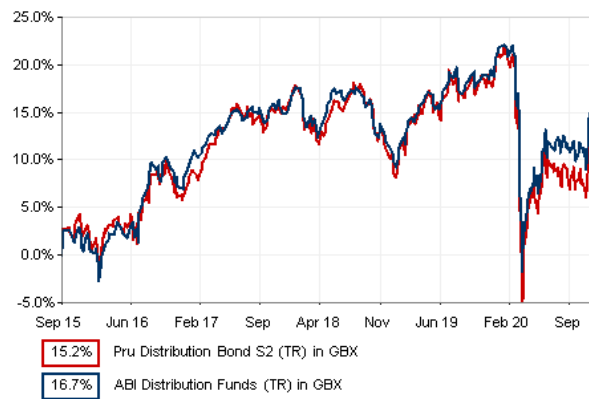
**Fund Charges**

Annual Management Charge (AMC)	1.00%
Further Costs	0.13%
<b>Yearly Total</b>	<b>1.13%</b>

**Aims**

Objective: The investment strategy of the fund is to deliver capital growth and produce a regular income over the longer term by investing mainly in UK equities, sterling denominated Corporate Bonds and property via collective investment schemes.

**Performance**




**Discrete performance - to last month end**

	30/11/15 to 30/11/16	30/11/16 to 30/11/17	30/11/17 to 30/11/18	30/11/18 to 30/11/19	30/11/19 to 30/11/20
Fund	2.8%	8.5%	-3.9%	6.8%	-4.0%
Sector	4.5%	7.0%	-2.3%	6.5%	-3.2%
Rank	27/31	11/31	28/31	18/35	19/35
Quartile	4	2	4	2	3

**Annualised performance**

	Annualised		
	3 Years to 30/11/20	5 Years to 30/11/20	10 Years to 30/11/20
Fund	-0.5%	1.9%	4.9%
Sector	0.2%	2.4%	3.8%
Rank	23/31	24/31	11/31
Quartile	3	4	2

**Fund Managers**



Name: M&G Treasury & Investment Office  
 Manager for: 5 years, 11 months

**Ratings**

FE Crown



**Important Information**

- Because of changes in exchange rates the value of your investment, as well as any money you take from it, can go down as well as up.
- Some funds may invest in 'underlying' funds or other investment vehicles. The performance of our fund, compared to what it's invested in won't be exactly the same. That can be due to additional charges, cash management (needed to help people to enter and leave our fund when they want), tax and the timing of investments (this is known as a fund's dealing cycle, it varies between managers and can be several days).
- Source of portfolio data: Broadridge. Source of performance data: FE fundinfo. We can't predict the future. Past performance isn't a guide to future performance. The figures shown are intended only to demonstrate performance history of the fund, after allowing for the impact of fund charges and further costs, but take no account of product charges, or any Annual Management Charge paid for by the deduction of units. Charges and further costs may vary in the future and may be higher than they are now. Fund performance is based upon the movement of the daily price and is shown as total return in GBP with net income reinvested. The value of your investment can go down as well as up so you might get back less than you put in.
- This factsheet is for information purposes only. If there is information or terminology included that you would like to discuss, then please contact an adviser. Investors should refer to their policy documentation and supporting brochures for fund availability, investment strategy, any product information and charges. Every care has been taken in populating this output, however it must be appreciated that neither Broadridge, Prudential nor their sources guarantee the accuracy, adequacy or completeness of this information or make any warranties regarding results from its usage.

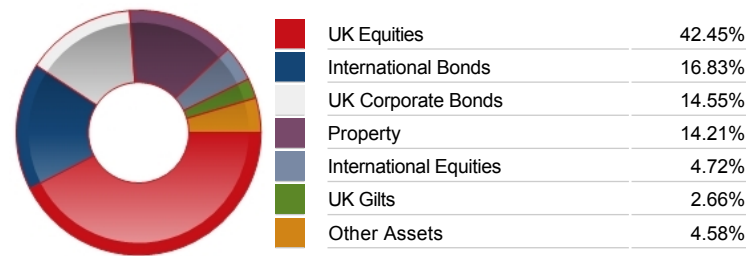
**Top 10 Fund Holdings**

Name	% Weight
1 M&G Dividend Class C GBP	49.87%
2 M&G Corporate Bond Class I GBP	34.77%
3 M&G Feeder of Property Portfolio Class I GBP	14.31%

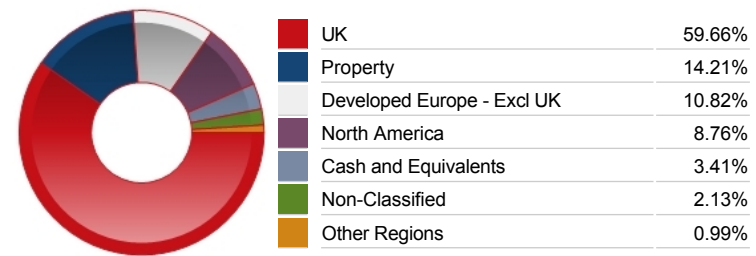
**Top 10 Holdings**

Name	% Weight
1 BRITISH AMERICAN TOBACCO	2.53%
2 ASTRAZENECA	2.51%
3 RIO TINTO	2.50%
4 BP	1.90%
5 IMPERIAL BRANDS	1.82%
6 GVC HLDGS	1.75%
7 GLAXOSMITHKLINE	1.71%
8 NATIONAL GRID	1.67%
9 PHOENIX GROUP HLDGS	1.38%
10 SMITH(DS)	1.05%

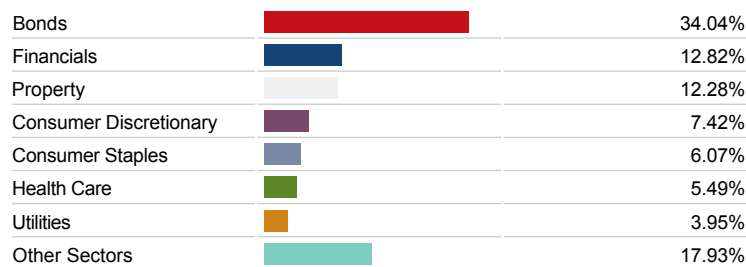
**Asset Allocation**



**Regional Allocation**



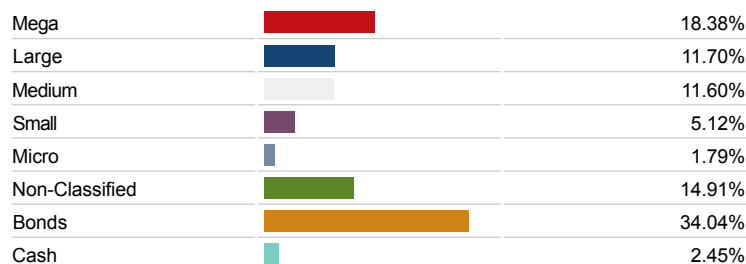
**Sector Breakdown**



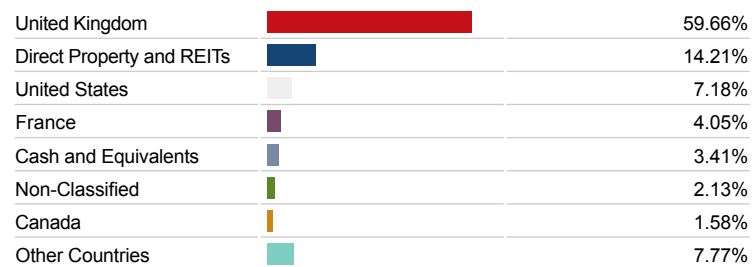
**Property Regions**



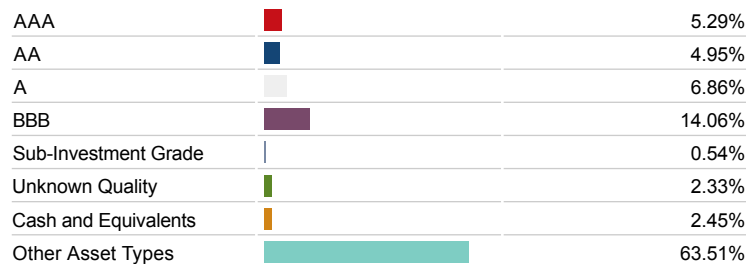
**Breakdown By Market Cap (%)**




**Top Country Breakdown**



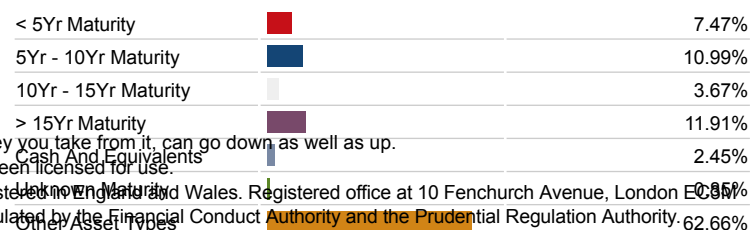
**Fixed Interest Quality Profile**



**Fixed Interest Currencies**



**Fixed Interest Maturity Profile**



**Important Information**

- Because of changes in exchange rates the value of your investment, as well as any money you take from it, can go down, as well as up.
- The Industry Classification Benchmark is a product of FTSE International Limited and has been licensed for use.
- "Prudential" is a trading name of The Prudential Assurance Company Limited, which is registered in England and Wales. Registered office at 10 Fenchurch Avenue, London EC3A 3AG. Registered number 15454. Authorised by the Prudential Regulation Authority and regulated by the Financial Conduct Authority and the Prudential Regulation Authority.