

Benchmark

Benchmark	FTSE World Europe ex UK TR
Sector	ABI Europe excluding UK Equities

Identification Codes

Sedol Code	B10SRR6
Mex Code	PUDJL
Isin Code	GB00B10SRR67
Citi Code	EP88

Fund Overview

Bid (25/01/2021)	160.60
Offer (25/01/2021)	169.00
Fund size (30/11/2020)	£0.40m
Underlying Fund size	£128.78m
Number of holdings	74
Launch date	19/06/2006

Fund Charges

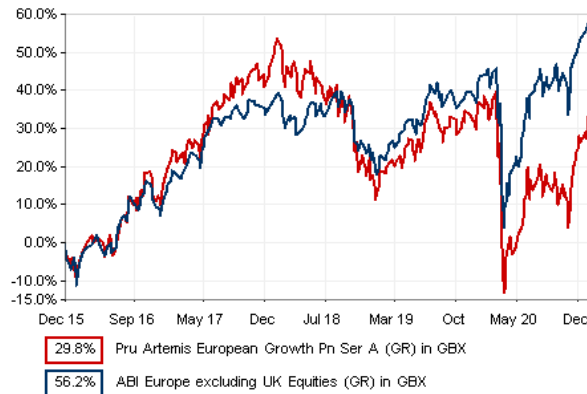
Annual Management Charge (AMC)	1.70%
Further Costs	0.00%
Yearly Total	1.70%

Aims

Objective: The investment strategy of the fund is to purchase units in the Artemis European Growth Fund - the underlying fund.

Underlying Fund Objective - The fund aims to provide long-term capital growth through investment principally in companies in Europe (excluding the UK). The Manager actively manages the portfolio and will not be restricted in the choice of investments either by company size or industry, or in terms of the geographical split of the portfolio.

Performance



Discrete performance - to last month end

	31/12/15 to 31/12/16	31/12/16 to 31/12/17	31/12/17 to 31/12/18	31/12/18 to 31/12/19	31/12/19 to 31/12/20
Fund	20.3%	21.7%	-22.7%	20.2%	-6.4%
Sector	15.8%	17.1%	-12.4%	19.9%	9.4%
Rank	36/308	33/314	307/315	153/318	307/321
Quartile	1	1	4	2	4

Annualised performance

	Annualised		
	3 Years to 31/12/20	5 Years to 31/12/20	10 Years to 31/12/20
Fund	-4.5%	4.9%	5.6%
Sector	4.7%	9.3%	8.0%
Rank	309/315	282/308	232/250
Quartile	4	4	4

Fund Managers



Name: Philip Wolstencroft Peter Saacke
 Manager of the underlying fund for: 19 years, 10 months 18 years, 1 months

Ratings

FE Crown




Important Information

- Because of changes in exchange rates the value of your investment, as well as any money you take from it, can go down as well as up.
- Some funds may invest in 'underlying' funds or other investment vehicles. The performance of our fund, compared to what it's invested in won't be exactly the same. That can be due to additional charges, cash management (needed to help people to enter and leave our fund when they want), tax and the timing of investments (this is known as a fund's dealing cycle, it varies between managers and can be several days).
- Source of portfolio data: Broadridge. Source of performance data: FE fundinfo. We can't predict the future. Past performance isn't a guide to future performance. The figures shown are intended only to demonstrate performance history of the fund, after allowing for the impact of fund charges and further costs, but take no account of product charges, or any Annual Management Charge paid for by the deduction of units. Charges and further costs may vary in the future and may be higher than they are now. Fund performance is based upon the movement of the daily price and is shown as total return in GBP with gross income reinvested. The value of your investment can go down as well as up so you might get back less than you put in.
- This factsheet is for information purposes only. If there is information or terminology included that you would like to discuss, then please contact an adviser. Investors should refer to their policy documentation and supporting brochures for fund availability, investment strategy, any product information and charges. Every care has been taken in populating this output, however it must be appreciated that neither Broadridge, Prudential nor their sources guarantee the accuracy, adequacy or completeness of this information or make any warranties regarding results from its usage.

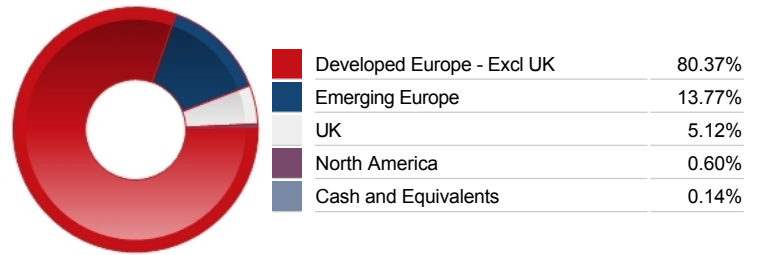
Top 10 Holdings

Name	% Weight	Sector	Country
1 CREDIT SUISSE GROUP AG	3.77%	Investment Banking & Brokerage Services	Switzerland
2 ASR NEDERLAND NV	3.55%	Non-life Insurance	Netherlands
3 UNIPOL GRUPPO SPA	3.43%	Non-life Insurance	Italy
4 DEUTSCHE TELEKOM AG	3.29%	Telecommunications Service Providers	Germany
5 NN GROUP NV	3.25%	Life Insurance	Netherlands
6 BETSSON AB	3.06%	Travel & Leisure	Sweden
7 KONINKLIJKE AHOLD DELHAIZE NV	2.90%	Personal Care, Drug & Grocery Stores	Netherlands
8 HEIDELBERGCEMENT AG	2.75%	Construction & Materials	Germany
9 DAIMLER AG	2.71%	Automobiles & Parts	Germany
10 ARCELORMITTAL SA	2.69%	Industrial Metals & Mining	Luxembourg

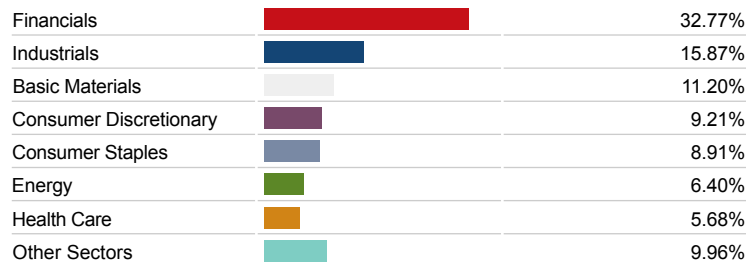
Asset Allocation



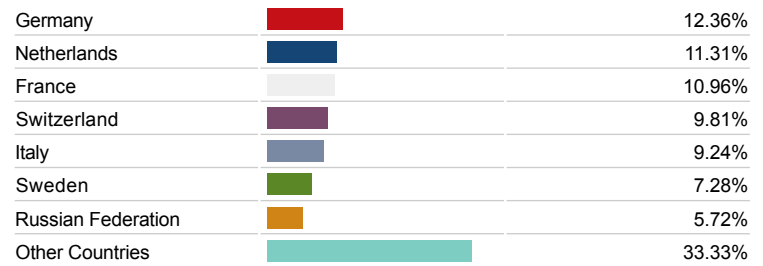
Regional Allocation



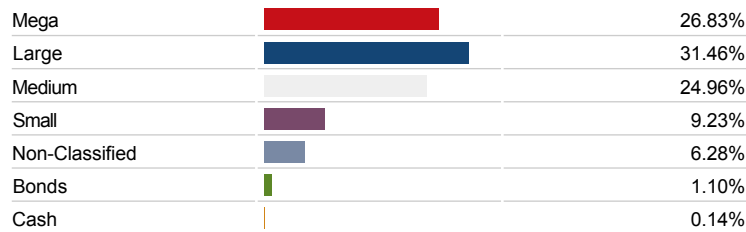
Equity Sector Breakdown



Top Country Breakdown



Breakdown By Market Cap (%)



Fixed Interest Currencies



Important Information

- Because of changes in exchange rates the value of your investment, as well as any money you take from it, can go down as well as up.
- The Industry Classification Benchmark is a product of FTSE International Limited and has been licensed for use.
- "Prudential" is a trading name of The Prudential Assurance Company Limited, which is registered in England and Wales. Registered office at 10 Fenchurch Avenue, London EC3M 5AG. Registered number 15454. Authorised by the Prudential Regulation Authority and regulated by the Financial Conduct Authority and the Prudential Regulation Authority.