

Benchmark

| | |
|------------|----------------------------------------|
| Benchmark | Numis Smaller Companies (-InvTrust) TR |
| ABI Sector | UK Smaller Companies |

Identification Codes

| | |
|------------|--------------|
| Sedol Code | B3BW0M7 |
| Mex Code | PUATUK |
| Isin Code | GB00B3BW0M79 |
| Citi Code | D9V5 |

Fund Overview

| | |
|------------------------|------------|
| Bid (16/02/2018) | 316.70 |
| Offer (16/02/2018) | 333.30 |
| Fund size (31/12/2017) | £0.84m |
| Underlying Fund size | £476.85m |
| Number of holdings | 73 |
| Launch date | 20/10/2008 |

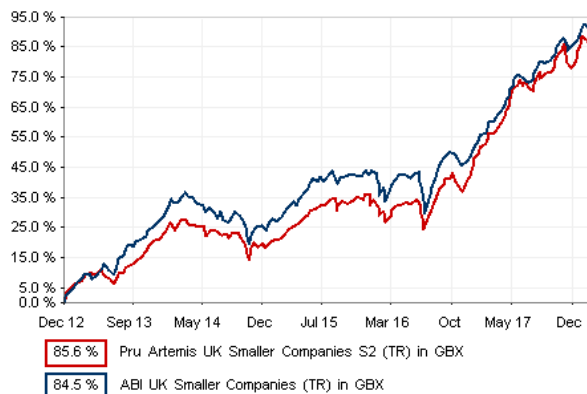
Fund Charges

| | |
|-------------------------------------|--------------|
| Base Annual Management Charge (AMC) | 1.60% |
| Additional Charges | 0.11% |
| Total Charges | 1.71% |

Aims

The investment strategy of the fund is to purchase units in the Artemis UK Smaller Companies Fund. That fund aims to achieve long-term capital growth. The emphasis of the fund will be investment in smaller companies listed, quoted and/or traded in the UK and in smaller companies which are headquartered or have a significant part of their activities in the UK which are quoted on a regulated market outside the UK.

Performance



Discrete performance - to last month end

| | 31/01/13 to 31/01/14 | 31/01/14 to 31/01/15 | 31/01/15 to 31/01/16 | 31/01/16 to 31/01/17 | 31/01/17 to 31/01/18 |
|----------|----------------------|----------------------|----------------------|----------------------|----------------------|
| Fund | 19.2% | -3.3% | 8.3% | 16.4% | 22.3% |
| Sector | 26.8% | -3.9% | 9.1% | 12.7% | 21.8% |
| Rank | 70/71 | 22/72 | 47/74 | 22/75 | 46/77 |
| Quartile | 4 | 2 | 3 | 2 | 3 |

Annualised performance

| | Annualised | | |
|----------|---------------------|---------------------|----------------------|
| | 3 Years to 31/01/18 | 5 Years to 31/01/18 | 10 Years to 31/01/18 |
| Fund | 15.5% | 12.2% | n/a |
| Sector | 14.4% | 12.8% | 9.7% |
| Rank | 40/74 | 54/71 | n/a |
| Quartile | 3 | 4 | n/a |

Fund Managers



Name: Mark Niznik
 Manager of the underlying fund for: 10 years, 3 months

Ratings

Morningstar Analyst Rating™




Important Information

- Source of portfolio data: FundsLibrary. Source of performance data: Financial Express (FE). Please remember that past performance is not a reliable indicator of future performance. The figures shown are intended only to demonstrate performance history of the fund and take no account of product charges, or the Annual Management Charge for any available PruFund funds.. The application of charges may impact the overall performance. Please also note that our charges may vary in the future and may be higher than they are now. Fund Performance is based upon the movement of the daily price and is shown as total return in GBP with net income reinvested. The value of your investment can go down as well as up and you may not get back the amount you put in.
- This factsheet is for information purposes only. If there is information or terminology included that you would like to discuss, then please contact an adviser. Investors should refer to their policy documentation and supporting brochures for fund availability, investment strategy, any product information and charges. Every care has been taken in populating this output, however it must be appreciated that neither FundsLibrary, Prudential nor their sources guarantee the accuracy, adequacy or completeness of this information or make any warranties regarding results from its usage.

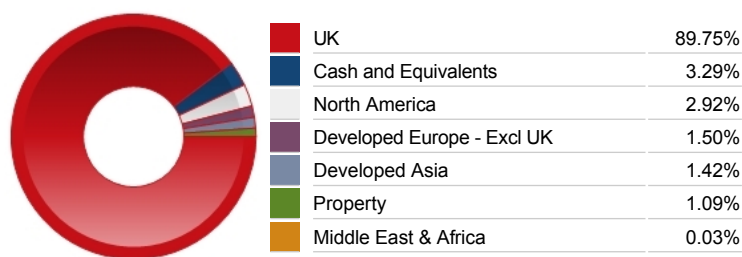
Top 10 Holdings

| Name | % Weight | Sector | Country |
|------------------------------|----------|---------------------------------|----------------|
| 1 Games Workshop Group | 3.11% | Leisure Goods | United Kingdom |
| 2 Computacenter | 3.08% | Software & Computer Services | United Kingdom |
| 3 Tarsus Group | 2.82% | Media | United Kingdom |
| 4 Alliance Pharma | 2.79% | Pharmaceuticals & Biotechnology | United Kingdom |
| 5 Mears Group | 2.72% | Support Services | United Kingdom |
| 6 Bakkavor Group | 2.69% | Food Producers | United Kingdom |
| 7 Somero Enterprise | 2.65% | Industrial Engineering | United States |
| 8 Moneysupermarket.com Group | 2.52% | Media | United Kingdom |
| 9 Gocompare.com Group | 2.52% | Media | United Kingdom |
| 10 National Express Group | 2.49% | Travel & Leisure | United Kingdom |

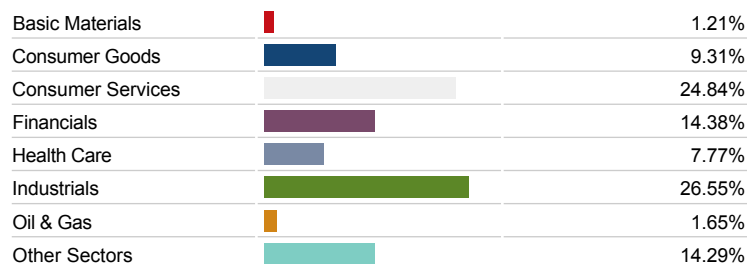
Asset Allocation



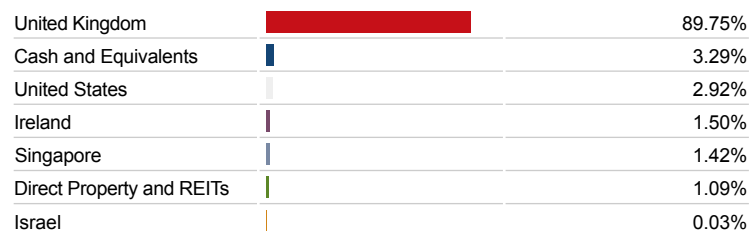
Regional Allocation



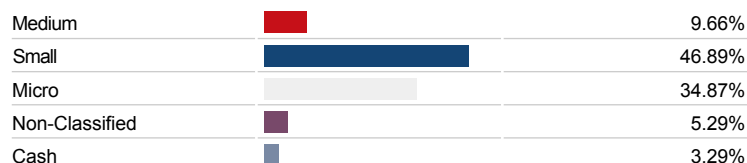
Equity Sector Breakdown




Top Country Breakdown



Breakdown By Market Cap (%)



Fixed Interest Currencies



Important Information

- The Industry Classification Benchmark is a product of FTSE International Limited and has been licensed for use
- "Prudential" is a trading name of The Prudential Assurance Company Limited, which is registered in England and Wales. This name is also used by other companies within the Prudential Group. Registered office at Laurence Pountney Hill, London EC4R 0HH. Registered number 15454. Authorised by the Prudential Regulation Authority and regulated by the Financial Conduct Authority and the Prudential Regulation Authority.