

Benchmark

Benchmark	FTSE All-World Developed Europe ex UK Index Net
Sector	ABI Europe excluding UK Equities

Identification Codes

Sedol Code	B3BW4T2
Mex Code	PUERDY
Isin Code	GB00B3BW4T29
Citi Code	D9O0

Fund Overview

Bid (19/11/2021)	368.40
Offer (19/11/2021)	387.80
Fund size (31/10/2021)	£0.90m
Underlying Fund size	£485.39m
Number of holdings	230
Launch date	20/10/2008

Fund Charges

Annual Management Charge (AMC)	1.80%
Further Costs	0.00%
Yearly Total	1.80%

Aims

Objective: The investment strategy of the fund is to purchase units in the JP Morgan Europe Dynamic (ex UK) Fund - the underlying fund.

Underlying Fund Objective: The fund aims to maximise long-term capital growth by investing primarily in continental European equities.

Performance

No data available! Please enter a valid code!

Fund Managers

			
Name:	Alex Whyte	Jonathan Ingram	Blake Crawford
Manager of the underlying fund for:	5 years	17 years, 1 months	10 years, 8 months

Ratings

FE Crown	
----------	-------------------------------------------------------------------------------------


Important Information

- Because of changes in exchange rates the value of your investment, as well as any money you take from it, can go down as well as up.
- Some funds may invest in 'underlying' funds or other investment vehicles. The performance of our fund, compared to what it's invested in won't be exactly the same. That can be due to additional charges, cash management (needed to help people to enter and leave our fund when they want), tax and the timing of investments (this is known as a fund's dealing cycle, it varies between managers and can be several days).
- Source of portfolio data: Broadridge. Source of performance data: FE fundinfo. We can't predict the future. Past performance isn't a guide to future performance. The figures shown are intended only to demonstrate performance history of the fund, after allowing for the impact of fund charges and further costs, but take no account of product charges, or any Annual Management Charge paid for by the deduction of units. Charges and further costs may vary in the future and may be higher than they are now. Fund performance is based upon the movement of the daily price and is shown as total return in GBP with gross income reinvested. The value of your investment can go down as well as up so you might get back less than you put in.
- This factsheet is for information purposes only. If there is information or terminology included that you would like to discuss, then please contact an adviser. Investors should refer to their policy documentation and supporting brochures for fund availability, investment strategy, any product information and charges. Every care has been taken in populating this output, however it must be appreciated that neither Broadridge, Prudential nor their sources guarantee the accuracy, adequacy or completeness of this information or make any warranties regarding results from its usage.

Top 10 Holdings

Name	% Weight	Sector	Country
1 NOVO NORDISK A/S	5.72%	Pharmaceuticals & Biotechnology	Denmark
2 UNICREDIT SOCIETA' PER AZIONI	3.19%	Banks	Italy
3 AIR LIQUIDE(L')	3.09%	Chemicals	Non-Classified
4 TOTAL SE	3.01%	Non-Renewable Energy	France
5 ENGIE	2.98%	Gas, Water & Multi-utilities	France
6 ALLIANZ SE	2.62%	Non-life Insurance	Germany
7 RWE AG	2.60%	Gas, Water & Multi-utilities	Germany
8 VINCI	2.34%	Construction & Materials	France
9 ATLAS COPCO AB	2.23%	Industrial Engineering	Sweden
10 PROSUS N.V.	2.18%	Software & Computer Services	Netherlands

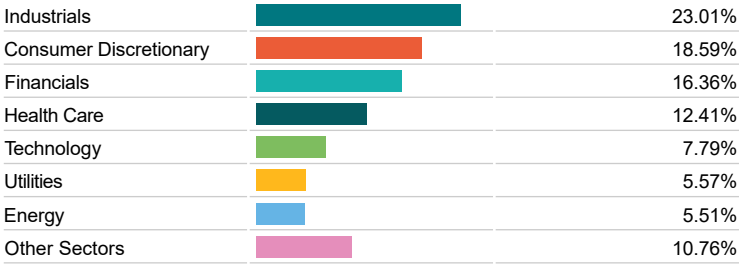
Asset Allocation



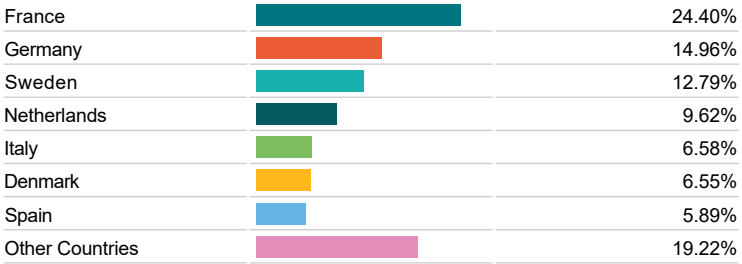
Regional Allocation



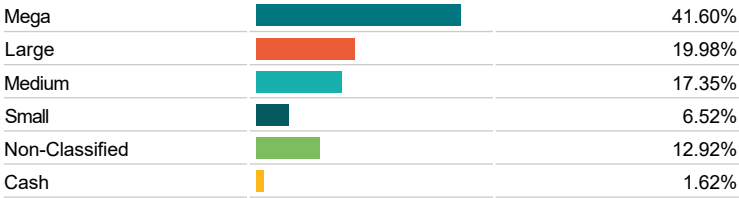
Equity Sector Breakdown



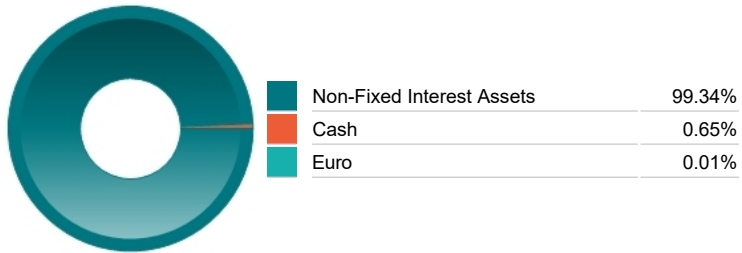
Top Country Breakdown



Breakdown By Market Cap (%)



Fixed Interest Currencies



Important Information

- Because of changes in exchange rates the value of your investment, as well as any money you take from it, can go down as well as up.
- The Industry Classification Benchmark is a product of FTSE International Limited and has been licensed for use.
- "Prudential" is a trading name of The Prudential Assurance Company Limited, which is registered in England and Wales. Registered office at 10 Fenchurch Avenue, London EC3M 5AG. Registered number 15454. Authorised by the Prudential Regulation Authority and regulated by the Financial Conduct Authority and the Prudential Regulation Authority.