

**Aims**

Objective: The investment strategy of the fund is to purchase units in the BlackRock Aquila Life Corporate Bond Index Fund All Stocks - the underlying fund.

Underlying Fund Objective: The fund invests in investment grade corporate bonds denominated in sterling and aims to achieve a return consistent with the iBoxx £ Non-Gilts Index. This index covers the broad spectrum of investment grade corporate bonds in issue.

**Benchmark**

Benchmark iBoxx Sterling Non-Gilts Index  
Sector ABI Sterling Corporate Bond

**Identification Codes**

Sedol Code B08ZTP4  
Mex Code PURAF  
Isin Code GB00B08ZTP47  
Citi Code UO36

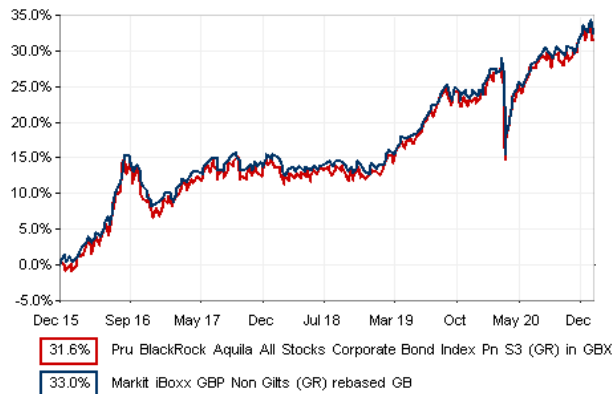
**Fund Overview**

Daily price (14/01/2021) 228.20  
Fund size (30/11/2020) £7.37m  
Underlying Fund size £1366.70m  
Number of holdings 1783  
Launch date 15/07/2005

**Fund Charges**

Annual Management Charge (AMC) Please refer to the "Fund Guide" for your specific pension plan

**Performance**



**Discrete performance - to latest available quarter end**

	31/12/15 to 31/12/16	31/12/16 to 31/12/17	31/12/17 to 31/12/18	31/12/18 to 31/12/19	31/12/19 to 31/12/20
Fund	9.3%	5.0%	-1.0%	9.7%	7.3%
Benchmark	10.6%	4.3%	-1.5%	9.3%	7.8%

**Performance - to latest available quarter end**

	Quarter	Annualised		
	4 2020	3 Years to 31/12/20	5 Years to 31/12/20	10 Years to 31/12/20
Fund	3.6%	5.2%	6.0%	6.6%
Benchmark	3.1%	5.1%	6.0%	6.3%

**Prudential Risk Rating**

**Lower to Medium Risk**

These funds may invest in corporate bonds or multi-asset strategies with a higher weighting in corporate bonds (and other comparable strategies).

These risk ratings have been developed by Prudential to help provide an indication of a fund's potential level of risk and reward based on the type of assets which may be held by the fund. Other companies may use different descriptions and as such these risk ratings should not be considered as generic across the fund management industry.

We regularly review our fund risk ratings, so they may change in the future. If, in our view, there is a material change in the fund's level of risk, for example due to a significant change to the assets held by the fund or in the way the fund is managed, we will provide information on the new risk rating. We recommend that you make sure you understand the risk rating of any fund before you invest.

You should also consider discussing your decision and the appropriateness of a fund's risk rating with an adviser.

**Fund Managers**

**BLACKROCK**

Name: Team Managed  
Manager of the underlying fund for: 20 years, 10 months


**Important Information**

- Some funds may invest in 'underlying' funds or other investment vehicles. The performance of our fund, compared to what it's invested in won't be exactly the same. That can be due to additional charges, cash management (needed to help people to enter and leave our fund when they want), tax and the timing of investments (this is known as a fund's dealing cycle, it varies between managers and can be several days).
- Source of portfolio data: Broadridge. Source of performance data: FE fundinfo. We can't predict the future. Past performance isn't a guide to future performance. The figures shown are intended only to demonstrate performance history of the fund, after allowing for the impact of fund charges and further costs, but take no account of any Annual Management Charge paid for by the deduction of units. Charges and further costs may vary in the future and may be higher than they are now. Fund performance is based upon the movement of the daily price and is shown as total return in GBP with gross income reinvested. The value of your investment can go down as well as up so you might get back less than you put in.
- This factsheet is intended for the trustees, sponsors, advisers and members of occupational pension schemes using Prudential group pension contracts and Prudential grouped personal pensions and Stakeholder pension contracts. Its purpose is to provide an insight into how investment markets and funds have performed over the period and is provided for information only. If you are not familiar with any of the investment terminology included, then please contact an adviser. Investors should refer to their scheme documentation (e.g. Fund Guide) for fund availability, investment strategy, any scheme information and charges. Every care has been taken in populating this output, however it must be appreciated that neither Broadridge, Prudential nor their sources guarantee the accuracy, adequacy or completeness of this information or make any warranties regarding results from its usage.

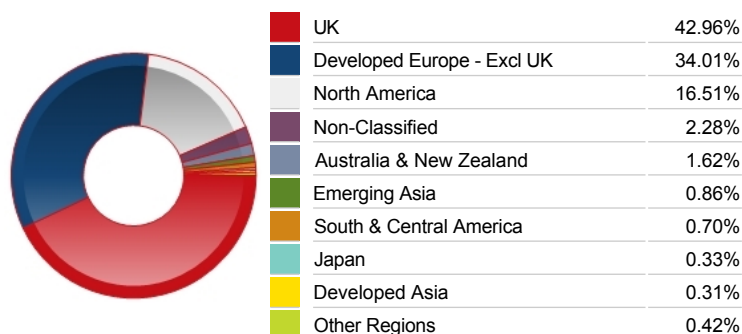
**Top 10 Holdings**

Name	% Weight	Sector	Country
1 KFW BANKENGRUPPE MTN 6 12/07/2028	0.66%	Bonds	Germany
2 European Investment Bank 6% 2028	0.61%	Bonds	Luxembourg
3 NETWORK RAIL INFRASTRUCTURE FINANC MTN 4.75 11/29/2035	0.60%	Bonds	United Kingdom
4 EUROPEAN INVESTMENT BANK 5.625 06/07/2032	0.49%	Bonds	Luxembourg
5 KFW MTN RegS 0.875 03/15/2022	0.43%	Bonds	Germany
6 KFW BANKENGRUPPE MTN 5.75 06/07/2032	0.38%	Bonds	Germany
7 INTER-AMERICAN DEVELOPMENT BANK 1.25 12/15/2033	0.38%	Bonds	Luxembourg
8 EUROPEAN INVESTMENT BANK 5 04/15/2039	0.37%	Bonds	Luxembourg
9 EUROPEAN INVESTMENT BANK MTN RegS 0.875 12/15/2023	0.34%	Bonds	Luxembourg
10 KFW MTN RegS 1.25 12/29/2023	0.34%	Bonds	Germany

**Asset Allocation**



**Regional Allocation**



**Bond Sector Breakdown**

Bonds	99.52%
Non-Classified	0.23%
Alternative Trading Strategies	0.14%
Cash and Equivalents	0.11%

**Top Country Breakdown**

United Kingdom	42.96%
United States	14.83%
France	7.75%
Netherlands	6.69%
Luxembourg	6.59%
Germany	6.50%
Non-Classified	2.28%
Other Countries	12.39%


**Fixed Interest Quality Profile**

AAA	19.62%
AA	12.16%
A	28.30%
BBB	32.22%
Sub-Investment Grade	0.18%
Unknown Quality	7.05%
Cash and Equivalents	0.11%
Other Asset Types	0.37%

**Fixed Interest Maturity Profile**

< 5Yr Maturity	30.86%
5Yr - 10Yr Maturity	25.68%
10Yr - 15Yr Maturity	14.48%
> 15Yr Maturity	28.50%
Cash And Equivalents	0.11%
Unknown Maturity	0.23%
Other Asset Types	0.14%

**Fixed Interest Currencies**



**Important Information**

- The Industry Classification Benchmark is a product of FTSE International Limited and has been licensed for use.
- Prudential is a trading name of Prudential Pensions Limited. Prudential Pensions Limited is registered in England and Wales. Registered office at 10 Fenchurch Avenue, London EC3M 5AG. Registered number 992726. Authorised by the Prudential Regulation Authority and regulated by the Financial Conduct Authority and the Prudential Regulation Authority.

**Performance comment**

Performance as at Q3 2020 - Brexit made headlines in September with the Government's controversial Internal Markets Bill which provoked an intense row with the EU. The bill which some ministers have suggested may break international law will now move to the House of Lords for consideration. Further cause for concern with regards to the current COVID-19 situation as the UK's Chief scientific adviser, Sir Patrick Vallance, suggested the situation wasn't under control as the UK recorded over 7,000 daily cases at the end of September. Tighter restrictions were imposed to curb the spread of the virus including the 'rule of six' and fewer operating hours for the already fragile hospitality sector.

On 24th September, Chancellor of the Exchequer, Rishi Sunak, delivered his Winter Economy Plan speech which set out a package of measures to support workers over the coming months as COVID-19 and the associated restrictions will continue to be a fact of life. The measures include: a new job support scheme capped at £697.92 per employee each month, an extension to the Self Employment Income Support Scheme, and amongst other measures, an extension of the temporary 15% VAT cut for the tourism and hospitality sector.

Across the curve, 5-year, 10-year and 30-year UK gilt yields ended the month of September lower, falling to -0.06%, 0.23% and 0.78%, respectively. The UK 5s30s curve flattened slightly during the month. 10-year German bund yields, and 10-year US treasury yields fell during September to end the month at -0.52% and 0.68% respectively. A preliminary estimate of the UK composite purchasing managers' index decreased to 55.7 in September from the actual reading of 59.1 in August. The drop reflects a weaker service PMI as travel, hospitality and consumer facing businesses continue to see activity hampered by pandemic restrictions, which in the UK are becoming tighter.

UK retail sales volume increased for the fourth consecutive month to end August 0.8% higher compared with July. This consecutive growth equates to a 4% increase when compared to pre-pandemic levels. Not all store types have experienced a significant bounce back of the same magnitude. For example, non-store retailing volumes are almost 39% higher compared with February's pre-pandemic levels, however, clothing paints a different story, where volumes remain significantly lower. For the second consecutive month, the proportion spent online fell, nevertheless, online sales are still 46.8% higher than pre-pandemic levels; a shift which may have a significant impact on the future of UK high streets as people adapt to purchasing online.

The Consumer Prices Index including owner occupiers' housing costs (CPIH) 12-month inflation rate was 0.5% in August, a decrease of 60 basis points, from 1.1% in July. The extremely successful 'Eat Out to Help Out' scheme which provided a much-needed boost to the hospitality sector resulted in falling prices in cafes and restaurants and made the single largest downward contribution to change in the 12-month CPIH. During lockdown many CPIH items were not available to UK consumers. However, in August the amount unavailable had reduced to eight items or 1.1% of the basket.

The 30-year UK breakeven rate stood at 2.96% at the end of September.

Source: BlackRock

**Important Information**

- Prudential is a trading name of Prudential Pensions Limited. Prudential Pensions Limited is registered in England and Wales. Registered office at 10 Fenchurch Avenue, London EC3M 5AG. Registered number 992726. Authorised by the Prudential Regulation Authority and regulated by the Financial Conduct Authority and the Prudential Regulation Authority.