

Benchmark

| | |
|--------------------|---|
| Benchmark | Refinitiv Global Focus Convertible Bond Index |
| Benchmark Category | Target |
| IA Sector | Specialist |

Identification Codes

| | |
|------------|--------------|
| Sedol Code | BG08737 |
| Mex Code | - |
| Isin Code | GB00BG087377 |
| Citi Code | Q4QY |

Fund Overview

| | |
|------------------------|------------|
| Mid (16/05/2024) | 122.84p |
| Distribution yield | 3.24% |
| Underlying yield | 3.24% |
| Fund size (31/03/2024) | £192.31m |
| Number of holdings | 221 |
| Ongoing Charges | 0.70% |
| Launch date | 13/07/2007 |

Fund Charges

| | |
|-----------------|-------|
| Entry Charge | 0.00% |
| Ongoing Charges | 0.70% |

Fund Background

| | |
|---------------------|----------------|
| Valuation frequency | Daily |
| Valuation point | 12:00 |
| Fund type | OEIC |
| Launch price | \$1.00 |
| Fund currency | Pound Sterling |
| Fund domicile | United Kingdom |
| ISA allowable | Yes |
| SIPP allowable | Yes |

Dealing

| | |
|-------------------------|------|
| Minimum Investment | - |
| Minimum Top Up | - |
| Minimum Regular Saving | - |
| Settlement Period: Buy | - |
| Settlement Period: Sell | - |
| Pricing Basis | None |
| Dealing Decimals | - |

Aims

The Fund aims to provide a higher total return (the combination of capital growth and income), net of the Ongoing Charge Figure, than the Thomson Reuters Global Focus Convertible Bond Index over any five-year period.

Performance



Discrete performance - to last month end

| | 30/04/19 to 30/04/20 | 30/04/20 to 30/04/21 | 30/04/21 to 30/04/22 | 30/04/22 to 30/04/23 | 30/04/23 to 30/04/24 |
|------|----------------------|----------------------|----------------------|----------------------|----------------------|
| Fund | 3.3% | 17.8% | -5.3% | -1.4% | 5.3% |

Annualised performance

| | 3 Years to 30/04/24 | 5 Years to 30/04/24 | 10 Years to 30/04/24 |
|------|---------------------|---------------------|----------------------|
| Fund | -0.6% | 3.7% | 5.0% |

Fund Managers



Name: Léonard Vinville
Manager for: 16 years, 10 months

Ratings

| | |
|----------|-------|
| FE Crown | ★★★★★ |
|----------|-------|

Group Details

| | |
|-------------------|--|
| Group name | M&G Investments |
| Group address | 10 Fenchurch Avenue London EC3M 5AG United Kingdom |
| Group telephone | 0800 390 390 |
| Dealing telephone | 0800 328 3196 |
| Email | info@mandg.co.uk |
| Homepage | www.mandg.co.uk |
| Fax number | - |


Important Information

• Source of portfolio data: Broadridge. Source of performance data: FE fundinfo. We can't predict the future. Past performance isn't a guide to future performance. The figures shown are intended only to demonstrate performance history of the fund, after allowing for the impact of ongoing charges, but take no account of product charges. Ongoing charges may vary in the future and may be higher than they are now. Fund performance is based upon the movement of the daily price and is shown as total return in GBP with income reinvested. The value of your investment can go down as well as up so you might get back less than you put in. This factsheet is for information purposes only. If there is information or terminology included that you would like to discuss, then please contact an adviser. Investors should refer to their policy documentation and supporting brochures for fund availability, investment strategy, any product information and charges. Every care has been taken in populating this output, however it must be appreciated that neither Broadridge, Prudential nor their sources guarantee the accuracy, adequacy or completeness of this information or make any warranties regarding results from its usage.

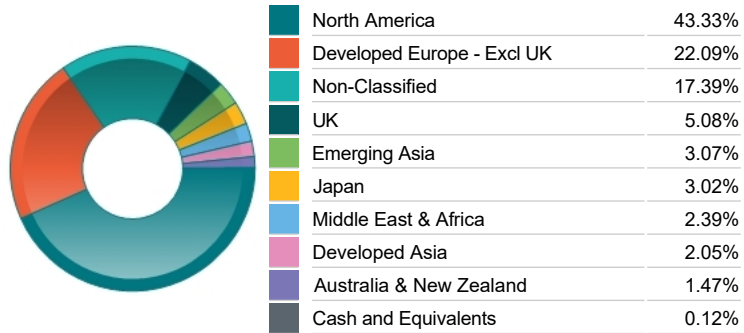
Top 10 Holdings

| Name | % Weight | Sector | Country |
|--|----------|----------------|----------------|
| 1 PRYSMIAN SPA 0% 02/02/2026 | 3.59% | Bonds | Italy |
| 2 SEAGATE TECHNOLOGY HDD HOLDINGS 3.5% 01/06/2028 | 3.51% | Bonds | United States |
| 3 UBER TECHNOLOGIES INC 0.875% 01/12/2028 | 3.43% | Bonds | United States |
| 4 BOX INC 0% 15/01/2026 | 2.99% | Bonds | United States |
| 5 JPMORGAN CHASE FINANCIAL COMPANY L 0% 29/04/2025 | 2.84% | Non-Classified | Non-Classified |
| 6 LANTHEUS HOLDINGS INC 2.625% 15/12/2027 | 2.69% | Bonds | United States |
| 7 JAZZ INVESTMENTS I LTD 2% 15/06/2026 | 2.46% | Bonds | United States |
| 8 CELLNEX TELECOM SA 0.5% 05/07/2028 | 2.41% | Bonds | Spain |
| 9 SOUTHWEST AIRLINES CO 1.25% 01/05/2025 | 2.41% | Bonds | United States |
| 10 MEITUAN 0% 27/04/2028 | 2.41% | Bonds | Non-Classified |

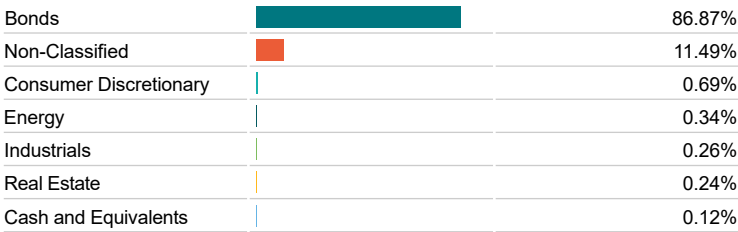
Asset Allocation



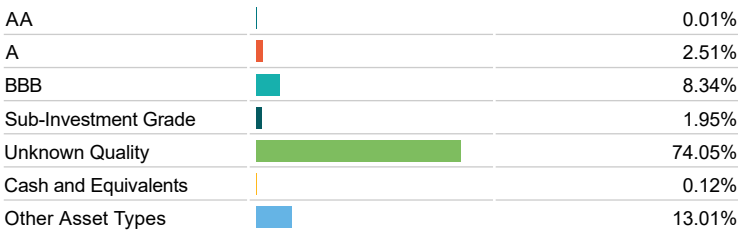
Regional Allocation



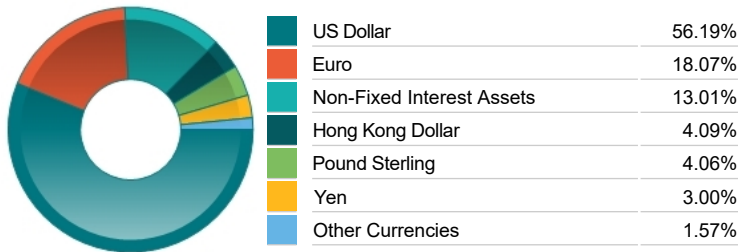
Bond Sector Breakdown



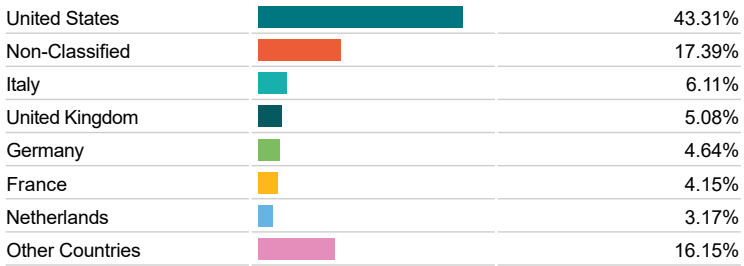
Fixed Interest Quality Profile




Fixed Interest Currencies



Top Country Breakdown



Fixed Interest Maturity Profile



Important Information

• The Industry Classification Benchmark is a product of FTSE International Limited and has been licensed for use. "Prudential" is a trading name of The Prudential Assurance Company Limited, which is registered in England and Wales. Registered office at 10 Fenchurch Avenue, London EC3M 5AG. Registered number 15454. Authorised by the Prudential Regulation Authority and regulated by the Financial Conduct Authority and the Prudential Regulation Authority.