

Benchmark

Benchmark	IA Sterling Corporate Bond Sector
Benchmark Category	-
IA Sector	£ Corporate Bond

Identification Codes

Sedol Code	B8N44Z7
Mex Code	BRGAAU
Isin Code	GB00B8N44Z77
Citi Code	GUVQ

Fund Overview

Mid (17/05/2024)	279.37p
Distribution yield	4.17%
Underlying yield	4.17%
Fund size (31/03/2024)	£1590.10m
Number of holdings	183
Ongoing Charges	0.50%
Launch date	11/12/2012

Fund Charges

Entry Charge	0.00%
Ongoing Charges	0.50%

Fund Background

Valuation frequency	Daily
Valuation point	12:00
Fund type	ICVC
Launch price	£1.00
Fund currency	Pound Sterling
Fund domicile	United Kingdom
ISA allowable	Yes
SIPP allowable	Yes

Dealing

Minimum Investment	£500
Minimum Top Up	£100
Minimum Regular Saving	£20
Settlement Period: Buy	3 days
Settlement Period: Sell	3 days
Pricing Basis	Forward
Dealing Decimals	2

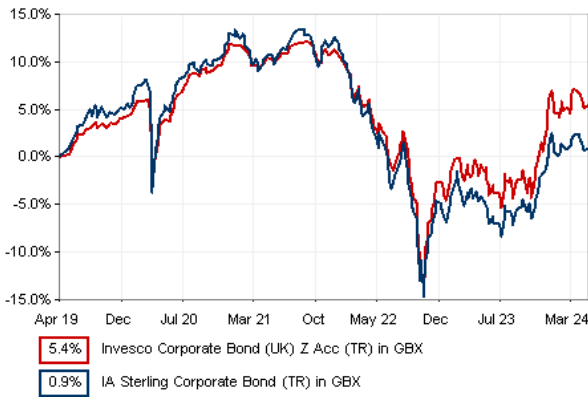
Distribution Dates

Ex dividend date(s)	Income payment date(s)
01 May	30 June
01 November	31 December

Aims

The Fund aims to achieve income and capital growth over the medium to long term (3 to 5 years plus). The Fund invests at least 80% of its assets in investment grade corporate debt securities. In pursuing the Fund's investment objective, the fund manager may consider it appropriate to also invest in other transferable securities (including government, unrated and non-investment grade corporate debt securities), money market instruments, collective investment schemes (including funds managed by the Invesco group), deposits and cash.

Performance



Discrete performance - to last month end

	30/04/19 to 30/04/20	30/04/20 to 30/04/21	30/04/21 to 30/04/22	30/04/22 to 30/04/23	30/04/23 to 30/04/24
Fund	4.0%	6.0%	-6.3%	-4.3%	6.6%
Sector	5.3%	4.9%	-7.3%	-6.6%	5.5%
Rank	60/85	18/90	24/90	25/93	17/95
Quartile	3	1	2	2	1

Annualised performance

	3 Years to 30/04/24	5 Years to 30/04/24	10 Years to 30/04/24
Fund	-1.5%	1.1%	2.3%
Sector	-3.0%	0.2%	2.3%
Rank	18/90	16/85	26/68
Quartile	1	1	2

Fund Managers



Name:	Tom Hemmant	Michael Matthews
Manager for:	3 years, 8 months	11 years, 1 months

Ratings

FE Crown



Group Details

Group name	Invesco ICVC
Group address	INVESCO Park Henley-on-Thames Oxfordshire RG9 1HH United Kingdom
Group telephone	0800 028 2121
Dealing telephone	0800 085 8571
Email	Sally.Elsbury@Invesco.com
Homepage	https://www.invesco.co.uk/uk
Fax number	01491 416000

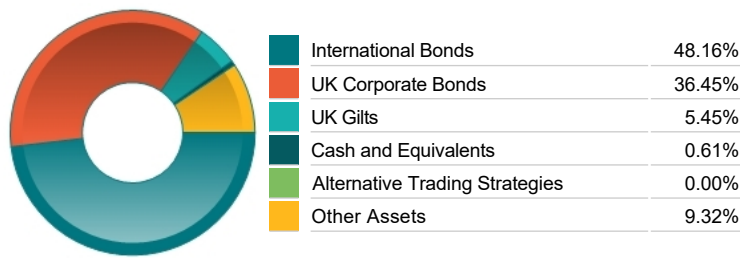
Important Information

• Source of portfolio data: Broadridge. Source of performance data: FE fundinfo. We can't predict the future. Past performance isn't a guide to future performance. The figures shown are intended only to demonstrate performance history of the fund, after allowing for the impact of ongoing charges, but take no account of product charges. Ongoing charges may vary in the future and may be higher than they are now. Fund performance is based upon the movement of the daily price and is shown as total return in GBP with income reinvested. The value of your investment can go down as well as up so you might get back less than you put in. This factsheet is for information purposes only. If there is information or terminology included that you would like to discuss, then please contact an adviser. Investors should refer to their policy documentation and supporting brochures for fund availability, investment strategy, any product information and charges. Every care has been taken in populating this output, however it must be appreciated that neither Broadridge, Prudential nor their sources guarantee the accuracy, adequacy or completeness of this information or make any warranties regarding results from its usage.

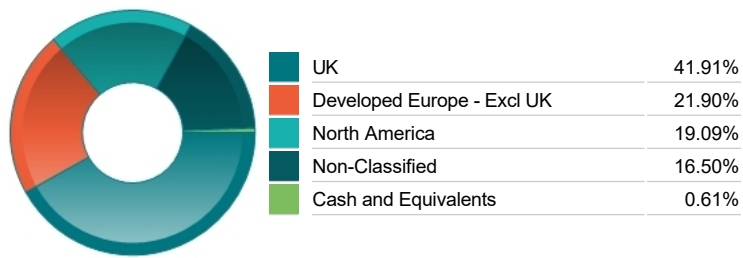
Top 10 Holdings

Name	% Weight	Sector	Country
1 FORD MOTOR CR LLC 2.748 JUN 14 24	2.25%	Bonds	United States
2 3¾% Treasury Gilt 2053	1.68%	Bonds	United Kingdom
3 LLOYDS BANKING GROUP FLTG 2.707 DEC 03 35	1.58%	Bonds	United Kingdom
4 NESTLE CAPITAL CORP 4.500 MAR 22 29 REGS	1.49%	Bonds	United States
5 SPD FINANCE UK PLC 5.875 JUL 17 26	1.28%	Bonds	United Kingdom
6 ½% Treasury Gilt 2061	1.26%	Bonds	United Kingdom
7 AT&T INC 4.375 SEP 14 29	1.22%	Bonds	United States
8 JPMORGAN CHASE &CO FLTG 0.991 APR 28 26	1.20%	Bonds	United States
9 BNP PARIBAS FLTG 6.000 AUG 18 29	1.19%	Bonds	France
10 BRITISH LAND CO 5.357 MAR 31 28	1.18%	Non-Classified	Non-Classified

Asset Allocation



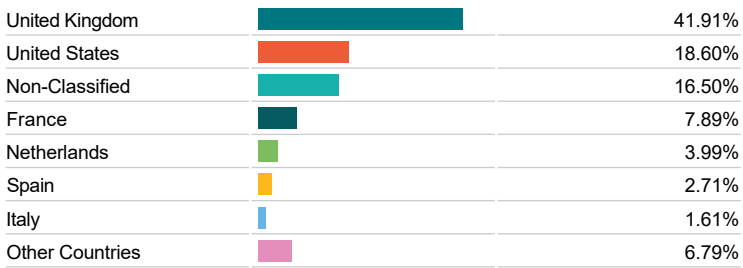
Regional Allocation



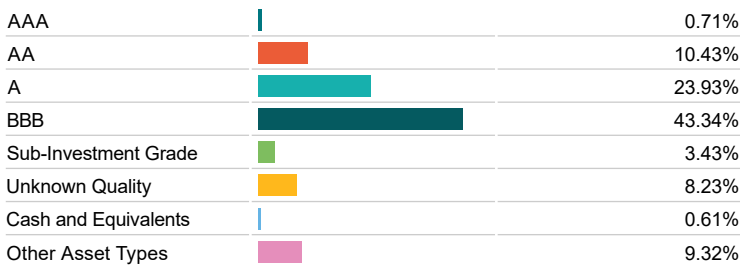
Bond Sector Breakdown



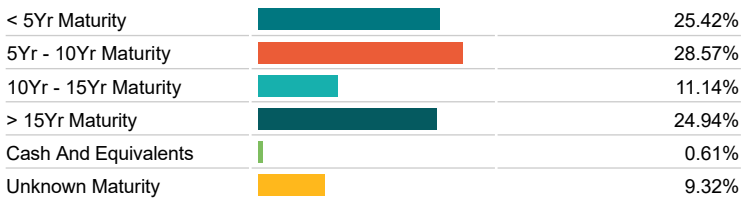
Top Country Breakdown



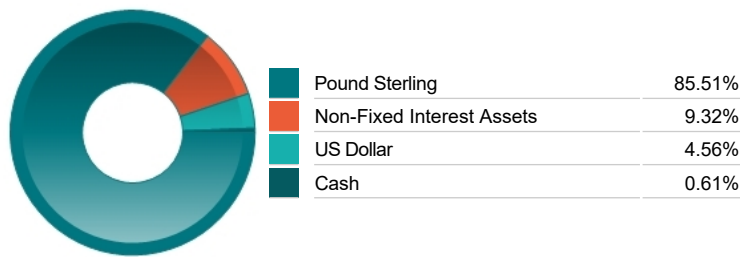
Fixed Interest Quality Profile



Fixed Interest Maturity Profile



Fixed Interest Currencies



Important Information

• The Industry Classification Benchmark is a product of FTSE International Limited and has been licensed for use. "Prudential" is a trading name of The Prudential Assurance Company Limited, which is registered in England and Wales. Registered office at 10 Fenchurch Avenue, London EC3M 5AG. Registered number 15454. Authorised by the Prudential Regulation Authority and regulated by the Financial Conduct Authority and the Prudential Regulation Authority.