

Quilter Investors Multi Asset (Onshore) Quilter Investors Cirilium Dynamic Passive
Portfolio Class R Acc



Benchmark

Benchmark	No Benchmark
Benchmark Category	-
IA Sector	Unclassified

Identification Codes

Sedol Code	B909QP6
Mex Code	9HVSCX
Isin Code	GB00B909QP60
Citi Code	I71D

Fund Overview

Mid (20/05/2024)	252.45p
Historic yield	1.99%
Fund size (31/03/2024)	£888.62m
Number of holdings	22133
Ongoing Charges	0.37%
Launch date	08/02/2013

Fund Charges

Entry Charge	0.00%
Ongoing Charges	0.37%

Fund Background

Valuation frequency	Daily
Valuation point	12:00
Fund type	ICVC
Launch price	£1.00
Fund currency	Pound Sterling
Fund domicile	United Kingdom
ISA allowable	Yes
SIPP allowable	Yes

Dealing

Minimum Investment	£15000000
Minimum Top Up	£1000000
Minimum Regular Saving	-
Settlement Period: Buy	4 days
Settlement Period: Sell	4 days
Pricing Basis	Forward
Dealing Decimals	3

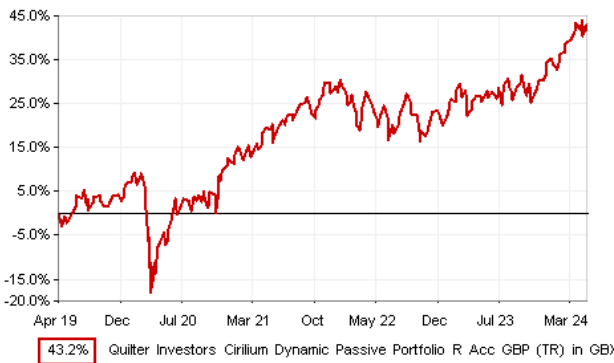
Distribution Dates

Ex dividend date(s)	Income payment date(s)
31 October	31 December

Aims

To achieve capital growth over a period of five years or more through investment in markets both in the UK and overseas. The portfolio is broadly diversified across asset classes, with exposure to equities between 50-90% and with volatility of between 12 and 16%.*The volatility range is a target, based on long term actuarial assumptions and the fund is managed to stay within this range most of the time. The volatility range is regularly reviewed and may change from time to time due to changes in these assumptions.

Performance




Discrete performance - to last month end

	30/04/19 to 30/04/20	30/04/20 to 30/04/21	30/04/21 to 30/04/22	30/04/22 to 30/04/23	30/04/23 to 30/04/24
Fund	-4.3%	25.3%	4.2%	1.1%	13.4%

Annualised performance

	3 Years to 30/04/24	5 Years to 30/04/24	10 Years to 30/04/24
Fund	6.1%	7.4%	8.6%

Fund Managers



Name: Quilter Investors Limited
Manager for: 4 years

Group Details

Group name	Quilter Investors Funds Multi Asset (Onshore)
Group address	Quilter Investors Senator House, 85 Queen Victoria Street, London, EC4V 4AB
Group telephone	020 7332 7664
Dealing telephone	-
Email	-
Homepage	www.quilterinvestors.com
Fax number	-

Important Information

• Source of portfolio data: Broadridge. Source of performance data: FE fundinfo. We can't predict the future. Past performance isn't a guide to future performance. The figures shown are intended only to demonstrate performance history of the fund, after allowing for the impact of ongoing charges, but take no account of product charges. Ongoing charges may vary in the future and may be higher than they are now. Fund performance is based upon the movement of the daily price and is shown as total return in GBP with income reinvested. The value of your investment can go down as well as up so you might get back less than you put in. This factsheet is for information purposes only. If there is information or terminology included that you would like to discuss, then please contact an adviser. Investors should refer to their policy documentation and supporting brochures for fund availability, investment strategy, any product information and charges. Every care has been taken in populating this output, however it must be appreciated that neither Broadridge, Prudential nor their sources guarantee the accuracy, adequacy or completeness of this information or make any warranties regarding results from its usage.

Quilter Investors Multi Asset (Onshore) Quilter Investors Cirilium Dynamic Passive Portfolio Class R Acc

Portfolio data accurate as at: **31/03/24**

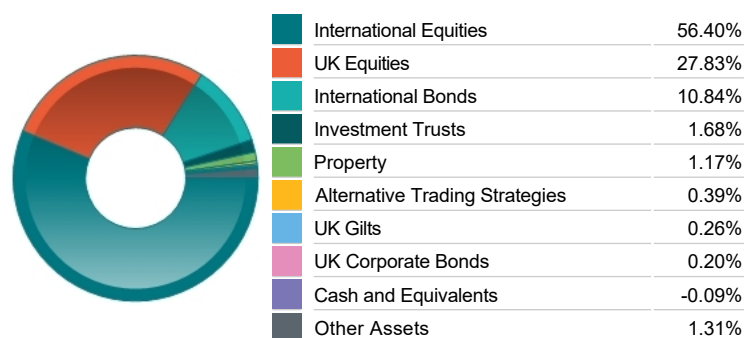
Fund Holdings

Name	% Weight	Sector	Country
1 BlackRock iShares North American Equity Index Class L	34.18%	Managed Funds	Managed Funds
2 BlackRock iShares UK Equity Index Class L	31.50%	Managed Funds	Managed Funds
3 Vanguard Global Bond Index Institutional Plus Hedged Acc	12.30%	Managed Funds	Managed Funds
4 BlackRock iShares Continental European Equity Index Class L	8.81%	Managed Funds	Managed Funds
5 BlackRock iShares Emerging Markets Equity Index Class L	5.63%	Managed Funds	Managed Funds
6 BlackRock iShares Japan Equity Index Class L	4.70%	Managed Funds	Managed Funds
7 BlackRock iShares Pacific ex Japan Equity Index Class L	3.15%	Managed Funds	Managed Funds

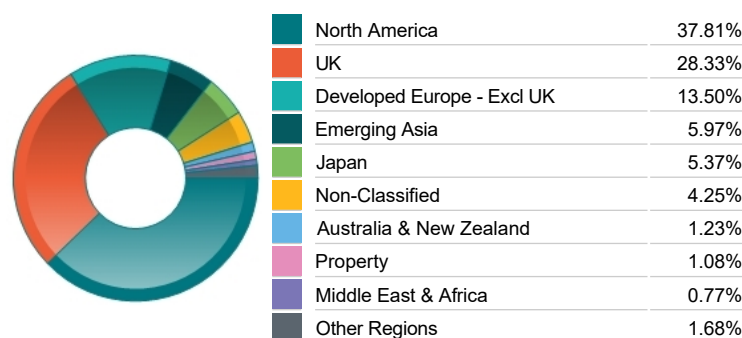
Top 10 Holdings

Name	% Weight	Sector	Country
1 MICROSOFT CORPORATION	2.31%	Software & Computer Services	United States
2 SHELL	2.22%	Non-Renewable Energy	United Kingdom
3 ASTRAZENECA	2.13%	Pharmaceuticals & Biotechnology	United Kingdom
4 APPLE	2.12%	Technology Hardware & Equipment	United States
5 HSBC HOLDINGS	1.65%	Banks	United Kingdom
6 UNILEVER	1.32%	Personal Care, Drug & Grocery Stores	United Kingdom
7 NVIDIA CORP	1.15%	Technology Hardware & Equipment	United States
8 AMAZON.COM	1.10%	Retailers	United States
9 BP	1.06%	Non-Renewable Energy	United Kingdom
10 DIAGEO	0.87%	Beverages	United Kingdom

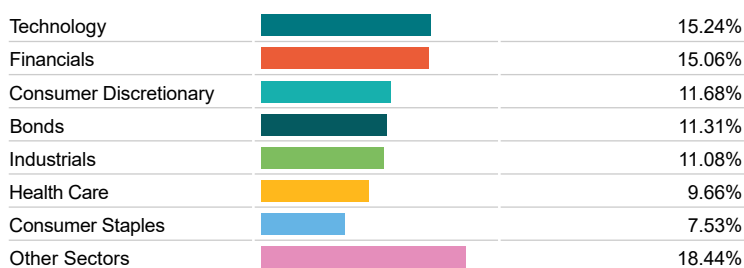
Asset Allocation



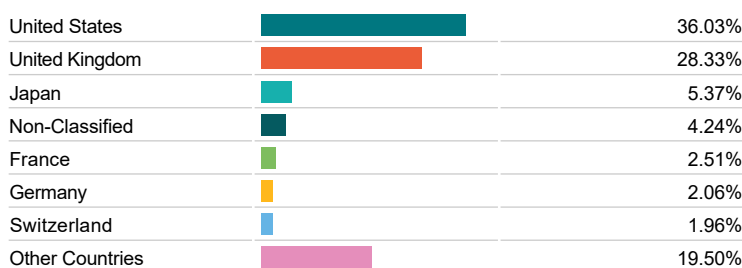
Regional Allocation



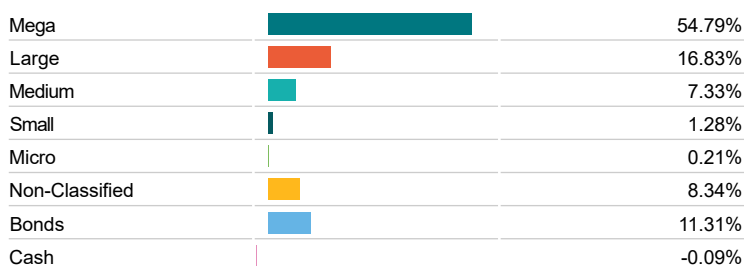
Sector Breakdown



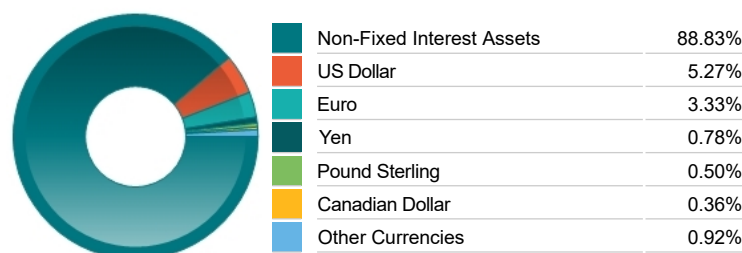
Top Country Breakdown



Breakdown By Market Cap (%)



Fixed Interest Currencies



Important Information

- The Industry Classification Benchmark is a product of FTSE International Limited and has been licensed for use. "Prudential" is a trading name of The Prudential Assurance Company Limited, which is registered in England and Wales. Registered office at 10 Fenchurch Avenue, London EC3M 5AG. Registered number 15454. Authorised by the Prudential Regulation Authority and regulated by the Financial Conduct Authority and the Prudential Regulation Authority.