

Benchmark

| | |
|--------------------|----------------------|
| Benchmark | FTSE All Share Index |
| Benchmark Category | - |
| IA Sector | UK Equity Income |

Identification Codes

| | |
|------------|--------------|
| Sedol Code | B7MKLS1 |
| Mex Code | TVMAAH |
| Isin Code | GB00B7MKLS14 |
| Citi Code | G250 |

Fund Overview

| | |
|------------------------|------------|
| Mid (17/05/2024) | 170.50p |
| Historic yield | 4.72% |
| Fund size (31/03/2024) | £2758.48m |
| Number of holdings | 55 |
| Ongoing Charges | 0.52% |
| Launch date | 31/05/2012 |

Fund Charges

| | |
|-----------------|-------|
| Entry Charge | 0.00% |
| Ongoing Charges | 0.52% |

Fund Background

| | |
|---------------------|----------------|
| Valuation frequency | Daily |
| Valuation point | 14:00 |
| Fund type | OEIC |
| Launch price | £1.00 |
| Fund currency | Pound Sterling |
| Fund domicile | United Kingdom |
| ISA allowable | Yes |
| SIPP allowable | Yes |

Dealing

| | |
|-------------------------|----------|
| Minimum Investment | £1000000 |
| Minimum Top Up | £250 |
| Minimum Regular Saving | - |
| Settlement Period: Buy | 3 days |
| Settlement Period: Sell | 3 days |
| Pricing Basis | Forward |
| Dealing Decimals | 3 |

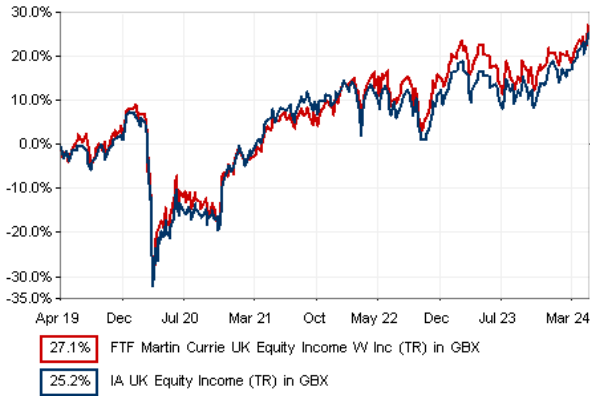
Distribution Dates

| Ex dividend date(s) | Income payment date(s) |
|---------------------|------------------------|
| 02 January | 28 February |
| 03 April | 31 May |
| 03 July | 31 August |
| 02 October | 30 November |

Aims

Aims to provide a growing level of income which is higher than that of the FTSE All-Share Index, together with capital growth over the medium to long term (meaning 3-5 years).

Performance



Discrete performance - to last month end

| | 30/04/19 to 30/04/20 | 30/04/20 to 30/04/21 | 30/04/21 to 30/04/22 | 30/04/22 to 30/04/23 | 30/04/23 to 30/04/24 |
|----------|----------------------|----------------------|----------------------|----------------------|----------------------|
| Fund | -13.4% | 19.0% | 11.5% | 6.1% | 4.2% |
| Sector | -16.5% | 26.2% | 6.8% | 2.9% | 8.1% |
| Rank | 25/74 | 63/74 | 13/75 | 17/77 | 68/77 |
| Quartile | 2 | 4 | 1 | 1 | 4 |

Annualised performance

| | 3 Years to 30/04/24 | 5 Years to 30/04/24 | 10 Years to 30/04/24 |
|----------|---------------------|---------------------|----------------------|
| Fund | 7.2% | 4.9% | 6.5% |
| Sector | 5.9% | 4.6% | 5.1% |
| Rank | 29/75 | 35/74 | 7/63 |
| Quartile | 2 | 2 | 1 |

Fund Managers



| | | | |
|--------------|--------------------|-------------------|-------------------|
| Name: | Ben Russon | Will Bradwell | Joanne Rands |
| Manager for: | 10 years, 8 months | 3 years, 7 months | 4 years, 3 months |

Ratings

FE Crown



Group Details

| | |
|-------------------|---|
| Group name | Franklin Templeton Funds |
| Group address | The Adelphi 1 - 11 John Adam Street London WC2N 6HT |
| Group telephone | 0800 305 306 |
| Dealing telephone | - |
| Email | enquiries@franklintempleton.co.uk |
| Homepage | www.franklintempleton.co.uk |
| Fax number | - |


Important Information

• Source of portfolio data: Broadridge. Source of performance data: FE fundinfo. We can't predict the future. Past performance isn't a guide to future performance. The figures shown are intended only to demonstrate performance history of the fund, after allowing for the impact of ongoing charges, but take no account of product charges. Ongoing charges may vary in the future and may be higher than they are now. Fund performance is based upon the movement of the daily price and is shown as total return in GBP with income reinvested. The value of your investment can go down as well as up so you might get back less than you put in. This factsheet is for information purposes only. If there is information or terminology included that you would like to discuss, then please contact an adviser. Investors should refer to their policy documentation and supporting brochures for fund availability, investment strategy, any product information and charges. Every care has been taken in populating this output, however it must be appreciated that neither Broadridge, Prudential nor their sources guarantee the accuracy, adequacy or completeness of this information or make any warranties regarding results from its usage.

Top 10 Holdings

| Name | % Weight | Sector | Country |
|--------------------------------|----------|----------------|----------------|
| 1 Total Net Assets: | 33.45% | Non-Classified | Non-Classified |
| 2 Total Market Value: | 33.09% | Non-Classified | Non-Classified |
| 3 SHELL PLC | 1.74% | Non-Classified | Non-Classified |
| 4 UNILEVER PLC | 1.68% | Non-Classified | Non-Classified |
| 5 BP PLC | 1.62% | Non-Classified | Non-Classified |
| 6 ASTRAZENECA PLC | 1.34% | Non-Classified | Non-Classified |
| 7 GSK PLC | 1.12% | Non-Classified | Non-Classified |
| 8 RIO TINTO PLC | 1.09% | Non-Classified | Non-Classified |
| 9 BRITISH AMERICAN TOBACCO PLC | 1.09% | Non-Classified | Non-Classified |
| 10 RELX PLC | 1.08% | Non-Classified | Non-Classified |

Asset Allocation



Regional Allocation




Equity Sector Breakdown

| | |
|----------------------|--------|
| Non-Classified | 99.26% |
| Cash and Equivalents | 0.74% |

Top Country Breakdown

| | |
|----------------------|--------|
| Non-Classified | 99.26% |
| Cash and Equivalents | 0.74% |

Fixed Interest Currencies



Important Information

• The Industry Classification Benchmark is a product of FTSE International Limited and has been licensed for use. "Prudential" is a trading name of The Prudential Assurance Company Limited, which is registered in England and Wales. Registered office at 10 Fenchurch Avenue, London EC3M 5AG. Registered number 15454. Authorised by the Prudential Regulation Authority and regulated by the Financial Conduct Authority and the Prudential Regulation Authority.

Commentary

[No data]

Important Information

- "Prudential" is a trading name of The Prudential Assurance Company Limited, which is registered in England and Wales. Registered office at 10 Fenchurch Avenue, London EC3M 5AG. Registered number 15454. Authorised by the Prudential Regulation Authority and regulated by the Financial Conduct Authority and the Prudential Regulation Authority.