

Benchmark

Benchmark	S&P 500 Total Return Net
Benchmark Category	-
IA Sector	North America

Identification Codes

Sedol Code	B3FJQ59
Mex Code	C5UEIT
Isin Code	GB00B3FJQ599
Citi Code	EBQ7

Fund Overview

Mid (26/04/2024)	460.40p
Historic yield	2.25%
Fund size (31/12/2023)	£3656.88m
Number of holdings	562
Ongoing Charges	0.77%
Launch date	15/01/2009

Fund Charges

Entry Charge	0.00%
Ongoing Charges	0.77%

Fund Background

Valuation frequency	Daily
Valuation point	12:00
Fund type	ICVC
Launch price	£0.50
Fund currency	Pound Sterling
Fund domicile	United Kingdom
ISA allowable	Yes
SIPP allowable	Yes

Dealing

Minimum Investment	£5000000
Minimum Top Up	£100000
Minimum Regular Saving	-
Settlement Period: Buy	3 days
Settlement Period: Sell	3 days
Pricing Basis	Forward
Dealing Decimals	3

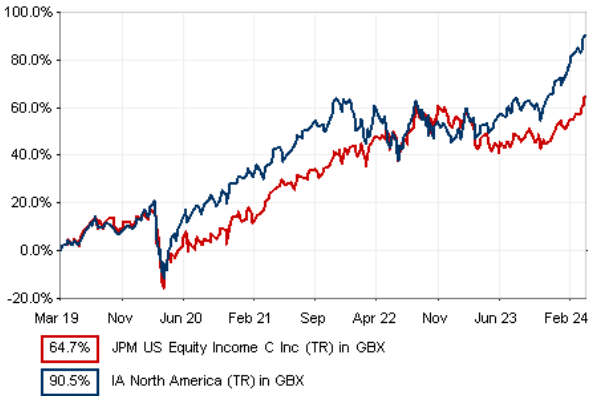
Distribution Dates

Ex dividend date(s)	Income payment date(s)
01 November	30 January
01 February	30 April
01 May	31 July
01 August	31 October

Aims

To provide a portfolio designed to achieve income by investing primarily in US equities in any economic sector whilst participating in long term capital growth.

Performance



Discrete performance - to last month end

	31/03/19 to 31/03/20	31/03/20 to 31/03/21	31/03/21 to 31/03/22	31/03/22 to 31/03/23	31/03/23 to 31/03/24
Fund	-7.2%	33.3%	20.4%	-2.3%	13.1%
Sector	-4.0%	42.4%	16.1%	-4.0%	25.1%
Rank	124/204	197/218	43/227	45/244	234/253
Quartile	3	4	1	1	4

Annualised performance

	3 Years to 31/03/24	5 Years to 31/03/24	10 Years to 31/03/24
Fund	10.0%	10.5%	12.4%
Sector	11.7%	13.8%	13.8%
Rank	135/227	169/204	83/124
Quartile	3	4	3

Fund Managers



Name:	Andrew Brandon	Dave Silberman	Clare Hart
Manager for:	4 years, 5 months	4 years, 5 months	15 years, 4 months

Ratings

FE Crown



Group Details

Group name	JPMorgan Asset Management
Group address	60 Victoria Embankment London EC4Y 0JP United Kingdom
Group telephone	0800 727 770
Dealing telephone	0207 742 9909
Email	ifaenquiry@jpmorgan.com
Homepage	www.jpmorganassetmanagement.com/
Fax number	0207 742 9010


Important Information

• Source of portfolio data: Broadridge. Source of performance data: FE fundinfo. We can't predict the future. Past performance isn't a guide to future performance. The figures shown are intended only to demonstrate performance history of the fund, after allowing for the impact of ongoing charges, but take no account of product charges. Ongoing charges may vary in the future and may be higher than they are now. Fund performance is based upon the movement of the daily price and is shown as total return in GBP with income reinvested. The value of your investment can go down as well as up so you might get back less than you put in. This factsheet is for information purposes only. If there is information or terminology included that you would like to discuss, then please contact an adviser. Investors should refer to their policy documentation and supporting brochures for fund availability, investment strategy, any product information and charges. Every care has been taken in populating this output, however it must be appreciated that neither Broadridge, Prudential nor their sources guarantee the accuracy, adequacy or completeness of this information or make any warranties regarding results from its usage.

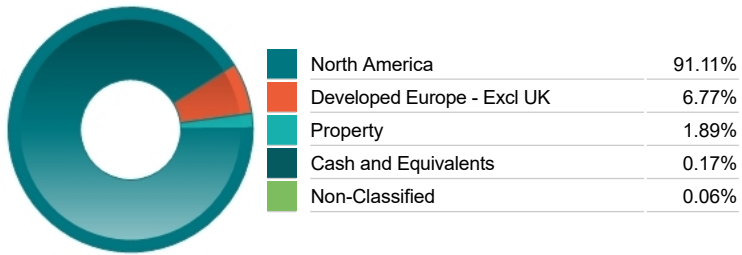
Top 10 Holdings

Name	% Weight	Sector	Country
1 CONOCOPHILLIPS	2.96%	Non-Renewable Energy	United States
2 WELLS FARGO & COMPANY	2.47%	Banks	United States
3 MORGAN STANLEY	2.34%	Investment Banking & Brokerage Services	United States
4 AIR PRODUCTS AND CHEMICALS	2.25%	Chemicals	United States
5 BLACKROCK	2.24%	Investment Banking & Brokerage Services	United States
6 UNITEDHEALTH GROUP INCORPORATED	2.22%	Health Care Providers	United States
7 COMCAST CORP(NEW)	2.20%	Telecommunications Service Providers	United States
8 NORFOLK SOUTHERN CORPORATION	2.12%	Industrial Transportation	United States
9 BANK OF AMERICA CORP	2.09%	Banks	United States
10 JOHNSON & JOHNSON	2.00%	Pharmaceuticals & Biotechnology	United States

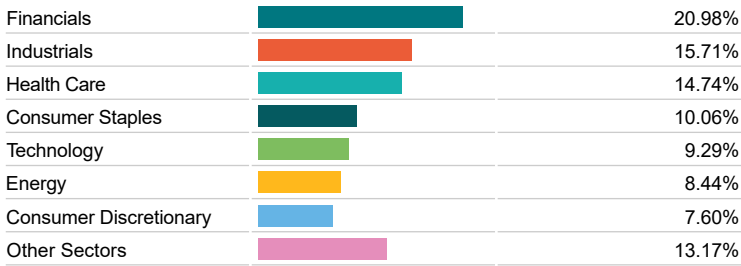
Asset Allocation



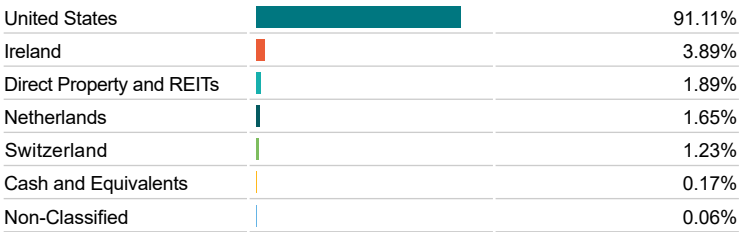
Regional Allocation




Equity Sector Breakdown



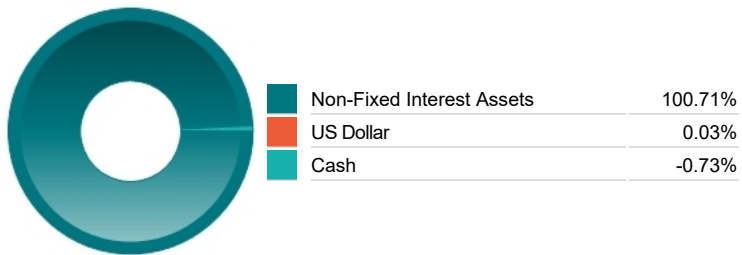
Top Country Breakdown



Breakdown By Market Cap (%)



Fixed Interest Currencies



Important Information

• The Industry Classification Benchmark is a product of FTSE International Limited and has been licensed for use. "Prudential" is a trading name of The Prudential Assurance Company Limited, which is registered in England and Wales. Registered office at 10 Fenchurch Avenue, London EC3M 5AG. Registered number 15454. Authorised by the Prudential Regulation Authority and regulated by the Financial Conduct Authority and the Prudential Regulation Authority.