

Benchmark

Benchmark	One month Sterling LIBID
ABI Sector	Deposit & Treasury

Identification Codes

Sedol Code	3164851
Mex Code	VNC4
Isin Code	GB0031648511
Citi Code	QX56

Fund Overview

Bid (16/02/2018)	103.40
Offer (16/02/2018)	108.80
Fund size (31/12/2017)	£31.70m
Number of holdings	6
Launch date	17/05/2002

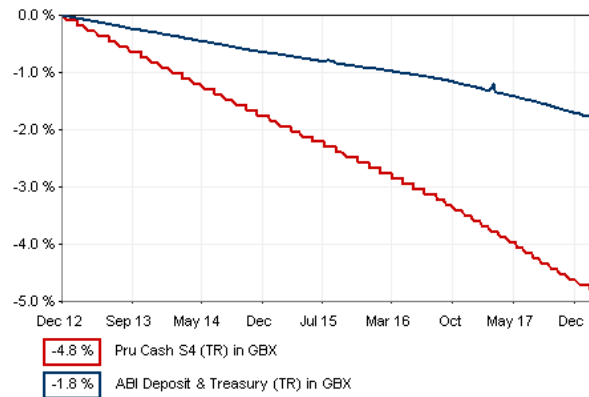
Fund Charges

Base Annual Management Charge (AMC)	1.25%
Additional Charges	0.00%
Total Charges	1.25%

Aims

The investment strategy of the fund is to provide a return consistent with investing in interest bearing deposits and/or short-term UK government bonds.

Performance



Discrete performance - to last month end

	31/01/13 to 31/01/14	31/01/14 to 31/01/15	31/01/15 to 31/01/16	31/01/16 to 31/01/17	31/01/17 to 31/01/18
Fund	-0.9%	-0.8%	-0.9%	-0.9%	-1.1%
Sector	-0.3%	-0.3%	-0.3%	-0.4%	-0.5%
Rank	26/26	26/26	27/27	27/27	27/27
Quartile	4	4	4	4	4

Annualised performance

	Annualised		
	3 Years to 31/01/18	5 Years to 31/01/18	10 Years to 31/01/18
Fund	-1.0%	-1.0%	-0.6%
Sector	-0.4%	-0.3%	0.1%
Rank	27/27	26/26	23/23
Quartile	4	4	4

Fund Managers



Name: Prudential Capital


Important Information

- Exchange rate fluctuations may cause the Sterling values of overseas investments to rise or fall.
- Please note if the total charges taken from your plan exceed the growth achieved, you will get back less than you originally invested.
- Source of portfolio data: FundsLibrary. Source of performance data: Financial Express (FE). Please remember that past performance is not a reliable indicator of future performance. The figures shown are intended only to demonstrate performance history of the fund and take no account of product charges, or the Annual Management Charge for any available PruFund funds.. The application of charges may impact the overall performance. Please also note that our charges may vary in the future and may be higher than they are now. Fund Performance is based upon the movement of the daily price and is shown as total return in GBP with net income reinvested. The value of your investment can go down as well as up and you may not get back the amount you put in.
- This factsheet is for information purposes only. If there is information or terminology included that you would like to discuss, then please contact an adviser. Investors should refer to their policy documentation and supporting brochures for fund availability, investment strategy, any product information and charges. Every care has been taken in populating this output, however it must be appreciated that neither FundsLibrary, Prudential nor their sources guarantee the accuracy, adequacy or completeness of this information or make any warranties regarding results from its usage.


Holdings

Name	% Weight	Sector	Country
1 0.2% 03 Jan 2018	23.66%	Non-Classified	Non-Classified
2 0.4% 10 Jan 2018	22.87%	Non-Classified	Non-Classified
3 0.42% 03 Jan 2018	21.77%	Non-Classified	Non-Classified
4 0.41% 24 Jan 2018	12.62%	Non-Classified	Non-Classified
5 0.3% 24 Jan 2018	10.88%	Non-Classified	Non-Classified
6 Cash	8.19%	Cash and Equivalents	Cash and Equivalents

Asset Allocation



Regional Allocation



Equity Sector Breakdown



Top Country Breakdown



Important Information

- Exchange rate fluctuations may cause the Sterling values of overseas investments to rise or fall. Please note if the total charges taken from your plan exceed the growth achieved, you will get back less than you originally invested.
- The Industry Classification Benchmark is a product of FTSE International Limited and has been licensed for use
- "Prudential" is a trading name of The Prudential Assurance Company Limited, which is registered in England and Wales. This name is also used by other companies within the Prudential Group. Registered office at Laurence Pountney Hill, London EC4R 0HH. Registered number 15454. Authorised by the Prudential Regulation Authority and regulated by the Financial Conduct Authority and the Prudential Regulation Authority.