

### Benchmark

Benchmark	Numis Smaller Companies (-InvTrust) TR
ABI Sector	UK Smaller Companies

### Identification Codes

Sedol Code	B3BW0P0
Mex Code	PUATEM
Isin Code	GB00B3BW0P01
Citi Code	D9V7

### Fund Overview

Bid (19/05/2017)	279.10
Offer	n/a
Fund size (31/03/2017)	£0.75m
Underlying Fund size	£405.20m
Number of holdings	70
Launch date	20/10/2008

### Fund Charges

Base Annual Management Charge (AMC)	2.15%
Additional Charges	0.11%
<b>Total Charges</b>	<b>2.26%</b>

### Aims

The investment strategy of the fund is to purchase units in the Artemis UK Smaller Companies Fund. That fund aims to achieve long-term capital growth. The emphasis of the fund will be investment in smaller companies listed, quoted and/or traded in the UK and in smaller companies which are headquartered or have a significant part of their activities in the UK which are quoted on a regulated market outside the UK.

### Performance

### Fund Managers



Name: Mark Niznik  
 Manager of the underlying fund for: 9 years, 7 months

### Ratings

Morningstar Analyst Rating™



FE Crown




### Important Information

- Source of portfolio data: FundsLibrary. Source of performance data: Financial Express (FE). Please remember that past performance is not a reliable indicator of future performance. The figures shown are intended only to demonstrate performance history of the fund and take no account of product charges, or the Annual Management Charge for any available PruFund funds.. The application of charges may impact the overall performance. Please also note that our charges may vary in the future and may be higher than they are now. Fund Performance is based upon the movement of the daily price and is shown as total return in GBP with net income reinvested. The value of your investment can go down as well as up and you may not get back the amount you put in.
- This factsheet is for information purposes only. If there is information or terminology included that you would like to discuss, then please contact an adviser. Investors should refer to their policy documentation and supporting brochures for fund availability, investment strategy, any product information and charges. Every care has been taken in populating this output, however it must be appreciated that neither FundsLibrary, Prudential nor their sources guarantee the accuracy, adequacy or completeness of this information or make any warranties regarding results from its usage.


**Top 10 Holdings**

Name	% Weight	Sector	Country
1 Games Workshop Group	3.13%	Leisure Goods	United Kingdom
2 Somero Enterprise	3.02%	Industrial Engineering	United States
3 Computacenter	2.89%	Software & Computer Services	United Kingdom
4 Mears Group	2.84%	Support Services	United Kingdom
5 Alliance Pharma	2.52%	Pharmaceuticals & Biotechnology	United Kingdom
6 Tarsus Group	2.43%	Media	United Kingdom
7 XP Power	2.35%	Electronic & Electrical Equipment	Singapore
8 Sportech	2.32%	Travel & Leisure	United Kingdom
9 RM	2.25%	Software & Computer Services	United Kingdom
10 Brooks Macdonald Group	2.14%	Financial Services	United Kingdom

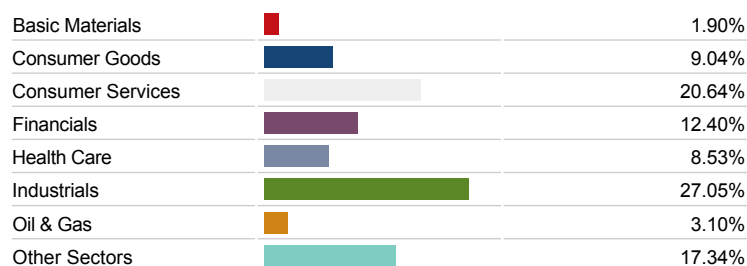
**Asset Allocation**



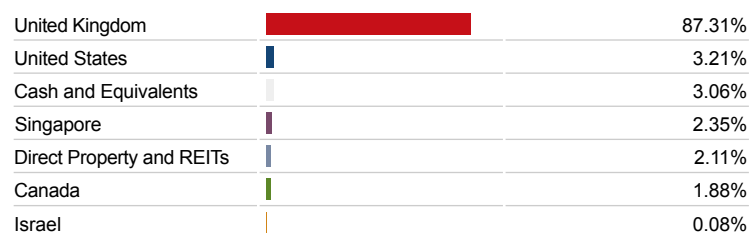
**Regional Allocation**



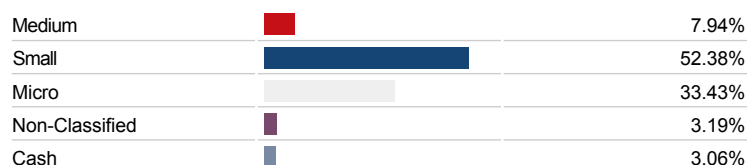
**Equity Sector Breakdown**




**Top Country Breakdown**



**Breakdown By Market Cap (%)**



**Fixed Interest Currencies**



**Important Information**

- The Industry Classification Benchmark is a product of FTSE International Limited and has been licensed for use
- "Prudential" is a trading name of The Prudential Assurance Company Limited, which is registered in England and Wales. This name is also used by other companies within the Prudential Group. Registered office at Laurence Pountney Hill, London EC4R 0HH. Registered number 15454. Authorised by the Prudential Regulation Authority and regulated by the Financial Conduct Authority and the Prudential Regulation Authority.