

Benchmark

Benchmark	Variable
ABI Sector	Mixed Investment 20-60% Shares

Identification Codes

Sedol Code	B5880B1
Mex Code	PUPUCS
Isin Code	GB00B5880B15
Citi Code	I3C9

Fund Overview

Bid (16/02/2018)	139.70
Offer (16/02/2018)	139.70
Fund size (31/12/2017)	£49.07m
Underlying Fund size	£248.06m
Number of holdings	5099
Launch date	25/01/2010

Fund Charges

Base Annual Management Charge (AMC)	1.75%
Additional Charges	0.92%
Total Charges	2.67%

Aims

The investment strategy of the fund is to purchase units in the LF Prudential Dynamic 20-55 Portfolio. That portfolio aims to achieve long-term total return (the combination of income and growth of capital). It is an actively managed portfolio investing mainly in collective investment schemes in order to provide a well-diversified exposure to global fixed income and variable rate assets, cash, deposits, warrants, money market instruments, equities and/or immovable property. From time to time, however, the portfolio may have a high exposure to equities and/or fixed assets, with between 20% and 55% of the portfolio being invested in schemes whose predominant exposure is to equities.

Performance



Discrete performance - to last month end

	31/01/13 to 31/01/14	31/01/14 to 31/01/15	31/01/15 to 31/01/16	31/01/16 to 31/01/17	31/01/17 to 31/01/18
Fund	4.0%	6.9%	-3.0%	11.3%	6.5%
Sector	4.2%	6.9%	-3.3%	11.3%	5.3%
Rank	150/248	135/257	116/266	140/270	79/271
Quartile	3	3	2	3	2

Annualised performance

	Annualised		
	3 Years to 31/01/18	5 Years to 31/01/18	10 Years to 31/01/18
Fund	4.8%	5.0%	n/a
Sector	4.3%	4.8%	4.3%
Rank	104/265	116/247	n/a
Quartile	2	2	n/a

Fund Managers



Name: Philip Butler
 Manager of the underlying fund for: 1 years, 3 months

Important Information

- Exchange rate fluctuations may cause the Sterling values of overseas investments to rise or fall.
- Source of portfolio data: FundsLibrary. Source of performance data: Financial Express (FE). Please remember that past performance is not a reliable indicator of future performance. The figures shown are intended only to demonstrate performance history of the fund and take no account of product charges, or the Annual Management Charge for any available PruFund funds.. The application of charges may impact the overall performance. Please also note that our charges may vary in the future and may be higher than they are now. Fund Performance is based upon the movement of the daily price and is shown as total return in GBP with net income reinvested. The value of your investment can go down as well as up and you may not get back the amount you put in.
- This factsheet is for information purposes only. If there is information or terminology included that you would like to discuss, then please contact an adviser. Investors should refer to their policy documentation and supporting brochures for fund availability, investment strategy, any product information and charges. Every care has been taken in populating this output, however it must be appreciated that neither FundsLibrary, Prudential nor their sources guarantee the accuracy, adequacy or completeness of this information or make any warranties regarding results from its usage.


Top 10 Fund Holdings

Name	% Weight
1 M&G Property Portfolio Class I	10.14%
2 Fidelity MoneyBuilder Income Class A	8.91%
3 Kames Capital Investment Grade Bond Class A	8.84%
4 Invesco Perpetual Corporate Bond -	8.62%
5 Investec UK Alpha Class J Net	6.24%
6 AXA Framlington UK Select Opportunities Class R	6.22%
7 Kames Capital High Yield Bond Class A	4.82%
8 Legal & General UK Property Fund C	4.80%
9 Janus Henderson Investors European Selected Opportunities Class A	4.72%
10 BlackRock (Lux) BGF Euro Corporate Bond I2 GBP HGD	4.68%

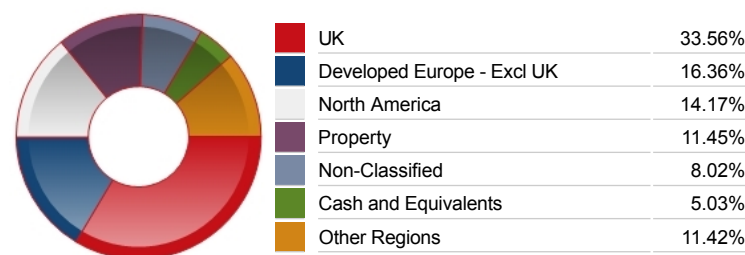
Top 10 Holdings

Name	% Weight
1 L&G FREEHOLD PROPERTY	3.24%
2 Royal Dutch Shell B	0.61%
3 BP	0.52%
4 HSBC Holdings PLC (UK Reg)	0.51%
5 Tencent Holdings (P Chip)	0.50%
6 Samsung Electronics Co.	0.50%
7 LGIM LIQ. LGIM S "1" INC	0.46%
8 1 8 NEW SQUARE BEDFONT LAKES	0.46%
9 Taiwan Semiconductor Manufacturing	0.45%
10 Rentokil Initial	0.38%

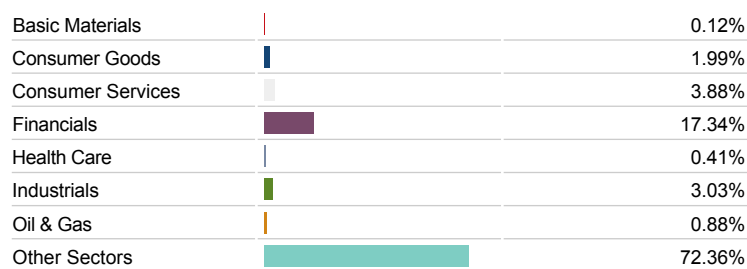
Asset Allocation



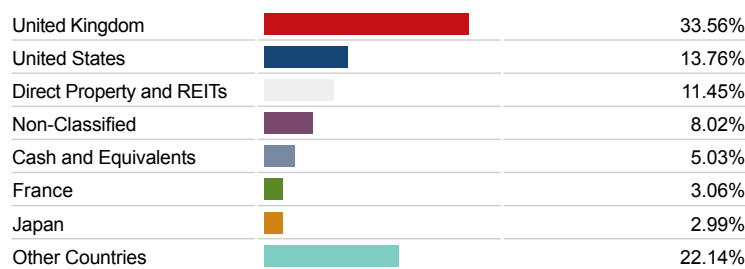
Regional Allocation



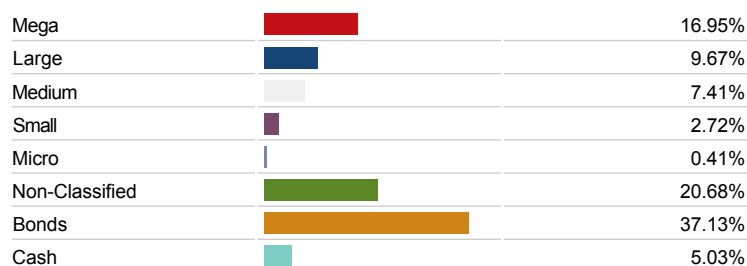
Sector Breakdown



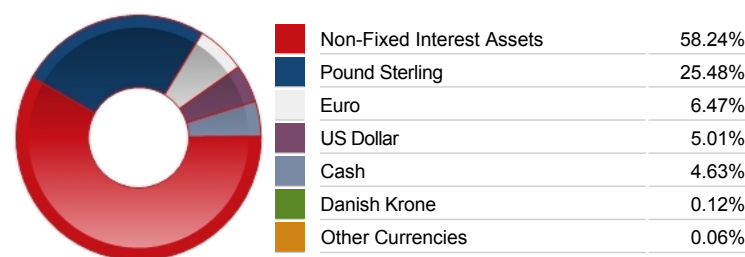
Top Country Breakdown



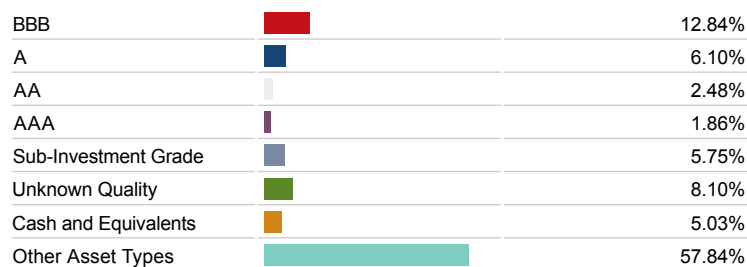
Breakdown By Market Cap (%)



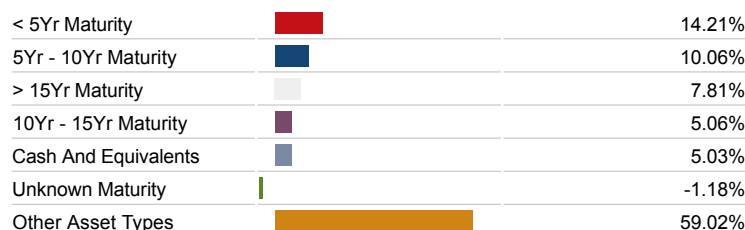
Fixed Interest Currencies



Fixed Interest Quality Profile



Fixed Interest Maturity Profile



Important Information

- Exchange rate fluctuations may cause the Sterling values of overseas investments to rise or fall.
- The Industry Classification Benchmark is a product of FTSE International Limited and has been licensed for use
- "Prudential" is a trading name of The Prudential Assurance Company Limited, which is registered in England and Wales. This name is also used by other companies within the Prudential Group. Registered office at Laurence Pountney Hill, London EC4R 0HH. Registered number 15454. Authorised by the Prudential Regulation Authority and regulated by the Financial Conduct Authority and the Prudential Regulation Authority.