

LEGAL & GENERAL PENSION STEWART INVESTORS ASIA PACIFIC LEADERS FUND.

FUND FACTS

Product(s)	Portfolio Plus SIPP (ESF/BPWM)
Launch date	10 April 2006
Legal & General pension fund size	£34.0 million
Overall fund size	£9,494.3 million
Number of holdings	44
Fund Management Charge (FMC)	1.15%
Additional expenses	included in FMC
Performance fee	No
Legal & General fund code	0265

USING THIS FUND FACTSHEET

When you invest in a pension, your money buys units in one or more funds. These funds pool together money from other investors and a fund manager uses this money to invest in a number of different investments. This **Fund Factsheet** gives you detailed information about a particular fund to help you decide if it's right for you. It's important that you read this together with **Investor's Guide, Portfolio Plus SIPP (ESF/BPWM) Key Features, Terms Sheet, Selected Funds Guide for Insured Funds** and **Illustration(s)** before investing in the pension.

FUND MANAGEMENT COMPANY

STEWART INVESTORS

This is basic background information about the company whose fund manager selects the investments that make up the fund.



Stewart Investors is an autonomous investment business, ultimately owned by the Commonwealth Bank of Australia. Headquartered in Edinburgh, we also have offices in London, Singapore and Sydney. We provide investment services to both institutional clients such as charities and pension funds and individual investors mainly via financial advisors. Our investors are primarily based in the UK, Europe and Australia, but we also have clients in the USA. We are entrusted with our clients' savings and our goal is to generate superior long-term, risk-adjusted returns by investing in companies through our Asia Pacific, Emerging Market, Worldwide, and Sustainable strategies. Our distinct culture and investment philosophy have remained almost unchanged in more than two decades, since the launch of our first investment strategy in 1988.

FUND MANAGER

DAVID GAIT

The fund manager is professionally qualified to manage funds. It's their job to seek out the best investment opportunities, based on the fund's aim. They often have access to a team of experts to help them decide where to invest.



David Gait is Senior Analyst with Stewart Investors Sustainability team, having joined the company in 1997. David took on portfolio manager responsibilities in December 2005. In early 1999, he joined the Asia Pacific (ex-Japan) desk as Senior Analyst. Having initially covered Korea, Taiwan and the Indian Sub-continent until the end of 2000, he then focused his research efforts on China and South-East Asia. David now covers all emerging markets with a specific focus on SRI and macro research. David holds an MA with honours in Economics from Cambridge University, and holds a Master of Science in Investment Analysis from Stirling University. He is an Associate member of the UK Society of Investment Professionals.

FUND AIM

This is a general description of what the fund aims to achieve, as stated by the fund management company. For a detailed description of what the fund invests in, please see the fund characteristics on page 2.

To grow your investment. The fund invests in shares of companies based in or having significant operations in the Asia Pacific region including Australia and New Zealand excluding Japan. The fund invests in shares of large and mid-sized companies in the region. These companies generally have a total stock market value of at least USD 1 billion. Consideration is given to investment in companies that are positioned to benefit from, and contribute to, the sustainable development of the countries in which they operate. Derivatives may be used for efficient portfolio management.

ABI SECTOR

ABI UK - ASIA PACIFIC EX JAPAN EQUITIES-PEN

This is the ABI sector the fund falls into. ABI sectors are defined by the Association of British Insurers (ABI). The sectors are a way of grouping funds with similar characteristics, so they're easier to compare.

- Funds which invest at least 80% of their assets in Asia Pacific equities, but which normally hold no equities quoted on the Japanese stock market.
- Asia Pacific includes all countries in the FTSE World Asia Pacific index.

FUND CHARACTERISTICS

This fund is overseen by an experienced fund manager who makes informed decisions on where to invest your money. The fund manager constantly monitors companies, economic conditions and markets to select and change a portfolio of investments that offers the best opportunities to meet the fund's aim.

The fund generally invests in the following:

Equities. To provide the potential for overall returns the fund invests in equities, also known as company shares. This is achieved by receiving a share of companies' profits as dividends, and benefiting from increases in share prices. Equities generally have a higher potential for returns than other investments, which also means a higher risk of loss especially in the short term. It's worth noting that if the shares in the companies chosen perform worse than expected or a major event impacts the shares, the returns on your investment could fall.

Some specific characteristics of the assets held in this fund include:

Emerging markets. The fund includes investments in emerging markets, taking advantage of the fast-growing economies in the developing world. These markets can provide higher returns, as well as a higher chance of the returns on your investment either rising or falling than if it invested in more developed markets. Greater risk is taken as it can be harder to buy and sell shares in these countries and the countries themselves are more exposed to political uncertainties. Emerging markets are also not as well regulated and have less protection in place for investments than the UK.

Overseas. The fund includes investments outside the UK to try to benefit from the greater range of investment opportunities other countries offer. The potentially high rewards of investing overseas are balanced by risks and therefore the returns on your investment could rise and fall more than if it only invested in the UK. This is because some of the investments are held in currencies other than the Pound and their value will change in line with exchange rates. If the Pound strengthens against another currency, the value of the investments held in that currency is likely to fall. However, if the Pound weakens against that currency, their value is likely to rise.

FUND PERFORMANCE AS AT 30 JUNE 2017

The graph opposite shows how the fund has performed over the last five years (or since the fund launched) compared with the fund's ABI sector average. The first table shows the total percentage change, over one, three and five years. The second table shows performance for 12-month periods over the last five years, to the end of the last quarter.

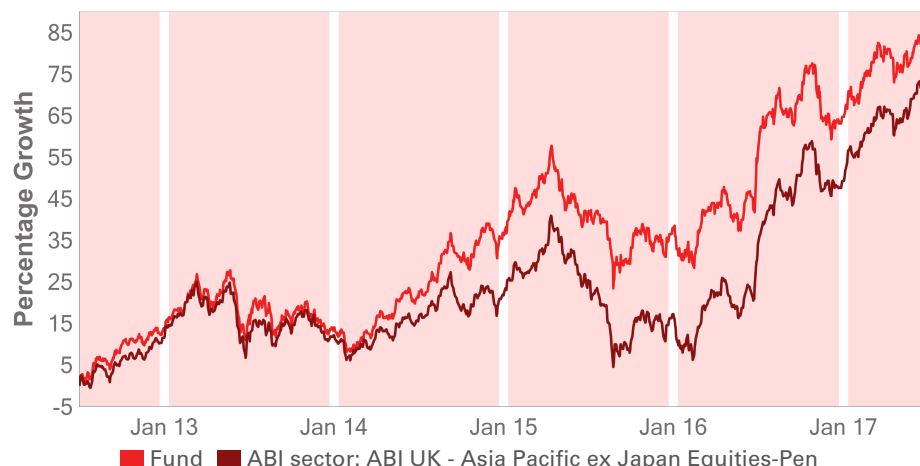
NOTES: Please bear in mind that past performance is not a guide to future returns. The value of your investment and any income taken from it is not guaranteed and may go up and down. You could get back less than you invest.

The performance provided for the fund is:

- Is after all fund charges have been taken, and
- assumes all income generated by the investments remains in the fund.

Also:

- The sector values are based on the selling price of units published by all the funds in that ABI sector.
- The values do not take account of any product charges. You can find more information about our charges in the Members' Policy Booklet.



	1 year	3 years	5 years
Fund	16.10	47.74	82.43
ABI sector	29.99	47.72	72.60

ANNUAL FUND PERFORMANCE TO LAST QUARTER (%)

12 months to	30 Jun 13	30 Jun 14	30 Jun 15	30 Jun 16	30 Jun 17
Fund	15.87	6.57	14.87	10.78	16.10
ABI sector	12.95	3.45	6.75	6.45	29.99

Performance data source: Lipper.

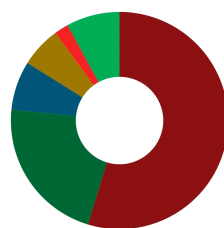
FUND IDENTIFIERS

These are unique codes used to identify a fund. You may find these codes useful if you intend to use financial websites to look up this fund.

ISIN code	GB00B0YTDY77
SEDOL code	B0YTDY7
MEX code	LGPFSL

REGIONS BREAKDOWN AND ALL BELOW INFORMATION AS AT 30 JUNE 2017

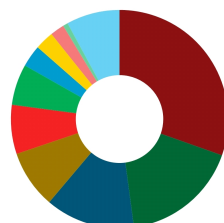
Where in the world the fund currently invests.



Emerging Asia	54.68%	Australia and New Zealand	6.07%
Developed Asia	21.94%	North America	2.10%
Japan	7.27%	Unclassified - Cash and Equivalents	7.94%

COUNTRY BREAKDOWN

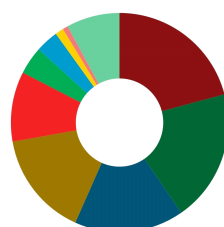
The countries in which the fund currently invests.



India	30.39%	Philippines	3.25%
Taiwan	17.49%	South Korea	2.80%
Hong Kong	13.32%	United States	2.10%
Singapore	8.63%	Indonesia	0.74%
Japan	7.27%	Unclassified - Cash and Equivalents	7.94%
Australia	6.07%		

EQUITIES SECTOR BREAKDOWN

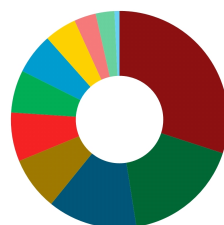
The type of industries and services the fund currently invests.



Financials	20.85%	Consumer services	4.10%
Technology	19.53%	Utilities	3.40%
Industrials	16.29%	Telecommunications	1.25%
Consumer goods	15.53%	Basic materials	0.78%
Health care	10.33%	Cash and equivalents	7.94%

CURRENCY BREAKDOWN

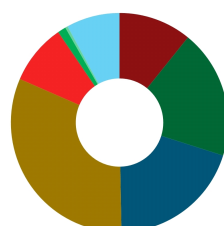
The currencies in which the fund's investments are priced.



Indian Rupee	30.02%	Australian Dollar	6.07%
New Taiwan Dollar	17.49%	US Dollar	4.77%
Hong Kong Dollar	13.32%	Philippine Peso	3.25%
Cash	7.94%	Won	2.80%
Yen	7.27%	Rupiah	0.74%
Singapore Dollar	6.33%		

EQUITIES MARKET CAPITALISATION

The size of the companies the fund currently invests in.



> £50BN	10.84%	> £3BN and < £5BN	8.94%
> £20BN and < £50BN	19.03%	> £1BN and < £3BN	1.23%
> £10BN and < £20BN	19.85%	Unknown market capital	0.38%
> £5BN and < £10BN	31.79%	Cash and equivalents	7.94%

TOP 10 HOLDINGS

The highest valued single holdings in the fund.

Holding	Sector	%
Oversea-Chinese Banking	Banks	6.33%
Uni-Charm Corp.	Personal Goods	5.37%
Tata Consultancy Services	Software & Computer Services	4.63%
Taiwan Semiconductor Manufacturing	Technology Hardware & Equipment	4.39%
Kotak Mahindra Bank	Banks	4.06%
Asustek Computer	Technology Hardware & Equipment	3.53%
Hong Kong & China Gas Co.	Gas, Water & Multiutilities	3.40%
CSL	Pharmaceuticals & Biotechnology	3.17%
Housing Development Finance Corp.	Financial Services	3.13%
CK Hutchison Holdings	General Industrials	2.99%
Percentage of fund in top 10		41.00%

GLOSSARY

Explanations of some of the words used in this Fund Factsheet.

Additional Expenses	This is the charge that covers various fees and expenses that fund managers may have to pay, such as auditors, trustees, custodian, registrar and regulator fees.
Cash and equivalents	Some funds keep part of your money in cash to add flexibility and aid stability. This includes bank deposits and other investments that can be easily converted into cash.
Fund characteristics	Specific characteristics unique to the type of investments this fund may hold, which may affect your investment return.
Fund Management Charge	This is the charge that covers the costs of managing the fund and is taken out as a percentage of the fund's value.
Fund size	The total value of all investments held in all Legal & General pension versions of the fund.
Launch date	The date the first Legal & General pension version of the fund opened for new business.
Legal & General fund code	Each fund has a unique four digit reference code. You'll need to use this code on your application form when you tell us where you would like to invest.
Lipper	A Thomson Reuters company that supplies fund information, analytical tools, and commentary. We use Lipper to provide past performance data on our fund factsheets.
Overall fund size	The total value of all investments held in the underlying fund.
Performance fee	A performance fee is charged to a fund if it performs better than a pre-agreed target. If it applies, your adviser can give you more information or further details are available on request.



WHAT TO DO NEXT

If you would like to invest in this fund, or have any questions, please speak to your adviser. Remember you must read the **Investor's Guide, Portfolio Plus SIPP (ESF/BPWM) Key Features, Terms Sheet, Selected Funds Guide for Insured Funds** and **Illustration(s)** before investing in the pension.

IMPORTANT INFORMATION

Source: The portfolio details have been supplied by the fund management company and are assumed to be correct by Legal & General. All other data sourced from Legal & General Group PLC unless otherwise stated.

Legal & General (Portfolio Management Services) Limited. Registered in England and Wales No. 2457525. Registered office: One Coleman Street, London EC2R 5AA. Authorised and regulated by the Financial Conduct Authority.

www.legalandgeneral.com

Factsheet produced by FundsLibrary.