

LEGAL & GENERAL LIFE ETHICAL FUND.

FUND FACTS

Product(s)	Portfolio Bond (IPS)
Launch date	31 July 2007
Legal & General life fund size	£5.1 million
Overall fund size	£318.9 million
Number of holdings	225
Annual Fund Charge (AFC)	1.50%
Additional expenses	0.07%
Performance fee	No
Legal & General fund code	DBPU

USING THIS FUND FACTSHEET

When you invest in a bond, your money buys units in one or more funds. These funds pool together money from other investors and a fund manager uses this money to invest in a number of different investments. This **Fund Factsheet** gives you detailed information about a particular fund to help you decide if it's right for you. It's important that you read this together with the **Investor's Guide, Portfolio Bond (IPS) Key Features, Funds key features** and **Illustration(s)** before investing in the bond.

If you're not sure what a word in the **Fund Factsheet** means, please turn to the glossary on page 5.

FUND MANAGEMENT COMPANY

LEGAL & GENERAL

This is basic background information about the company whose fund manager selects the investments that make up the fund.

Legal & General Investment Management (LGIM) is one of Europe's largest institutional asset managers and a major global investor. Throughout the past 40 years they have built their business through understanding what matters most to their clients and transforming this insight into valuable, accessible investment products and solutions. They provide investment expertise across a full spectrum of asset classes including equities, fixed income, commercial property and cash.

FUND MANAGER

LGIM INDEX FUND MANAGEMENT TEAM

The fund manager is professionally qualified to manage funds. It's their job to seek out the best investment opportunities, based on the fund's aim. They often have access to a team of experts to help them decide where to invest.



The Index Fund Management team comprises 25 fund managers, supported by two analysts. Management oversight is provided by the Global Head of Index Funds. The team has average industry experience of 15 years, of which seven years has been at LGIM, and is focused on achieving the equally important objectives of close tracking and maximising returns.

FUND AIM

This is a general description of what the fund aims to achieve, as stated by the fund management company. For a detailed description of what the fund invests in, please see the fund characteristics on page 2.

To track the return of the FTSE 350 Index (after adjustment for charges and tax), not including companies who don't comply with a range of ethical and environmental guidelines. In order to accurately track this modified index the fund will invest in a representative sample of holdings.

ABI SECTOR

ABI UK - UK ALL COMPANIES-LIFE

This is the ABI sector the fund falls into. ABI sectors are defined by the Association of British Insurers (ABI). The sectors are a way of grouping funds with similar characteristics, so they're easier to compare.

- Funds which invest at least 80% of their assets in equities quoted on the UK stock market.
- Funds have the primary objective of achieving capital growth or total return.

FUND CHARACTERISTICS

This fund tracks an index to give you a return that closely follows the performance of the market or sector outlined in the fund's aim. This means you can invest without relying on a fund manager's expertise to select the right individual investments. Index-tracking funds need less hands-on management than active funds, which means they can offer lower charges and more of your money remains invested.

The fund generally invests in the following:

Equities. To provide the potential for overall returns the fund invests in equities, also known as company shares. This is achieved by receiving a share of companies' profits as dividends, and benefiting from increases in share prices. Equities generally have a higher potential for returns than other investments, which also means a higher risk of loss especially in the short term. It's worth noting that if the shares in the companies chosen perform worse than expected or a major event impacts the shares, the returns on your investment could fall.

Some specific characteristics of the assets held in this fund include:

Smaller companies. The fund invests in smaller companies. Investments in smaller companies tend to be riskier than investments in larger companies because they can:

- be harder to buy and sell; or
- go up and down in value more often and by larger amounts, especially in the short term.

These risks may increase with market uncertainty and it could become even less easy for the fund to buy and sell investments. If this happens, the value of the fund may fall and in extreme circumstances this may also force a delay in buying and selling investments in the fund. The fund can only delay paying out if it is in the interests of all investors and with the permission of the fund trustee or depositary.

Ethical holdings. The fund invests in companies that keep to social, religious and environmental guidelines, letting you invest with a clear conscience and support socially responsible companies. The fund filters companies involved in practices such as intensive farming, gambling, adult entertainment, weapon manufacturing and selling tobacco. As ethical investing limits investment in certain companies or sectors it can cause more movement to your investment returns, particularly in the short-term.

FUND PERFORMANCE AS AT 31 JULY 2017

The graph opposite shows how the fund has performed over the last five years (or since the fund launched) compared with the fund's ABI sector average. The first table shows the total percentage change, over one, three and five years. The second table shows performance for 12-month periods over the last five years, to the end of the last quarter.

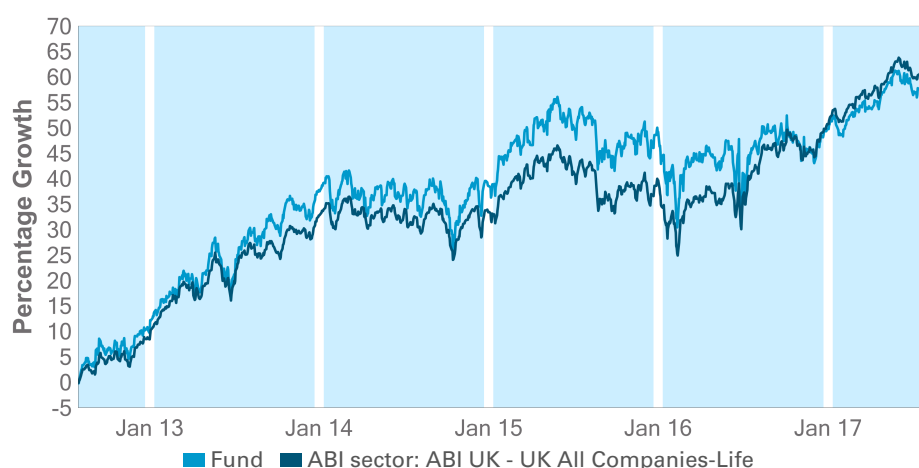
NOTES: Please bear in mind that past performance is not a guide to future returns. The value of your investment and any income taken from it is not guaranteed and may go up and down. You could get back less than you invest.

The performance provided for the fund is:

- Is after all fund charges have been taken,
- is after deduction of tax, and
- assumes all income generated by the investments remains in the fund.

Also:

- The sector values are based on the selling price of units published by all the funds in that ABI sector.
- The values do not take account of any product charges. You can find more information about our charges in the **Portfolio Bond (IPS) Key Features**.



	1 year	3 years	5 years
Fund	8.25	16.89	58.86
ABI sector	13.45	22.53	61.47

ANNUAL FUND PERFORMANCE TO LAST QUARTER (%)

12 months to	30 Jun 13	30 Jun 14	30 Jun 15	30 Jun 16	30 Jun 17
Fund	23.72	13.63	9.46	-7.61	13.94
ABI sector	21.81	11.19	6.76	-4.59	19.32

Performance data source: Lipper.

FUND IDENTIFIERS

These are unique codes used to identify a fund. You may find these codes useful if you intend to use financial websites to look up this fund.

ISIN code	GB00B1Z2MG79
SEDOL code	B1Z2MG7
MEX code	LGLETC

REGIONS BREAKDOWN AND ALL BELOW INFORMATION AS AT 31 JULY 2017

Where in the world the fund currently invests.




UK

100.00%

COUNTRY BREAKDOWN

The countries in which the fund currently invests.

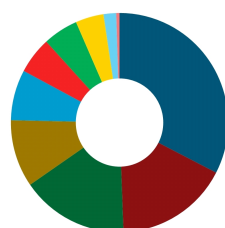


United Kingdom

100.00%

EQUITIES SECTOR BREAKDOWN

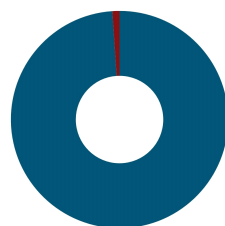
The type of industries and services the fund currently invests.



Financials	32.56%	Consumer goods	5.41%
Consumer services	16.86%	Utilities	5.22%
Industrials	15.97%	Basic materials	4.19%
Telecommunications	9.95%	Technology	1.89%
Health care	7.47%	Oil & gas	0.48%

CURRENCY BREAKDOWN

The currencies in which the fund's investments are priced.



Pound Sterling

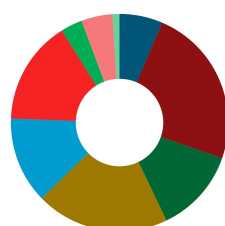
98.95%

Cash

1.05%

EQUITIES MARKET CAPITALISATION

The size of the companies the fund currently invests in.



> £50BN	6.43%	> £1BN and < £3BN	15.50%
> £20BN and < £50BN	23.91%	> £250M and < £1BN	3.23%
> £10BN and < £20BN	12.54%	Unknown market capital	4.64%
> £5BN and < £10BN	19.84%	Cash and equivalents	1.05%
> £3BN and < £5BN	12.86%		

TOP 10 HOLDINGS

The highest valued single holdings in the fund.

Holding	Sector	%
Vodafone Group	Mobile Telecommunications	6.43%
Prudential	Life Insurance	5.19%
Lloyds Banking Group	Banks	5.08%
Shire	Pharmaceuticals & Biotechnology	4.12%
National Grid	Gas, Water & Multiutilities	3.50%
BT Group	Fixed Line Telecommunications	2.85%
CRH	Construction & Materials	2.42%
Aviva	Life Insurance	2.38%
Legal & General Group	Life Insurance	1.73%
Tesco	Food & Drug Retailers	1.54%
Percentage of fund in top 10		35.24%

GLOSSARY

Explanations of some of the words used in this Fund Factsheet.

Additional Expenses	This is the charge that covers various fees and expenses that fund managers may have to pay, such as auditors, trustees, custodian, registrar and regulator fees.
Annual Fund Charge	This is the charge that covers the costs of managing the fund and is taken out as a percentage of the fund's value.
Cash and equivalents	Some funds keep part of your money in cash to add flexibility and aid stability. This includes bank deposits and other investments that can be easily converted into cash.
Fund characteristics	Specific characteristics unique to the type of investments this fund may hold, which may affect your investment return.
Fund size	The total value of all investments held in all Legal & General life versions of the fund.
Launch date	The date the first Legal & General life version of the fund opened for new business.
Legal & General fund code	Each fund has a unique four digit reference code. You'll need to use this code on your application form when you tell us where you would like to invest.
Lipper	A Thomson Reuters company that supplies fund information, analytical tools, and commentary. We use Lipper to provide past performance data on our fund factsheets.
Overall fund size	The total value of all investments held in the underlying fund.
Performance fee	A performance fee is charged to a fund if it performs better than a pre-agreed target. If it applies, your adviser can give you more information or further details are available on request.



WHAT TO DO NEXT

If you would like to invest in this fund, or have any questions, please speak to your adviser. Remember you must read the **Investor's Guide, Portfolio Bond (IPS) Key Features, Funds key features** and **Illustration(s)** before investing in the bond.

IMPORTANT INFORMATION

The FTSE 350 Index is calculated by FTSE International Limited ("FTSE"). FTSE does not sponsor, endorse or promote this product. All copyright in the index values and constituent list belongs to FTSE. Legal & General Assurance Society Limited has obtained full licence from FTSE to use such copyright in the creation of this product. "FTSE™", "FT-SE®" and "Footsie®" are trade marks of the London Stock Exchange Plc and The Financial Times Limited and are used by FTSE International Limited ("FTSE") under licence. "FTSE4Good" is a trade mark of FTSE.

Source: Legal & General Group PLC unless otherwise stated.

Legal & General Assurance Society Limited. Registered in England and Wales No.166055. Registered office: One Coleman Street, London EC2R 5AA. Authorised by the Prudential Regulation Authority and regulated by the Financial Conduct Authority and the Prudential Regulation Authority.

www.legalandgeneral.com

Factsheet produced by FundsLibrary.