

LEGAL & GENERAL LIFE GLOBAL 100 EQUITY INDEX FUND.

(PLEASE NOTE, THIS FUND IS CLOSED FOR NEW INVESTMENTS AND SWITCHES IN.)

FUND FACTS

Product(s)	Portfolio Bond (IPS)
Launch date	6 April 2009
Legal & General life fund size	£7.3 million
Overall fund size	£113.6 million
Number of holdings	104
Annual Fund Charge (AFC)	1.30%
Additional expenses	0.07%
Performance fee	No
Legal & General fund code	DNOU

USING THIS FUND FACTSHEET

When you invest in a bond, your money buys units in one or more funds. These funds pool together money from other investors and a fund manager uses this money to invest in a number of different investments. This **Fund Factsheet** gives you detailed information about a particular fund to help you decide if it's right for you. It's important that you read this together with the **Investor's Guide, Portfolio Bond (IPS) Key Features, Funds key features** and **Illustration(s)** before investing in the bond.

If you're not sure what a word in the **Fund Factsheet** means, please turn to the glossary on page 4.

FUND MANAGEMENT COMPANY

LEGAL & GENERAL

This is basic background information about the company whose fund manager selects the investments that make up the fund.

Legal & General Investment Management (LGIM) is one of Europe's largest institutional asset managers and a major global investor. Throughout the past 40 years they have built their business through understanding what matters most to their clients and transforming this insight into valuable, accessible investment products and solutions. They provide investment expertise across a full spectrum of asset classes including equities, fixed income, commercial property and cash.

FUND MANAGER

LGIM INDEX FUND MANAGEMENT TEAM

The fund manager is professionally qualified to manage funds. It's their job to seek out the best investment opportunities, based on the fund's aim. They often have access to a team of experts to help them decide where to invest.



The Index Fund Management team comprises 25 fund managers, supported by two analysts. Management oversight is provided by the Global Head of Index Funds. The team has average industry experience of 15 years, of which seven years has been at LGIM, and is focused on achieving the equally important objectives of close tracking and maximising returns.

FUND AIM

This is a general description of what the fund aims to achieve, as stated by the fund management company. For a detailed description of what the fund invests in, please see the fund characteristics on page 2.

To track the return of the S&P Global 100 Index converted into pounds sterling (after adjustment for charges and tax) by investing in global shares. In order to accurately track this index the fund will invest in a representative sample of holdings.

ABI SECTOR

ABI UK - GLOBAL EQUITIES-LIFE

This is the ABI sector the fund falls into. ABI sectors are defined by the Association of British Insurers (ABI). The sectors are a way of grouping funds with similar characteristics, so they're easier to compare.

- Funds which invest at least 80% of their assets in equities.
- Funds must be invested in more than one equity region.
- Not to include funds which would otherwise qualify for the Global Emerging Markets Equity sector.

FUND CHARACTERISTICS

This fund tracks an index to give you a return that closely follows the performance of the market or sector outlined in the fund's aim. This means you can invest without relying on a fund manager's expertise to select the right individual investments. Index-tracking funds need less hands-on management than active funds, which means they can offer lower charges and more of your money remains invested.

The fund generally invests in the following:

Equities. To provide the potential for overall returns the fund invests in equities, also known as company shares. This is achieved by receiving a share of companies' profits as dividends, and benefiting from increases in share prices. Equities generally have a higher potential for returns than other investments, which also means a higher risk of loss especially in the short term. It's worth noting that if the shares in the companies chosen perform worse than expected or a major event impacts the shares, the returns on your investment could fall.

Some specific characteristics of the assets held in this fund include:

Overseas. The fund includes investments outside the UK to try to benefit from the greater range of investment opportunities other countries offer. The potentially high rewards of investing overseas are balanced by risks and therefore the returns on your investment could rise and fall more than if it only invested in the UK. This is because some of the investments are held in currencies other than the Pound and their value will change in line with exchange rates. If the Pound strengthens against another currency, the value of the investments held in that currency is likely to fall. However, if the Pound weakens against that currency, their value is likely to rise.

FUND PERFORMANCE AS AT 31 JULY 2017

The graph opposite shows how the fund has performed over the last five years (or since the fund launched) compared with the fund's ABI sector average. The first table shows the total percentage change, over one, three and five years. The second table shows performance for 12-month periods over the last five years, to the end of the last quarter.

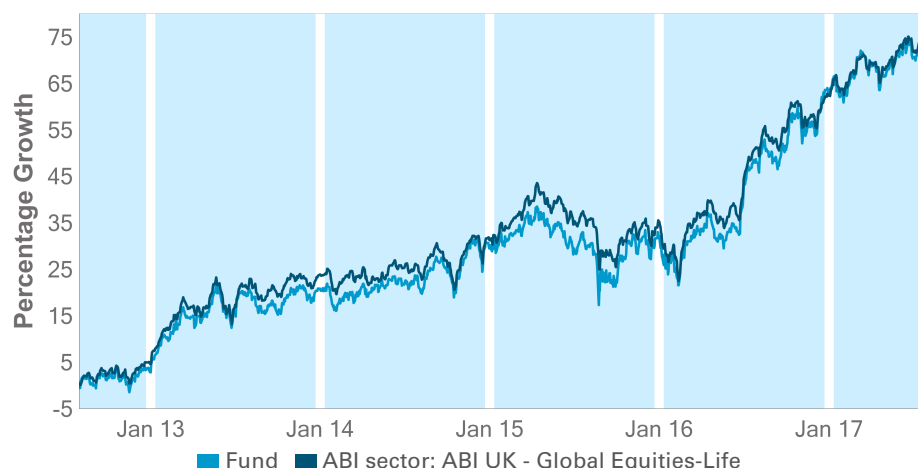
NOTES: Please bear in mind that past performance is not a guide to future returns. The value of your investment and any income taken from it is not guaranteed and may go up and down. You could get back less than you invest.

The performance provided for the fund is:

- Is after all fund charges have been taken,
- is after deduction of tax, and
- assumes all income generated by the investments remains in the fund.

Also:

- The sector values are based on the selling price of units published by all the funds in that ABI sector.
- The values do not take account of any product charges. You can find more information about our charges in the **Portfolio Bond (IPS) Key Features**.



	1 year	3 years	5 years
Fund	15.60	40.32	71.10
ABI sector	14.96	38.30	73.69

ANNUAL FUND PERFORMANCE TO LAST QUARTER (%)

12 months to	30 Jun 13	30 Jun 14	30 Jun 15	30 Jun 16	30 Jun 17
Fund	17.66	5.30	5.22	9.65	21.20
ABI sector	19.35	7.74	7.44	5.50	21.09

Performance data source: Lipper.

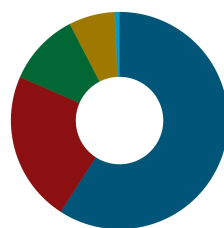
FUND IDENTIFIERS

These are unique codes used to identify a fund. You may find these codes useful if you intend to use financial websites to look up this fund.

ISIN code	GB00B525CJ01
SEDOL code	B525CJ0
MEX code	LGGBLE

REGIONS BREAKDOWN AND ALL BELOW INFORMATION AS AT 31 JULY 2017

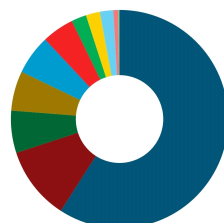
Where in the world the fund currently invests.



US	59.10%	Asia	6.84%
Europe	22.45%	Australia and New Zealand	0.73%
UK	10.88%		

COUNTRY BREAKDOWN

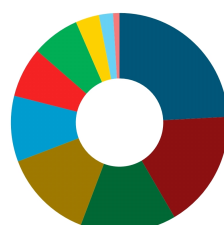
The countries in which the fund currently invests.



United States	59.10%	Spain	2.24%
United Kingdom	10.88%	South Korea	2.08%
Switzerland	6.26%	Netherlands	2.01%
France	5.89%	Australia	0.73%
Germany	5.87%	Sweden	0.18%
Japan	4.76%		

EQUITIES SECTOR BREAKDOWN

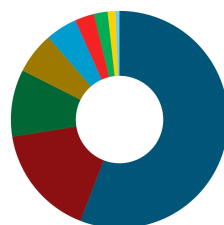
The type of industries and services the fund currently invests.



Technology	24.16%	Consumer services	7.41%
Financials	17.40%	Industrials	7.10%
Consumer goods	14.24%	Basic materials	3.51%
Health care	13.43%	Telecommunications	2.10%
Oil & gas	9.70%	Utilities	0.95%

CURRENCY BREAKDOWN

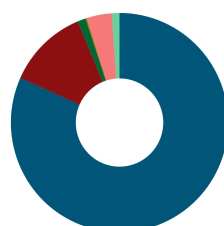
The currencies in which the fund's investments are priced.



US Dollar	55.86%	Unknown	2.86%
Euro	16.60%	Won	2.05%
Pound Sterling	9.98%	Cash	1.15%
Swiss Franc	6.19%	Australian Dollar	0.61%
Yen	4.70%		

EQUITIES MARKET CAPITALISATION

The size of the companies the fund currently invests in.



> £50BN	81.67%	> £5BN and < £10BN	0.17%
> £20BN and < £50BN	12.05%	Unknown market capital	3.75%
> £10BN and < £20BN	1.21%	Cash and equivalents	1.15%

TOP 10 HOLDINGS

The highest valued single holdings in the fund.

Holding	Sector	%
Apple	Technology Hardware & Equipment	7.18%
Microsoft Corp.	Software & Computer Services	5.20%
Johnson & Johnson	Pharmaceuticals & Biotechnology	3.31%
Exxon Mobil Corp.	Oil & Gas Producers	3.14%
JPMorgan Chase & Co.	Banks	3.02%
Alphabet Class A	Software & Computer Services	2.60%
Alphabet Class C	Software & Computer Services	2.57%
Nestle S.A.	Food Producers	2.44%
Procter & Gamble Co.	Household Goods & Home Construction	2.15%
Novartis AG	Pharmaceuticals & Biotechnology	2.07%
Percentage of fund in top 10		33.68%

GLOSSARY

Explanations of some of the words used in this Fund Factsheet.

Additional Expenses	This is the charge that covers various fees and expenses that fund managers may have to pay, such as auditors, trustees, custodian, registrar and regulator fees.
Annual Fund Charge	This is the charge that covers the costs of managing the fund and is taken out as a percentage of the fund's value.
Cash and equivalents	Some funds keep part of your money in cash to add flexibility and aid stability. This includes bank deposits and other investments that can be easily converted into cash.
Fund characteristics	Specific characteristics unique to the type of investments this fund may hold, which may affect your investment return.
Fund size	The total value of all investments held in all Legal & General life versions of the fund.
Launch date	The date the first Legal & General life version of the fund opened for new business.
Legal & General fund code	Each fund has a unique four digit reference code. You'll need to use this code on your application form when you tell us where you would like to invest.
Lipper	A Thomson Reuters company that supplies fund information, analytical tools, and commentary. We use Lipper to provide past performance data on our fund factsheets.
Overall fund size	The total value of all investments held in the underlying fund.
Performance fee	A performance fee is charged to a fund if it performs better than a pre-agreed target. If it applies, your adviser can give you more information or further details are available on request.



WHAT TO DO NEXT

If you would like to invest in this fund, or have any questions, please speak to your adviser. Remember you must read the **Investor's Guide, Portfolio Bond (IPS) Key Features, Funds key features** and **Illustration(s)** before investing in the bond.

IMPORTANT INFORMATION

Source: Legal & General Group PLC unless otherwise stated.

Legal & General Assurance Society Limited. Registered in England and Wales No.166055. Registered office: One Coleman Street, London EC2R 5AA. Authorised by the Prudential Regulation Authority and regulated by the Financial Conduct Authority and the Prudential Regulation Authority.

www.legalandgeneral.com

Factsheet produced by FundsLibrary.