

LEGAL & GENERAL PENSION SCHRODER UK ALPHA PLUS FUND.

FUND FACTS

Product(s)	Portfolio Plus SIPP (ESF/BPWM)
Launch date	10 April 2006
Legal & General pension fund size	£8.0 million
Overall fund size	£990.8 million
Number of holdings	47
Fund Management Charge (FMC)	1.18%
Additional expenses	included in FMC
Performance fee	No
Legal & General fund code	0419


USING THIS FUND FACTSHEET

When you invest in a pension, your money buys units in one or more funds. These funds pool together money from other investors and a fund manager uses this money to invest in a number of different investments. This **Fund Factsheet** gives you detailed information about a particular fund to help you decide if it's right for you. It's important that you read this together with **Investor's Guide, Portfolio Plus SIPP (ESF/BPWM) Key Features, Terms Sheet, Selected Funds Guide for Insured Funds** and **Illustration(s)** before investing in the pension.

FUND MANAGEMENT COMPANY

SCHRODER UNIT TRUSTS LIMITED

This is basic background information about the company whose fund manager selects the investments that make up the fund.

 **Schroders** Schroders manage assets on behalf of large corporate, local authority, central government and charitable entities as well as on behalf of individuals, via mutual funds and investment trusts. Their core skills in devising, producing and delivering products for clients across the full range of asset management activities allow them to meet the needs of this broad spectrum of clients. Schroders is a dynamic organisation that prides itself on its innovation and specialisation. Their goals are completely aligned to those of their clients' - the creation of long-term value.

FUND MANAGER

PHILIP MATTHEWS

The fund manager is professionally qualified to manage funds. It's their job to seek out the best investment opportunities, based on the fund's aim. They often have access to a team of experts to help them decide where to invest.



charterholder

Joins Schroders in October 2013 to take over management of the Schroder UK Alpha Plus Fund Having joined Jupiter at the beginning of 1999 he has managed both retail and UK institutional portfolios since November 2001. Managed the Jupiter Growth & Income Fund since April 2006 and was Deputy Fund Manager of Jupiter Income Trust Prior to this worked at Chesterton plc in the Residential Investment and Development Department Degree in Modern and Medieval Languages, Cambridge University, CFA

FUND AIM

This is a general description of what the fund aims to achieve, as stated by the fund management company. For a detailed description of what the fund invests in, please see the fund characteristics on page 2.

To provide capital growth through investment in UK and other companies. In order to achieve the objective the manager will invest in a focussed portfolio of securities. The emphasis of the fund will be investment in UK companies. The fund may also invest in companies headquartered or quoted outside the UK where those companies have material or critical operations within, or derive significant business from, the UK. Fixed interest securities may be included in the portfolio. Investment will be in directly held transferable securities. The fund may also invest in collective investment schemes, warrants and money market instruments.

ABI SECTOR

ABI UK - UK ALL COMPANIES-PEN

This is the ABI sector the fund falls into. ABI sectors are defined by the Association of British Insurers (ABI). The sectors are a way of grouping funds with similar characteristics, so they're easier to compare.

- Funds which invest at least 80% of their assets in equities quoted on the UK stock market.
- Funds have the primary objective of achieving capital growth or total return.

FUND CHARACTERISTICS

This fund is overseen by an experienced fund manager who makes informed decisions on where to invest your money. The fund manager constantly monitors companies, economic conditions and markets to select and change a portfolio of investments that offers the best opportunities to meet the fund's aim.

The fund generally invests in the following:

Equities. To provide the potential for overall returns the fund invests in equities, also known as company shares. This is achieved by receiving a share of companies' profits as dividends, and benefiting from increases in share prices. Equities generally have a higher potential for returns than other investments, which also means a higher risk of loss especially in the short term. It's worth noting that if the shares in the companies chosen perform worse than expected or a major event impacts the shares, the returns on your investment could fall.

Some specific characteristics of the assets held in this fund include:

Concentration of investments. The fund invests in a limited number of individual holdings, rather than spread across a broad range of holdings. The more concentrated portfolio means the fund manager hand-picks holdings they're confident will perform well, to try to offer higher returns. As with any investment, the fund manager cannot guarantee these holdings will perform well and because there are fewer holdings, a fall in the value of an individual holding can have a major impact on the overall performance of the fund. Therefore there's a higher risk of the returns of your investment falling.

FUND PERFORMANCE AS AT 30 JUNE 2017

The graph opposite shows how the fund has performed over the last five years (or since the fund launched) compared with the fund's ABI sector average. The first table shows the total percentage change, over one, three and five years. The second table shows performance for 12-month periods over the last five years, to the end of the last quarter.

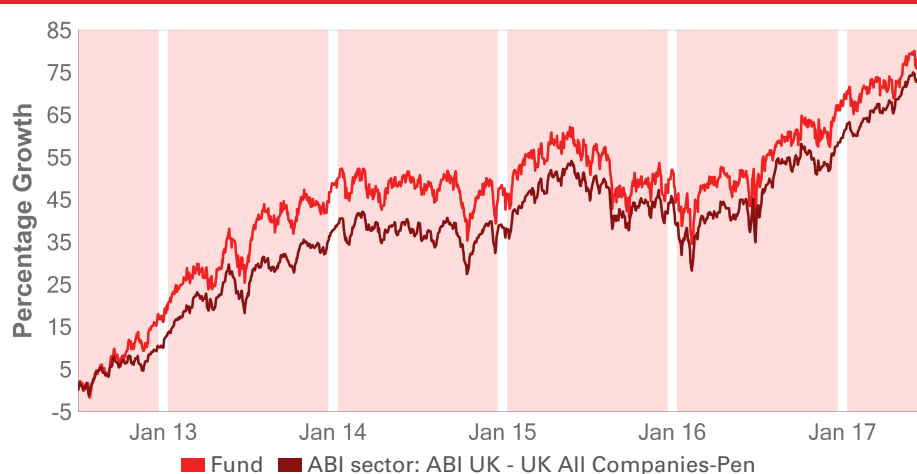
NOTES: Please bear in mind that past performance is not a guide to future returns. The value of your investment and any income taken from it is not guaranteed and may go up and down. You could get back less than you invest.

The performance provided for the fund is:

- Is after all fund charges have been taken, and
- assumes all income generated by the investments remains in the fund.

Also:

- The sector values are based on the selling price of units published by all the funds in that ABI sector.
- The values do not take account of any product charges. You can find more information about our charges in the Members' Policy Booklet.



	1 year	3 years	5 years
Fund	18.97	18.04	78.63
ABI sector	21.71	24.47	72.67

ANNUAL FUND PERFORMANCE TO LAST QUARTER (%)

12 months to	30 Jun 13	30 Jun 14	30 Jun 15	30 Jun 16	30 Jun 17
Fund	31.49	15.09	4.90	-5.42	18.97
ABI sector	22.94	12.84	7.31	-4.69	21.71

Performance data source: Lipper.

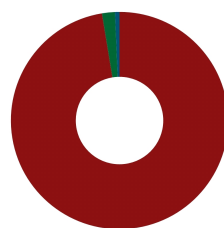
FUND IDENTIFIERS

These are unique codes used to identify a fund. You may find these codes useful if you intend to use financial websites to look up this fund.

ISIN code	GB00B0ZGMN99
SEDOL code	B0ZGMN9
MEX code	LGSUK

REGIONS BREAKDOWN AND ALL BELOW INFORMATION AS AT 30 JUNE 2017

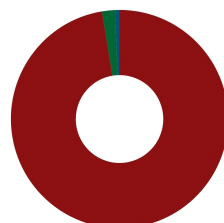
Where in the world the fund currently invests.



UK	98.73%	Unclassified - Cash and Equivalents	-0.68%
Australia and New Zealand	1.95%		

COUNTRY BREAKDOWN

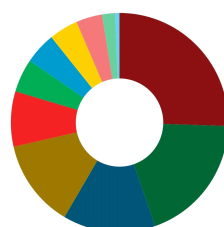
The countries in which the fund currently invests.



United Kingdom	98.73%	Unclassified - Cash and Equivalents	-0.68%
Australia	1.95%		

EQUITIES SECTOR BREAKDOWN

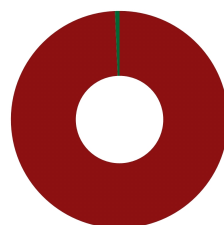
The type of industries and services the fund currently invests.



Financials	25.85%	Consumer goods	4.74%
Consumer services	19.44%	Utilities	4.37%
Oil & gas	13.96%	Telecommunications	3.94%
Industrials	13.18%	Basic materials	1.95%
Health care	8.25%	Cash and equivalents	-0.68%
Technology	5.00%		

CURRENCY BREAKDOWN

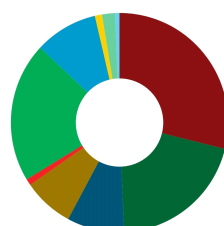
The currencies in which the fund's investments are priced.



Pound Sterling	100.68%	Cash	-0.68%
----------------	---------	------	--------

EQUITIES MARKET CAPITALISATION

The size of the companies the fund currently invests in.



> £50BN	29.27%	> £1BN and < £3BN	20.93%
> £20BN and < £50BN	20.72%	> £250M and < £1BN	9.51%
> £10BN and < £20BN	8.64%	> £50M and < £250M	1.07%
> £5BN and < £10BN	7.63%	Unknown market capital	1.95%
> £3BN and < £5BN	0.96%	Cash and equivalents	-0.68%

TOP 10 HOLDINGS

The highest valued single holdings in the fund.

Holding	Sector	%
Royal Dutch Shell B	Oil & Gas Producers	8.39%
BP	Oil & Gas Producers	5.28%
Standard Chartered	Banks	5.25%
Aviva	Life Insurance	4.76%
British American Tobacco	Tobacco	4.74%
Lloyds Banking Group	Banks	4.57%
GlaxoSmithKline	Pharmaceuticals & Biotechnology	4.18%
Tesco	Food & Drug Retailers	3.62%
Balfour Beatty	Construction & Materials	3.45%
Just Group	Life Insurance	2.99%

Percentage of fund in top 10

47.23%

GLOSSARY

Explanations of some of the words used in this Fund Factsheet.

Additional Expenses	This is the charge that covers various fees and expenses that fund managers may have to pay, such as auditors, trustees, custodian, registrar and regulator fees.
Cash and equivalents	Some funds keep part of your money in cash to add flexibility and aid stability. This includes bank deposits and other investments that can be easily converted into cash.
Fund characteristics	Specific characteristics unique to the type of investments this fund may hold, which may affect your investment return.
Fund Management Charge	This is the charge that covers the costs of managing the fund and is taken out as a percentage of the fund's value.
Fund size	The total value of all investments held in all Legal & General pension versions of the fund.
Launch date	The date the first Legal & General pension version of the fund opened for new business.
Legal & General fund code	Each fund has a unique four digit reference code. You'll need to use this code on your application form when you tell us where you would like to invest.
Lipper	A Thomson Reuters company that supplies fund information, analytical tools, and commentary. We use Lipper to provide past performance data on our fund factsheets.
Overall fund size	The total value of all investments held in the underlying fund.
Performance fee	A performance fee is charged to a fund if it performs better than a pre-agreed target. If it applies, your adviser can give you more information or further details are available on request.



WHAT TO DO NEXT

If you would like to invest in this fund, or have any questions, please speak to your adviser. Remember you must read the **Investor's Guide, Portfolio Plus SIPP (ESF/BPWM) Key Features, Terms Sheet, Selected Funds Guide for Insured Funds** and **Illustration(s)** before investing in the pension.

IMPORTANT INFORMATION

Source: The portfolio details have been supplied by the fund management company and are assumed to be correct by Legal & General. All other data sourced from Legal & General Group PLC unless otherwise stated.

Legal & General (Portfolio Management Services) Limited. Registered in England and Wales No. 2457525. Registered office: One Coleman Street, London EC2R 5AA. Authorised and regulated by the Financial Conduct Authority.

www.legalandgeneral.com

Factsheet produced by FundsLibrary.