

# LEGAL & GENERAL PENSION INDEX LINKED GILT FUND.

## FUND FACTS

Product(s)	Portfolio Plus SIPP (ESF/BPWM)
Launch date	1 October 1982
Fund size	£300.6 million
Number of holdings	26
Fund Management Charge (FMC)	0.20%
Additional expenses	0.01%
Performance fee	No
Legal & General fund code	EAHY

## USING THIS FUND FACTSHEET

When you invest in a pension, your money buys units in one or more funds. These funds pool together money from other investors and a fund manager uses this money to invest in a number of different investments. This **Fund Factsheet** gives you detailed information about a particular fund to help you decide if it's right for you. It's important that you read this together with **Investor's Guide, Portfolio Plus SIPP (ESF/BPWM) Key Features, Terms Sheet, Selected Funds Guide for Insured Funds** and **Illustration(s)** before investing in the pension.

## FUND MANAGEMENT COMPANY

## LEGAL & GENERAL

This is basic background information about the company whose fund manager selects the investments that make up the fund.

Legal & General Investment Management (LGIM) is one of Europe's largest institutional asset managers and a major global investor. Throughout the past 40 years they have built their business through understanding what matters most to their clients and transforming this insight into valuable, accessible investment products and solutions. They provide investment expertise across a full spectrum of asset classes including equities, fixed income, commercial property and cash.

## FUND MANAGER

## SIMON BELL

The fund manager is professionally qualified to manage funds. It's their job to seek out the best investment opportunities, based on the fund's aim. They often have access to a team of experts to help them decide where to invest.



Simon is a portfolio manager within the Fixed Income Solutions team and is responsible for global rates portfolios. Simon joined LGIM in 2012 from Aberdeen Asset Management, where he was a portfolio manager in both the Global Macro and European Product teams. Simon graduated from Bournemouth University with a BA(hons) in financial services.

## FUND AIM

This is a general description of what the fund aims to achieve, as stated by the fund management company. For a detailed description of what the fund invests in, please see the fund characteristics on page 2.

To maximise returns by investing mainly in index linked securities issued predominantly by the UK Government.

## ABI SECTOR

## ABI UK - UK INDEX-LINKED GILTS-PEN

This is the ABI sector the fund falls into. ABI sectors are defined by the Association of British Insurers (ABI). The sectors are a way of grouping funds with similar characteristics, so they're easier to compare.

- Funds which invest at least 95% of their assets in:
  - UK Government Index Linked securities (Index Linked Gilts),
  - UK Government backed Index Linked securities, or
  - Sterling denominated (or hedged back to Sterling) AAA rated, overseas government backed Index Linked securities.
- At least 80% of the fund must be invested in UK Index Linked Government securities (Index Linked Gilts).

## FUND CHARACTERISTICS

This fund is overseen by an experienced fund manager who makes informed decisions on where to invest your money. The fund manager constantly monitors companies, economic conditions and markets to select and change a portfolio of investments that offers the best opportunities to meet the fund's aim.

The fund generally invests in the following:

**Bonds.** To provide the potential for overall returns the fund invests in bonds, also known as fixed interest securities. This is achieved by receiving regular interest on loans to companies or governments. There is a chance the bond issuer could fall into financial difficulty and will not be able to pay the interest or the loan back, which could result in a fall in your investment returns. Bonds can also be sensitive to trends in interest rate movements and if interest rates go up, the returns on your investment are likely to fall as bonds can become less attractive. On the other hand, if interest rates fall, bonds are likely to become more attractive and your investment returns increase.

Some specific characteristics of the assets held in this fund include:

**Concentration of investments.** The fund invests in a limited number of individual holdings, rather than spread across a broad range of holdings. The more concentrated portfolio means the fund manager hand-picks holdings they're confident will perform well, to try to offer higher returns. As with any investment, the fund manager cannot guarantee these holdings will perform well and because there are fewer holdings, a fall in the value of an individual holding can have a major impact on the overall performance of the fund. Therefore there's a higher risk of the returns of your investment falling.

## FUND PERFORMANCE AS AT 30 JUNE 2017

The graph opposite shows how the fund has performed over the last five years (or since the fund launched) compared with the fund's ABI sector average. The first table shows the total percentage change, over one, three and five years. The second table shows performance for 12-month periods over the last five years, to the end of the last quarter.

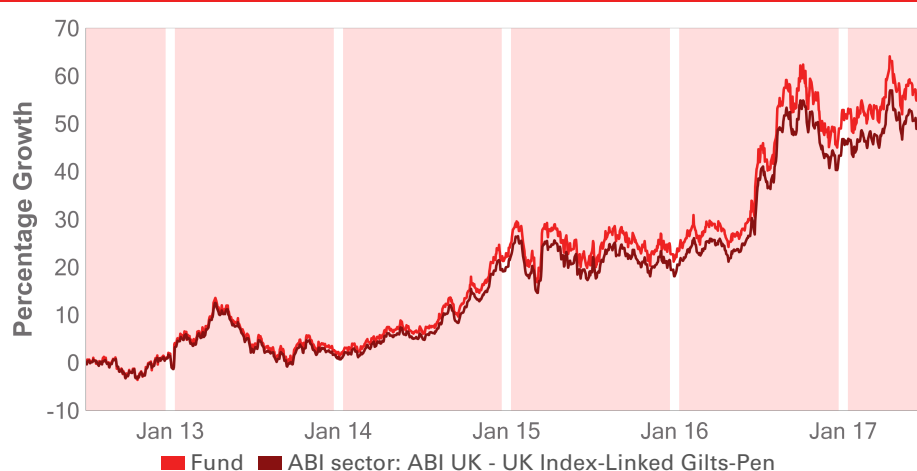
**NOTES:** Please bear in mind that past performance is not a guide to future returns. The value of your investment and any income taken from it is not guaranteed and may go up and down. You could get back less than you invest.

**The performance provided for the fund is:**

- Is after all fund charges have been taken, and
- assumes all income generated by the investments remains in the fund.

**Also:**

- The sector values are based on the selling price of units published by all the funds in that ABI sector.
- The values do not take account of any product charges. You can find more information about our charges in the Members' Policy Booklet.



	1 year	3 years	5 years
<b>Fund</b>	6.87	41.64	51.51
<b>ABI sector</b>	5.98	37.48	44.88

## ANNUAL FUND PERFORMANCE TO LAST QUARTER (%)

12 months to	30 Jun 13	30 Jun 14	30 Jun 15	30 Jun 16	30 Jun 17
<b>Fund</b>	3.76	3.09	14.31	15.94	6.87
<b>ABI sector</b>	2.39	2.93	12.50	15.31	5.98

Performance data source: Lipper.

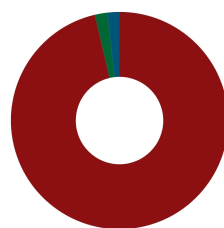
## FUND IDENTIFIERS

These are unique codes used to identify a fund. You may find these codes useful if you intend to use financial websites to look up this fund.

<b>ISIN code</b>	GB00B1269C71
<b>SEDOL code</b>	B1269C7
<b>MEX code</b>	LGIDLG

## ASSET ALLOCATION AND ALL BELOW INFORMATION AS AT 30 JUNE 2017

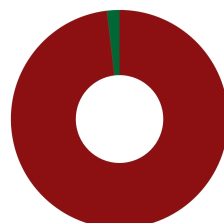
An overview of the types of investments currently held by the fund.



UK gilts	96.35%	UK corporate bonds	1.79%
Cash and equivalents	1.86%		

## REGIONS BREAKDOWN

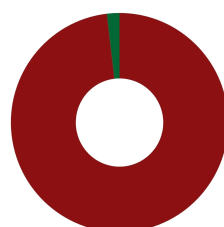
Where in the world the fund currently invests.



UK	98.14%	Unclassified - Cash and Equivalents	1.86%
----	--------	-------------------------------------	-------

## COUNTRY BREAKDOWN

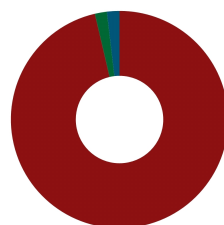
The countries in which the fund currently invests.



United Kingdom	98.14%	Unclassified - Cash and Equivalents	1.86%
----------------	--------	-------------------------------------	-------

## BONDS SECTOR BREAKDOWN

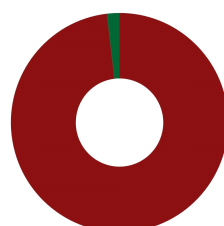
The type of industries and services the fund currently invests.



Government	96.35%	Cash and equivalents	1.86%
Investment grade corporate bonds	1.79%		

## CURRENCY BREAKDOWN

The currencies in which the fund's investments are priced.



Pound Sterling	98.14%	Cash	1.86%
----------------	--------	------	-------

## MATURITY BREAKDOWN

The length of time until the bonds in the fund are due to be repaid. Generally, the longer till the repayment date, the more sensitive the prices of the bonds are to any changes in interest rates.



## CREDIT RATINGS (SOURCE: BLOOMBERG)

The financial strength of the bonds the fund currently invests in. The higher the rating the more likely the bond issuer is to repay the interest or loan. The ratings range from AAA, the highest grade, to C, the lowest grade.



## TOP 10 HOLDINGS

The highest valued single holdings in the fund.

Holding	Sector	%
1¼% Index-linked Treasury Gilt 2055	Bonds	6.05%
2½% Index-linked Treasury Stock 2024	Bonds	6.00%
0 3/8% Index-linked Treasury Gilt 2062	Bonds	5.24%
0 1/8% Index-linked Treasury Gilt 2068	Bonds	5.18%
0¼% Index-linked Treasury Gilt 2047	Bonds	5.01%
0 1/8% Index-linked Treasury Gilt 2044	Bonds	4.88%
1/8 I-L Treasury 2065	Bonds	4.80%
0½% Index-linked Treasury Gilt 2050	Bonds	4.80%
1 7/8% Index-linked Treasury Gilt 2022	Bonds	4.74%
1¼% Index-linked Treasury Gilt 2032	Bonds	4.73%

Percentage of fund in top 10

51.43%

# GLOSSARY

Explanations of some of the words used in this Fund Factsheet.

<b>Additional Expenses</b>	This is the charge that covers various fees and expenses that fund managers may have to pay, such as auditors, trustees, custodian, registrar and regulator fees.
<b>Cash and equivalents</b>	Some funds keep part of your money in cash to add flexibility and aid stability. This includes bank deposits and other investments that can be easily converted into cash.
<b>Fund characteristics</b>	Specific characteristics unique to the type of investments this fund may hold, which may affect your investment return.
<b>Fund Management Charge</b>	This is the charge that covers the costs of managing the fund and is taken out as a percentage of the fund's value.
<b>Fund size</b>	The total value of all investments held in all Legal & General pension versions of the fund.
<b>Launch date</b>	The date the first Legal & General pension version of the fund opened for new business.
<b>Legal &amp; General fund code</b>	Each fund has a unique four digit reference code. You'll need to use this code on your application form when you tell us where you would like to invest.
<b>Lipper</b>	A Thomson Reuters company that supplies fund information, analytical tools, and commentary. We use Lipper to provide past performance data on our fund factsheets.
<b>Performance fee</b>	A performance fee is charged to a fund if it performs better than a pre-agreed target. If it applies, your adviser can give you more information or further details are available on request.



## WHAT TO DO NEXT

If you would like to invest in this fund, or have any questions, please speak to your adviser. Remember you must read the **Investor's Guide, Portfolio Plus SIPP (ESF/BPWM) Key Features, Terms Sheet, Selected Funds Guide for Insured Funds** and **Illustration(s)** before investing in the pension.

## IMPORTANT INFORMATION

Source: Legal & General Group PLC unless otherwise stated.

Legal & General (Portfolio Management Services) Limited. Registered in England and Wales No. 2457525. Registered office: One Coleman Street, London EC2R 5AA. Authorised and regulated by the Financial Conduct Authority.

[www.legalandgeneral.com](http://www.legalandgeneral.com)

Factsheet produced by FundsLibrary.