

LEGAL & GENERAL PENSION STEWART INVESTORS GLOBAL EMERGING MARKETS LEADERS FUND.

(PLEASE NOTE, THIS FUND IS CLOSED FOR NEW INVESTMENTS, SWITCHES IN AND REGULAR CONTRIBUTION.)

FUND FACTS

Product(s)	Portfolio Plus SIPP (ESF/BPWM)
Launch date	10 April 2006
Legal & General pension fund size	£11.3 million
Overall fund size	£2,828.2 million
Number of holdings	55
Fund Management Charge (FMC)	1.24%
Additional expenses	included in FMC
Performance fee	No
Legal & General fund code	0267

USING THIS FUND FACTSHEET

When you invest in a pension, your money buys units in one or more funds. These funds pool together money from other investors and a fund manager uses this money to invest in a number of different investments. This **Fund Factsheet** gives you detailed information about a particular fund to help you decide if it's right for you. It's important that you read this together with **Investor's Guide, Portfolio Plus SIPP (ESF/BPWM) Key Features, Terms Sheet, Selected Funds Guide for Insured Funds** and **Illustration(s)** before investing in the pension.

FUND MANAGEMENT COMPANY

STEWART INVESTORS

This is basic background information about the company whose fund manager selects the investments that make up the fund.



Stewart Investors is an autonomous investment business, ultimately owned by the Commonwealth Bank of Australia. Headquartered in Edinburgh, we also have offices in London, Singapore and Sydney. We provide investment services to both institutional clients such as charities and pension funds and individual investors mainly via financial advisors. Our investors are primarily based in the UK, Europe and Australia, but we also have clients in the USA. We are entrusted with our clients' savings and our goal is to generate superior long-term, risk-adjusted returns by investing in companies through our Asia Pacific, Emerging Market, Worldwide, and Sustainable strategies. Our distinct culture and investment philosophy have remained almost unchanged in more than two decades, since the launch of our first investment strategy in 1988.

FUND MANAGER

ASHISH SWARUP

The fund manager is professionally qualified to manage funds. It's their job to seek out the best investment opportunities, based on the fund's aim. They often have access to a team of experts to help them decide where to invest.



N/A

FUND AIM

This is a general description of what the fund aims to achieve, as stated by the fund management company. For a detailed description of what the fund invests in, please see the fund characteristics on page 2.

To achieve long-term capital growth. The fund invests world-wide in large and mid capitalisation equities in emerging economies, including those companies listed on developed market exchanges whose activities predominantly take place in emerging market countries.

ABI SECTOR

ABI UK - GLOBAL EMERGING MARKETS EQ-PEN

This is the ABI sector the fund falls into. ABI sectors are defined by the Association of British Insurers (ABI). The sectors are a way of grouping funds with similar characteristics, so they're easier to compare.

- Funds which invest at least 80% of their assets in equities from emerging markets, as defined by the FTSE All World Index, without geographical restriction.

FUND CHARACTERISTICS

This fund is overseen by an experienced fund manager who makes informed decisions on where to invest your money. The fund manager constantly monitors companies, economic conditions and markets to select and change a portfolio of investments that offers the best opportunities to meet the fund's aim.

The fund generally invests in the following:

Equities. To provide the potential for overall returns the fund invests in equities, also known as company shares. This is achieved by receiving a share of companies' profits as dividends, and benefiting from increases in share prices. Equities generally have a higher potential for returns than other investments, which also means a higher risk of loss especially in the short term. It's worth noting that if the shares in the companies chosen perform worse than expected or a major event impacts the shares, the returns on your investment could fall.

Some specific characteristics of the assets held in this fund include:

Emerging markets. The fund includes investments in emerging markets, taking advantage of the fast-growing economies in the developing world. These markets can provide higher returns, as well as a higher chance of the returns on your investment either rising or falling than if it invested in more developed markets. Greater risk is taken as it can be harder to buy and sell shares in these countries and the countries themselves are more exposed to political uncertainties. Emerging markets are also not as well regulated and have less protection in place for investments than the UK.

Overseas. The fund includes investments outside the UK to try to benefit from the greater range of investment opportunities other countries offer. The potentially high rewards of investing overseas are balanced by risks and therefore the returns on your investment could rise and fall more than if it only invested in the UK. This is because some of the investments are held in currencies other than the Pound and their value will change in line with exchange rates. If the Pound strengthens against another currency, the value of the investments held in that currency is likely to fall. However, if the Pound weakens against that currency, their value is likely to rise.

FUND PERFORMANCE AS AT 30 JUNE 2017

The graph opposite shows how the fund has performed over the last five years (or since the fund launched) compared with the fund's ABI sector average. The first table shows the total percentage change, over one, three and five years. The second table shows performance for 12-month periods over the last five years, to the end of the last quarter.

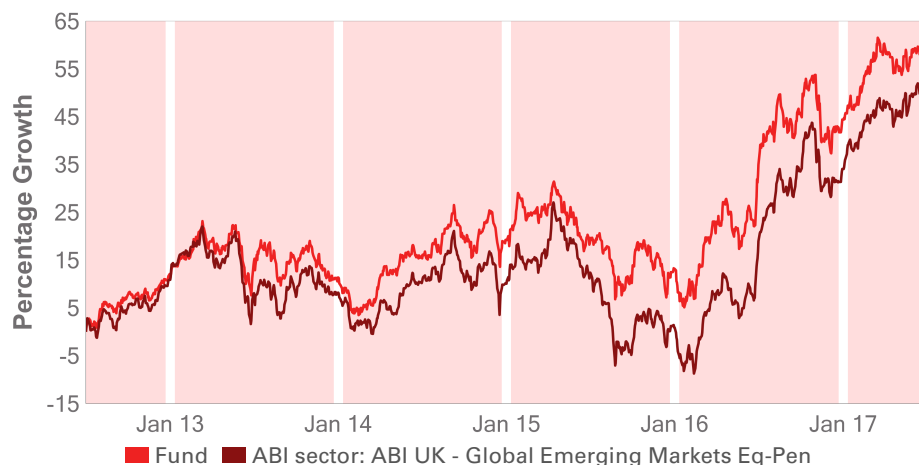
NOTES: Please bear in mind that past performance is not a guide to future returns. The value of your investment and any income taken from it is not guaranteed and may go up and down. You could get back less than you invest.

The performance provided for the fund is:

- Is after all fund charges have been taken, and
- assumes all income generated by the investments remains in the fund.

Also:

- The sector values are based on the selling price of units published by all the funds in that ABI sector.
- The values do not take account of any product charges. You can find more information about our charges in the Members' Policy Booklet.



	1 year	3 years	5 years
Fund	17.82	35.23	58.88
ABI sector	27.66	34.88	51.10

ANNUAL FUND PERFORMANCE TO LAST QUARTER (%)

12 months to	30 Jun 13	30 Jun 14	30 Jun 15	30 Jun 16	30 Jun 17
Fund	12.98	3.99	2.28	12.21	17.82
ABI sector	8.17	3.56	0.66	4.96	27.66

Performance data source: Lipper.

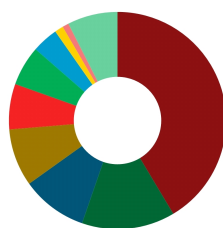
FUND IDENTIFIERS

These are unique codes used to identify a fund. You may find these codes useful if you intend to use financial websites to look up this fund.

ISIN code	GB00B0YTDW53
SEDOL code	B0YTDW5
MEX code	LGPFSE

REGIONS BREAKDOWN AND ALL BELOW INFORMATION AS AT 30 JUNE 2017

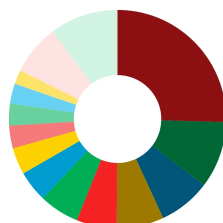
Where in the world the fund currently invests.



Emerging Asia	41.42%	UK	5.95%
South and Central America	13.88%	Developed Europe - excl UK	3.89%
Developed Asia	9.82%	Australia and New Zealand	1.29%
Middle East and Africa	8.57%	Japan	0.94%
Emerging Europe	6.76%	Unclassified - Cash and Equivalents	7.48%

COUNTRY BREAKDOWN

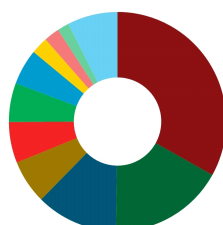
The countries in which the fund currently invests.



India	25.46%	South Korea	3.97%
Taiwan	9.90%	Turkey	3.37%
Hong Kong	7.73%	Mexico	3.26%
South Africa	7.03%	Poland	2.95%
Brazil	5.99%	Singapore	2.09%
United Kingdom	5.95%	Unclassified - Cash and Equivalents	7.48%
Chile	4.64%	Other	10.18%

EQUITIES SECTOR BREAKDOWN

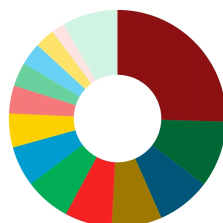
The type of industries and services the fund currently invests.



Consumer goods	33.11%	Telecommunications	5.27%
Financials	17.13%	Consumer services	2.53%
Technology	12.17%	Basic materials	2.30%
Utilities	6.49%	Oil & gas	1.74%
Industrials	6.04%	Cash and equivalents	7.48%
Health care	5.74%		

CURRENCY BREAKDOWN

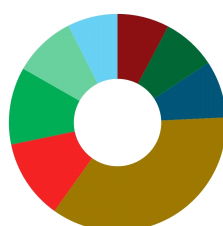
The currencies in which the fund's investments are priced.



Indian Rupee	25.46%	US Dollar	5.06%
New Taiwan Dollar	9.90%	Chilean Peso	4.15%
Pound Sterling	8.02%	Unknown	3.53%
Cash	7.48%	Turkish Lira	3.37%
Rand	7.03%	Zloty	2.95%
Hong Kong Dollar	6.82%	Won	1.93%
Brazilian Real	5.99%	Other	8.31%

EQUITIES MARKET CAPITALISATION

The size of the companies the fund currently invests in.



> £50BN	7.71%	> £3BN and < £5BN	11.88%
> £20BN and < £50BN	8.05%	> £1BN and < £3BN	11.50%
> £10BN and < £20BN	8.49%	Unknown market capital	9.27%
> £5BN and < £10BN	35.62%	Cash and equivalents	7.48%

TOP 10 HOLDINGS

The highest valued single holdings in the fund.

Holding	Sector	%
Uni-President Enterprises Corp.	Food Producers	4.82%
Housing Development Finance Corp.	Financial Services	4.14%
Unilever	Personal Goods	3.88%
Tata Consultancy Services	Software & Computer Services	3.83%
Tata Power Co.	Electricity	3.34%
Compania Cervcerias Unidas S.A.	Beverages	3.00%
Bank Pekao S.A.	Banks	2.95%
CIPLA	Pharmaceuticals & Biotechnology	2.62%
Grupo Financiero Santander Mexico ADS	Banks	2.62%
MediaTek	Technology Hardware & Equipment	2.60%
Percentage of fund in top 10		33.80%

GLOSSARY

Explanations of some of the words used in this Fund Factsheet.

Additional Expenses	This is the charge that covers various fees and expenses that fund managers may have to pay, such as auditors, trustees, custodian, registrar and regulator fees.
Cash and equivalents	Some funds keep part of your money in cash to add flexibility and aid stability. This includes bank deposits and other investments that can be easily converted into cash.
Fund characteristics	Specific characteristics unique to the type of investments this fund may hold, which may affect your investment return.
Fund Management Charge	This is the charge that covers the costs of managing the fund and is taken out as a percentage of the fund's value.
Fund size	The total value of all investments held in all Legal & General pension versions of the fund.
Launch date	The date the first Legal & General pension version of the fund opened for new business.
Legal & General fund code	Each fund has a unique four digit reference code. You'll need to use this code on your application form when you tell us where you would like to invest.
Lipper	A Thomson Reuters company that supplies fund information, analytical tools, and commentary. We use Lipper to provide past performance data on our fund factsheets.
Overall fund size	The total value of all investments held in the underlying fund.
Performance fee	A performance fee is charged to a fund if it performs better than a pre-agreed target. If it applies, your adviser can give you more information or further details are available on request.



WHAT TO DO NEXT

If you would like to invest in this fund, or have any questions, please speak to your adviser. Remember you must read the **Investor's Guide, Portfolio Plus SIPP (ESF/BPWM) Key Features, Terms Sheet, Selected Funds Guide for Insured Funds** and **Illustration(s)** before investing in the pension.

IMPORTANT INFORMATION

Source: The portfolio details have been supplied by the fund management company and are assumed to be correct by Legal & General. All other data sourced from Legal & General Group PLC unless otherwise stated.

Legal & General (Portfolio Management Services) Limited. Registered in England and Wales No. 2457525. Registered office: One Coleman Street, London EC2R 5AA. Authorised and regulated by the Financial Conduct Authority.

www.legalandgeneral.com

Factsheet produced by FundsLibrary.