

LEGAL & GENERAL PENSION M&G NORTH AMERICAN DIVIDEND FUND.

FUND FACTS

Product(s)	Portfolio Plus SIPP (ESF/BPWM)
Launch date	15 January 2007
Legal & General pension fund size	£6.2 million
Overall fund size	£595.1 million
Number of holdings	45
Fund Management Charge (FMC)	1.16%
Additional expenses	included in FMC
Performance fee	No
Legal & General fund code	0518

USING THIS FUND FACTSHEET

When you invest in a pension, your money buys units in one or more funds. These funds pool together money from other investors and a fund manager uses this money to invest in a number of different investments. This **Fund Factsheet** gives you detailed information about a particular fund to help you decide if it's right for you. It's important that you read this together with **Investor's Guide, Portfolio Plus SIPP (ESF/BPWM) Key Features, Terms Sheet, Selected Funds Guide for Insured Funds** and **Illustration(s)** before investing in the pension.

FUND MANAGEMENT COMPANY

M&G INVESTMENTS

This is basic background information about the company whose fund manager selects the investments that make up the fund.



M&G were established in 1931 and firmly believe in offering customers straightforward products, together with clear and balanced information, to help them make the right investment decisions for their needs. Today, M&G are one of the largest active investors in the UK and remain at the forefront of investment thinking, constantly seeking to develop their funds and product range to provide the best investment opportunities. M&G's fund managers focus on companies rather than share prices, and understanding the companies they invest in is a core principle across both equities and fixed interest. M&G funds are underpinned by in-depth knowledge and a dedication to careful and responsible long-term growth.

FUND MANAGER

JOHN WEAVERS

The fund manager is professionally qualified to manage funds. It's their job to seek out the best investment opportunities, based on the fund's aim. They often have access to a team of experts to help them decide where to invest.



John Weavers was appointed manager of the M&G North American Dividend Fund in April 2015; he has been a member of the income franchise since January 2012. John joined M&G as a graduate in 2007 and initially worked within the Equities Research team as an analyst. John graduated from Oxford University in 2006 with an honours degree in politics, philosophy and economics. He is a CFA charterholder.

FUND AIM

This is a general description of what the fund aims to achieve, as stated by the fund management company. For a detailed description of what the fund invests in, please see the fund characteristics on page 2.

To maximise total return (the combination of capital growth and income) whilst aiming to grow distributions over the long term.

ABI SECTOR

ABI UK - NORTH AMERICA EQUITIES-PEN

This is the ABI sector the fund falls into. ABI sectors are defined by the Association of British Insurers (ABI). The sectors are a way of grouping funds with similar characteristics, so they're easier to compare.

- Funds which invest at least 80% of their assets in equities quoted on United States and Canadian stock markets.

FUND CHARACTERISTICS

This fund is overseen by an experienced fund manager who makes informed decisions on where to invest your money. The fund manager constantly monitors companies, economic conditions and markets to select and change a portfolio of investments that offers the best opportunities to meet the fund's aim.

The fund generally invests in the following:

Equities. To provide the potential for overall returns the fund invests in equities, also known as company shares. This is achieved by receiving a share of companies' profits as dividends, and benefiting from increases in share prices. Equities generally have a higher potential for returns than other investments, which also means a higher risk of loss especially in the short term. It's worth noting that if the shares in the companies chosen perform worse than expected or a major event impacts the shares, the returns on your investment could fall.

Some specific characteristics of the assets held in this fund include:

Overseas. The fund includes investments outside the UK to try to benefit from the greater range of investment opportunities other countries offer. The potentially high rewards of investing overseas are balanced by risks and therefore the returns on your investment could rise and fall more than if it only invested in the UK. This is because some of the investments are held in currencies other than the Pound and their value will change in line with exchange rates. If the Pound strengthens against another currency, the value of the investments held in that currency is likely to fall. However, if the Pound weakens against that currency, their value is likely to rise.

FUND PERFORMANCE AS AT 30 JUNE 2017

The graph opposite shows how the fund has performed over the last five years (or since the fund launched) compared with the fund's ABI sector average. The first table shows the total percentage change, over one, three and five years. The second table shows performance for 12-month periods over the last five years, to the end of the last quarter.

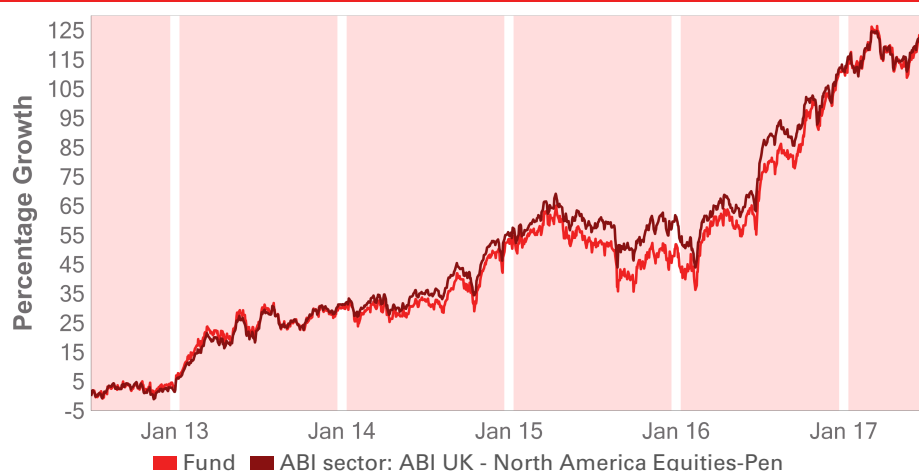
NOTES: Please bear in mind that past performance is not a guide to future returns. The value of your investment and any income taken from it is not guaranteed and may go up and down. You could get back less than you invest.

The performance provided for the fund is:

- Is after all fund charges have been taken, and
- assumes all income generated by the investments remains in the fund.

Also:

- The sector values are based on the selling price of units published by all the funds in that ABI sector.
- The values do not take account of any product charges. You can find more information about our charges in the Members' Policy Booklet.



	1 year	3 years	5 years
Fund	31.88	66.07	123.18
ABI sector	23.84	60.90	119.91

ANNUAL FUND PERFORMANCE TO LAST QUARTER (%)

12 months to	30 Jun 13	30 Jun 14	30 Jun 15	30 Jun 16	30 Jun 17
Fund	24.29	8.12	13.72	10.73	31.88
ABI sector	23.62	10.56	15.46	12.52	23.84

Performance data source: Lipper.

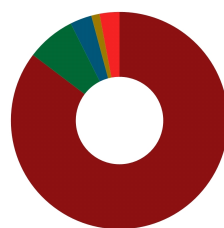
FUND IDENTIFIERS

These are unique codes used to identify a fund. You may find these codes useful if you intend to use financial websites to look up this fund.

ISIN code	GB00B1L9GV55
SEDOL code	B1L9GV5
MEX code	LGPMGA

REGIONS BREAKDOWN AND ALL BELOW INFORMATION AS AT 30 JUNE 2017

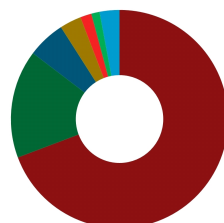
Where in the world the fund currently invests.



North America	85.32%	Unclassified - Property	1.24%
Developed Europe - excl UK	7.27%	Unclassified - Cash and Equivalents	2.95%
Developed Asia	3.22%		

COUNTRY BREAKDOWN

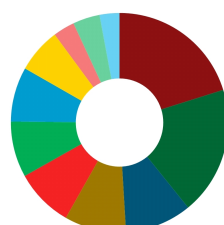
The countries in which the fund currently invests.



United States	69.27%	Netherlands	1.66%
Canada	16.05%	Unclassified - Property	1.24%
Ireland	5.61%	Unclassified - Cash and Equivalents	2.95%
Singapore	3.22%		

EQUITIES SECTOR BREAKDOWN

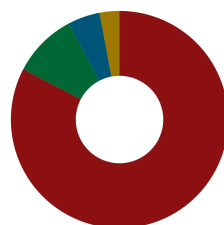
The type of industries and services the fund currently invests.



Financials	20.18%	Basic materials	8.07%
Health care	18.95%	Consumer goods	6.62%
Consumer services	9.92%	Utilities	3.20%
Oil & gas	9.18%	Non-classified	4.02%
Technology	8.66%	Cash and equivalents	2.95%
Industrials	8.25%		

CURRENCY BREAKDOWN

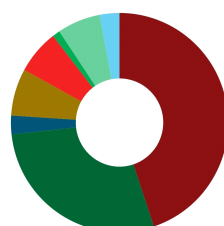
The currencies in which the fund's investments are priced.



US Dollar	82.66%	Unknown	4.75%
Canadian Dollar	9.64%	Cash	2.95%

EQUITIES MARKET CAPITALISATION

The size of the companies the fund currently invests in.



> £50BN	44.88%	> £3BN and < £5BN	6.53%
> £20BN and < £50BN	28.39%	> £1BN and < £3BN	1.13%
> £10BN and < £20BN	2.75%	Unknown market capital	6.41%
> £5BN and < £10BN	6.96%	Cash and equivalents	2.95%

TOP 10 HOLDINGS

The highest valued single holdings in the fund.

Holding

Methanex Corp.
UnitedHealth Group
Microsoft Corp.
REYNOLDS AMERICAN INC USD 0.0001 COM
STK
Las Vegas Sands
Fidelity Natl Information Services
Mastercard CL A
Medtronic
Wells Fargo & Co.
Broadcom Limited

Sector

Chemicals 6.41%
Health Care Equipment & Services 5.78%
Software & Computer Services 4.23%
Non-Classified 4.02%
Travel & Leisure 3.57%
Support Services 3.54%
Financial Services 3.51%
Health Care Equipment & Services 3.49%
Banks 3.23%
Technology Hardware & Equipment 3.22%

Percentage of fund in top 10 41.00%

GLOSSARY

Explanations of some of the words used in this Fund Factsheet.

Additional Expenses	This is the charge that covers various fees and expenses that fund managers may have to pay, such as auditors, trustees, custodian, registrar and regulator fees.
Cash and equivalents	Some funds keep part of your money in cash to add flexibility and aid stability. This includes bank deposits and other investments that can be easily converted into cash.
Fund characteristics	Specific characteristics unique to the type of investments this fund may hold, which may affect your investment return.
Fund Management Charge	This is the charge that covers the costs of managing the fund and is taken out as a percentage of the fund's value.
Fund size	The total value of all investments held in all Legal & General pension versions of the fund.
Launch date	The date the first Legal & General pension version of the fund opened for new business.
Legal & General fund code	Each fund has a unique four digit reference code. You'll need to use this code on your application form when you tell us where you would like to invest.
Lipper	A Thomson Reuters company that supplies fund information, analytical tools, and commentary. We use Lipper to provide past performance data on our fund factsheets.
Overall fund size	The total value of all investments held in the underlying fund.
Performance fee	A performance fee is charged to a fund if it performs better than a pre-agreed target. If it applies, your adviser can give you more information or further details are available on request.



WHAT TO DO NEXT

If you would like to invest in this fund, or have any questions, please speak to your adviser. Remember you must read the **Investor's Guide, Portfolio Plus SIPP (ESF/BPWM) Key Features, Terms Sheet, Selected Funds Guide for Insured Funds** and **Illustration(s)** before investing in the pension.

IMPORTANT INFORMATION

Source: The portfolio details have been supplied by the fund management company and are assumed to be correct by Legal & General. All other data sourced from Legal & General Group PLC unless otherwise stated.

Legal & General (Portfolio Management Services) Limited. Registered in England and Wales No. 2457525. Registered office: One Coleman Street, London EC2R 5AA. Authorised and regulated by the Financial Conduct Authority.

www.legalandgeneral.com

Factsheet produced by FundsLibrary.