

LEGAL & GENERAL PENSION NEWTON GLOBAL INCOME FUND.

FUND FACTS

Product(s)	Portfolio Plus SIPP (ESF/BPWM)
Launch date	15 January 2007
Legal & General pension fund size	£21.0 million
Overall fund size	£5,560.8 million
Number of holdings	51
Fund Management Charge (FMC)	1.14%
Additional expenses	included in FMC
Performance fee	No
Legal & General fund code	0522

USING THIS FUND FACTSHEET

When you invest in a pension, your money buys units in one or more funds. These funds pool together money from other investors and a fund manager uses this money to invest in a number of different investments. This **Fund Factsheet** gives you detailed information about a particular fund to help you decide if it's right for you. It's important that you read this together with **Investor's Guide, Portfolio Plus SIPP (ESF/BPWM) Key Features, Terms Sheet, Selected Funds Guide for Insured Funds** and **Illustration(s)** before investing in the pension.

FUND MANAGEMENT COMPANY

NEWTON

This is basic background information about the company whose fund manager selects the investments that make up the fund.

NEWTON

The Power of Ideas
A BNY MELLON COMPANY

Newton Investment Management is a London based, global investment management subsidiary of The Bank of New York Mellon Corporation. Their global, thematic approach to investment has been highly regarded for over 30 years and proved to be invaluable in overcoming the short-term uncertainties that afflict financial markets and challenge investors. Newton's investment managers are backed by strong teams and, in particular, they employ highly qualified career analysts, many of whom have direct experience in the global sectors for which they are responsible.

FUND MANAGER

NICK CLAY

The fund manager is professionally qualified to manage funds. It's their job to seek out the best investment opportunities, based on the fund's aim. They often have access to a team of experts to help them decide where to invest.



Nick Clay graduated in 1990 with a degree in Economics and Philosophy, he joined the Sun Alliance UK Equity Team. After gaining his professional qualifications to become a member of the Institute of Investment Management and Research, Nick moved to Provident Mutual Investment Managers (to latterly become Morley Fund Management). His responsibilities were to manage the Unit Linked Funds, plus assist with the main With Profits Funds. Nick joined Newton in November 2000 as a Specialist Benchmark Manager.

FUND AIM

This is a general description of what the fund aims to achieve, as stated by the fund management company. For a detailed description of what the fund invests in, please see the fund characteristics on page 2.

Increasing income and capital growth over the long term by investing in shares (such as equities) and similar investments of companies listed or located throughout the world.

ABI SECTOR

ABI UK - GLOBAL EQUITIES-PEN

This is the ABI sector the fund falls into. ABI sectors are defined by the Association of British Insurers (ABI). The sectors are a way of grouping funds with similar characteristics, so they're easier to compare.

- Funds which invest at least 80% of their assets in equities.
- Funds must be invested in more than one equity region.
- Not to include funds which would otherwise qualify for the Global Emerging Markets Equity sector.

FUND CHARACTERISTICS

This fund is overseen by an experienced fund manager who makes informed decisions on where to invest your money. The fund manager constantly monitors companies, economic conditions and markets to select and change a portfolio of investments that offers the best opportunities to meet the fund's aim.

The fund generally invests in the following:

Equities. To provide the potential for overall returns the fund invests in equities, also known as company shares. This is achieved by receiving a share of companies' profits as dividends, and benefiting from increases in share prices. Equities generally have a higher potential for returns than other investments, which also means a higher risk of loss especially in the short term. It's worth noting that if the shares in the companies chosen perform worse than expected or a major event impacts the shares, the returns on your investment could fall.

Some specific characteristics of the assets held in this fund include:

Emerging markets. The fund includes investments in emerging markets, taking advantage of the fast-growing economies in the developing world. These markets can provide higher returns, as well as a higher chance of the returns on your investment either rising or falling than if it invested in more developed markets. Greater risk is taken as it can be harder to buy and sell shares in these countries and the countries themselves are more exposed to political uncertainties. Emerging markets are also not as well regulated and have less protection in place for investments than the UK.

Concentration of investments. The fund invests in a limited number of individual holdings, rather than spread across a broad range of holdings. The more concentrated portfolio means the fund manager hand-picks holdings they're confident will perform well, to try to offer higher returns. As with any investment, the fund manager cannot guarantee these holdings will perform well and because there are fewer holdings, a fall in the value of an individual holding can have a major impact on the overall performance of the fund. Therefore there's a higher risk of the returns of your investment falling.

Smaller companies. The fund invests in smaller companies. Investments in smaller companies tend to be riskier than investments in larger companies because they can:

- be harder to buy and sell; or
- go up and down in value more often and by larger amounts, especially in the short term.

These risks may increase with market uncertainty and it could become even less easy for the fund to buy and sell investments. If this happens, the value of the fund may fall and in extreme circumstances this may also force a delay in buying and selling investments in the fund. The fund can only delay paying out if it is in the interests of all investors and with the permission of the fund trustee or depositary.

Overseas. The fund includes investments outside the UK to try to benefit from the greater range of investment opportunities other countries offer. The potentially high rewards of investing overseas are balanced by risks and therefore the returns on your investment could rise and fall more than if it only invested in the UK. This is because some of the investments are held in currencies other than the Pound and their value will change in line with exchange rates. If the Pound strengthens against another currency, the value of the investments held in that currency is likely to fall. However, if the Pound weakens against that currency, their value is likely to rise.

FUND PERFORMANCE AS AT 30 JUNE 2017

The graph opposite shows how the fund has performed over the last five years (or since the fund launched) compared with the fund's ABI sector average. The first table shows the total percentage change, over one, three and five years. The second table shows performance for 12-month periods over the last five years, to the end of the last quarter.

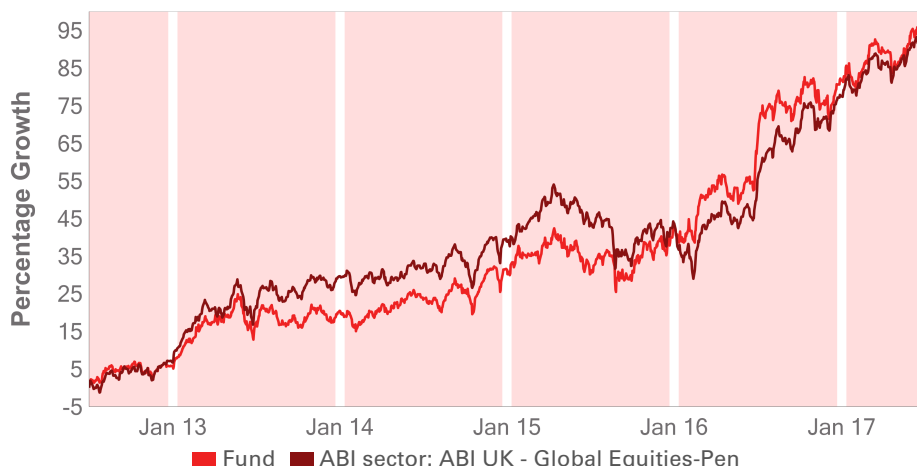
NOTES: Please bear in mind that past performance is not a guide to future returns. The value of your investment and any income taken from it is not guaranteed and may go up and down. You could get back less than you invest.

The performance provided for the fund is:

- Is after all fund charges have been taken, and
- assumes all income generated by the investments remains in the fund.

Also:

- The sector values are based on the selling price of units published by all the funds in that ABI sector.
- The values do not take account of any product charges. You can find more information about our charges in the Members' Policy Booklet.



	1 year	3 years	5 years
Fund	17.49	55.29	94.19
ABI sector	24.31	43.69	91.98

ANNUAL FUND PERFORMANCE TO LAST QUARTER (%)

12 months to	30 Jun 13	30 Jun 14	30 Jun 15	30 Jun 16	30 Jun 17
Fund	16.80	7.06	6.28	24.36	17.49
ABI sector	22.19	9.34	8.39	6.63	24.31

Performance data source: Lipper.


FUND IDENTIFIERS

These are unique codes used to identify a fund. You may find these codes useful if you intend to use financial websites to look up this fund.

ISIN code	GB00B1L9GZ93
SEDOL code	B1L9GZ9
MEX code	LGPNHI


REGIONS BREAKDOWN AND ALL BELOW INFORMATION AS AT 30 JUNE 2017

Where in the world the fund currently invests.



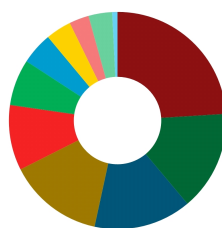
COUNTRY BREAKDOWN

The countries in which the fund currently invests.



EQUITIES SECTOR BREAKDOWN

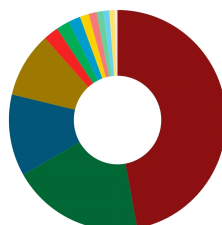
The type of industries and services the fund currently invests.



Consumer goods	24.02%	Industrials	4.76%
Health care	14.86%	Oil & gas	3.81%
Consumer services	14.52%	Telecommunications	2.93%
Technology	14.18%	Non-classified	3.52%
Financials	9.72%	Cash and equivalents	0.79%
Utilities	6.89%		

CURRENCY BREAKDOWN

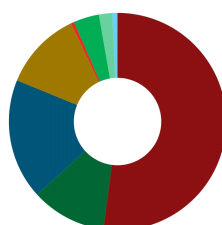
The currencies in which the fund's investments are priced.



US Dollar	47.09%	Hong Kong Dollar	1.34%
Pound Sterling	19.63%	Australian Dollar	1.16%
Euro	12.02%	New Israeli Shekel	1.03%
Swiss Franc	9.63%	Won	0.86%
Norwegian Krone	2.24%	Cash	0.79%
Yen	1.99%	New Zealand Dollar	0.44%
Swedish Krona	1.78%		

EQUITIES MARKET CAPITALISATION

The size of the companies the fund currently invests in.



> £50BN	52.09%	> £3BN and < £5BN	0.44%
> £20BN and < £50BN	11.18%	> £1BN and < £3BN	3.83%
> £10BN and < £20BN	17.91%	Unknown market capital	1.97%
> £5BN and < £10BN	11.79%	Cash and equivalents	0.79%

TOP 10 HOLDINGS

The highest valued single holdings in the fund.

Holding	Sector	%
Microsoft Corp.	Software & Computer Services	5.72%
Reynolds American Inc Com Stk USD0.0001	Non-Classified	3.52%
CA Inc	Software & Computer Services	3.21%
Philip Morris International	Tobacco	3.16%
Novartis AG	Pharmaceuticals & Biotechnology	3.00%
Unilever	Personal Goods	2.94%
Cisco Systems	Technology Hardware & Equipment	2.94%
Diageo	Beverages	2.92%
McDonalds Corp	Travel & Leisure	2.73%
Relx NV	Media	2.69%
Percentage of fund in top 10		32.83%

GLOSSARY

Explanations of some of the words used in this Fund Factsheet.

Additional Expenses	This is the charge that covers various fees and expenses that fund managers may have to pay, such as auditors, trustees, custodian, registrar and regulator fees.
Cash and equivalents	Some funds keep part of your money in cash to add flexibility and aid stability. This includes bank deposits and other investments that can be easily converted into cash.
Fund characteristics	Specific characteristics unique to the type of investments this fund may hold, which may affect your investment return.
Fund Management Charge	This is the charge that covers the costs of managing the fund and is taken out as a percentage of the fund's value.
Fund size	The total value of all investments held in all Legal & General pension versions of the fund.
Launch date	The date the first Legal & General pension version of the fund opened for new business.
Legal & General fund code	Each fund has a unique four digit reference code. You'll need to use this code on your application form when you tell us where you would like to invest.
Lipper	A Thomson Reuters company that supplies fund information, analytical tools, and commentary. We use Lipper to provide past performance data on our fund factsheets.
Overall fund size	The total value of all investments held in the underlying fund.
Performance fee	A performance fee is charged to a fund if it performs better than a pre-agreed target. If it applies, your adviser can give you more information or further details are available on request.



WHAT TO DO NEXT

If you would like to invest in this fund, or have any questions, please speak to your adviser. Remember you must read the **Investor's Guide, Portfolio Plus SIPP (ESF/BPWM) Key Features, Terms Sheet, Selected Funds Guide for Insured Funds** and **Illustration(s)** before investing in the pension.

IMPORTANT INFORMATION

Source: The portfolio details have been supplied by the fund management company and are assumed to be correct by Legal & General. All other data sourced from Legal & General Group PLC unless otherwise stated.

Legal & General (Portfolio Management Services) Limited. Registered in England and Wales No. 2457525. Registered office: One Coleman Street, London EC2R 5AA. Authorised and regulated by the Financial Conduct Authority.

www.legalandgeneral.com

Factsheet produced by FundsLibrary.