

# LEGAL & GENERAL PENSION CASH FUND.

## FUND FACTS

Product(s)	Portfolio Plus SIPP (ESF/BPWM)
Launch date	21 December 1977
Legal & General pension fund size	£1,085.3 million
Overall fund size	£1,319.4 million
Number of holdings	79
Fund Management Charge (FMC)	0.20%
Additional expenses	0.01%
Performance fee	No
Legal & General fund code	EABY

## USING THIS FUND FACTSHEET

When you invest in a pension, your money buys units in one or more funds. These funds pool together money from other investors and a fund manager uses this money to invest in a number of different investments. This **Fund Factsheet** gives you detailed information about a particular fund to help you decide if it's right for you. It's important that you read this together with **Investor's Guide, Portfolio Plus SIPP (ESF/BPWM) Key Features, Terms Sheet, Selected Funds Guide for Insured Funds** and **Illustration(s)** before investing in the pension.

## FUND MANAGEMENT COMPANY

This is basic background information about the company whose fund manager selects the investments that make up the fund.

## LEGAL & GENERAL

Legal & General Investment Management (LGIM) is one of Europe's largest institutional asset managers and a major global investor. Throughout the past 40 years they have built their business through understanding what matters most to their clients and transforming this insight into valuable, accessible investment products and solutions. They provide investment expertise across a full spectrum of asset classes including equities, fixed income, commercial property and cash.

## FUND MANAGER

## JENNIFER GILLESPIE

The fund manager is professionally qualified to manage funds. It's their job to seek out the best investment opportunities, based on the fund's aim. They often have access to a team of experts to help them decide where to invest.



Scotland.

Jennifer Gillespie is Head of Money Markets and the Fund Manager for Legal & General's Cash Trust. She joined LGIM in 2008 from Scottish Widows Investment Partnership (SWIP) where she held the title of Investment Director, Money Market Funds. Prior to that, she was a Treasury Manager with Scottish Widows Bank (SWB). Jennifer graduated from the University of Waterloo in Canada with a BA (Hons) in Soviet Studies and is also an Associate of the Chartered Institute of Bankers in

## FUND AIM

This is a general description of what the fund aims to achieve, as stated by the fund management company. For a detailed description of what the fund invests in, please see the fund characteristics on page 2.

To provide capital protection with growth at short term interest rates. The fund invests in the short term money markets such as bank deposits and Treasury Bills. Notes: A. The fund does not invest in any asset types where the capital value can fall, such as fixed interest securities. The value of the fund's assets would only fall if a deposit holder or the UK Government were unable to meet their obligations. B. If the interest earned by the fund's assets is insufficient to cover the annual fund charge and any additional fund expenses, the value of your pension will fall.

## ABI SECTOR

## ABI UK - DEPOSIT & TREASURY-PEN

This is the ABI sector the fund falls into. ABI sectors are defined by the Association of British Insurers (ABI). The sectors are a way of grouping funds with similar characteristics, so they're easier to compare.

- Funds in this sector are not 'no risk' funds but to satisfy the sector parameters they must have stability of capital as the principal and overriding objective.
- Funds must invest 100% of their assets in sterling denominated permitted instruments.
- Permitted instruments must not have a final maturity greater than 12 months.
- The investment quality of each of the permitted instruments must be closely matched with the fund's objective of stability of capital.
- The permitted instruments for this sector are:
  - Current Account Cash
  - Time Deposits (including call accounts)
  - Certificates of Deposit
  - UK Treasury Bills
  - UK Short Gilts
- Insured funds that track a recognised cash index, such as the Bank of England base interest rate, can be included.

## FUND CHARACTERISTICS

This fund is overseen by an experienced fund manager who makes informed decisions on where to invest your money. The fund manager constantly monitors companies, economic conditions and markets to select and change a portfolio of investments that offers the best opportunities to meet the fund's aim.

The fund generally invests in the following:

**Cash.** To provide the potential for overall returns the fund invests in cash. This is where money is lent to banks and similar organisations who repay the deposit, plus interest, after a set period of time. Cash is seen as one of the safest investments, but it also has the lowest potential for returns. It offers stability and when other investments are falling, cash will be best positioned to secure your money. However, the returns on your investment could fall if any of the financial institutes suffer financial difficulty or become insolvent and cannot pay back some or all the amount held with them.

## FUND PERFORMANCE AS AT 30 JUNE 2017

The graph opposite shows how the fund has performed over the last five years (or since the fund launched) compared with the fund's ABI sector average. The first table shows the total percentage change, over one, three and five years. The second table shows performance for 12-month periods over the last five years, to the end of the last quarter.

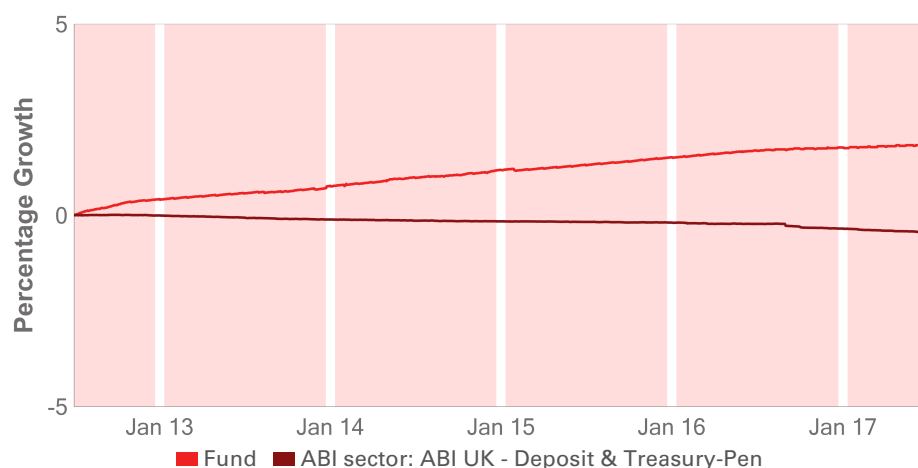
**NOTES:** Please bear in mind that past performance is not a guide to future returns. The value of your investment and any income taken from it is not guaranteed and may go up and down. You could get back less than you invest.

**The performance provided for the fund is:**

- Is after all fund charges have been taken, and
- assumes all income generated by the investments remains in the fund.

**Also:**

- The sector values are based on the selling price of units published by all the funds in that ABI sector.
- The values do not take account of any product charges. You can find more information about our charges in the Members' Policy Booklet.



	1 year	3 years	5 years
<b>Fund</b>	0.16	0.86	1.85
<b>ABI sector</b>	-0.22	-0.30	-0.44

## ANNUAL FUND PERFORMANCE TO LAST QUARTER (%)

12 months to	30 Jun 13	30 Jun 14	30 Jun 15	30 Jun 16	30 Jun 17
<b>Fund</b>	0.58	0.40	0.33	0.37	0.16
<b>ABI sector</b>	-0.06	-0.08	-0.03	-0.05	-0.22

Performance data source: Lipper.


## FUND IDENTIFIERS

These are unique codes used to identify a fund. You may find these codes useful if you intend to use financial websites to look up this fund.

<b>ISIN code</b>	GB00B1269612
<b>SEDOL code</b>	B126961
<b>MEX code</b>	LGECAS

## ASSET ALLOCATION AND ALL BELOW INFORMATION AS AT 30 JUNE 2017

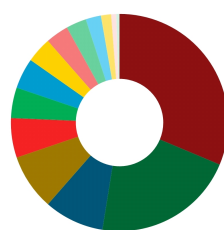
An overview of the types of investments currently held by the fund.



■ Cash and equivalents 100.00%

## COUNTRY BREAKDOWN

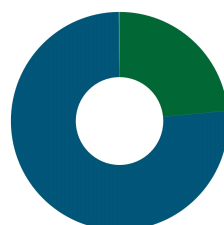
The countries in which the fund currently invests.



Japan	31.32%	Netherlands	3.79%
France	21.21%	United States	3.41%
United Kingdom	8.92%	Qatar	3.03%
Sweden	8.33%	Australia	2.27%
China	5.88%	Germany	1.51%
Switzerland	4.55%	Singapore	0.76%
United Arab Emirates	4.54%	Other	0.48%

## CREDIT RATINGS (SOURCE: STANDARD &amp; POOR'S)

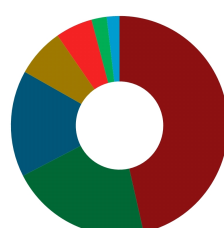
The financial strength of the bonds the fund currently invests in. The higher the rating the more likely the bond issuer is to repay the interest or loan. The ratings range from AAA, the highest grade, to C, the lowest grade.



AA	23.49%	Other	0.10%
A	76.41%		

## DAYS TO MATURITY


The length of time until the deposits in the fund are due to be repaid. Generally, the longer till the repayment date, the more sensitive the prices of the deposits are to any changes in interest rates.



0-30	46.43%	180+	5.50%
31-60	20.99%	151-180	2.27%
61-90	15.72%	91-120	1.89%
121-150	7.20%		

## CURRENCY BREAKDOWN

The currencies in which the fund's investments are priced.



Pound Sterling	100.00%
----------------	---------

## TOP 10 HOLDINGS

The highest valued single holdings in the fund.

Holding	Sector	%
National Bank of Abu Dhabi	Cash and Equivalents	4.54%
Bank of Tokyo	Cash and Equivalents	4.54%
Banque NAC de Paris	Cash and Equivalents	3.79%
Sumitomo Mitsui Bank	Cash and Equivalents	3.79%
Societe Generale	Cash and Equivalents	3.79%
BRED Banque Populaire	Cash and Equivalents	3.41%
Sumitomo Mitsui Bank	Cash and Equivalents	3.10%
Sumitomo Mitsui Bank	Cash and Equivalents	3.03%
Norinchukin Bank	Cash and Equivalents	2.50%
Nordea Bank	Cash and Equivalents	2.27%

Percentage of fund in top 10 34.76%

# GLOSSARY

Explanations of some of the words used in this Fund Factsheet.

<b>Additional Expenses</b>	This is the charge that covers various fees and expenses that fund managers may have to pay, such as auditors, trustees, custodian, registrar and regulator fees.
<b>Cash and equivalents</b>	Some funds keep part of your money in cash to add flexibility and aid stability. This includes bank deposits and other investments that can be easily converted into cash.
<b>Fund characteristics</b>	Specific characteristics unique to the type of investments this fund may hold, which may affect your investment return.
<b>Fund Management Charge</b>	This is the charge that covers the costs of managing the fund and is taken out as a percentage of the fund's value.
<b>Fund size</b>	The total value of all investments held in all Legal & General pension versions of the fund.
<b>Launch date</b>	The date the first Legal & General pension version of the fund opened for new business.
<b>Legal &amp; General fund code</b>	Each fund has a unique four digit reference code. You'll need to use this code on your application form when you tell us where you would like to invest.
<b>Lipper</b>	A Thomson Reuters company that supplies fund information, analytical tools, and commentary. We use Lipper to provide past performance data on our fund factsheets.
<b>Overall fund size</b>	The total value of all investments held in the underlying fund.
<b>Performance fee</b>	A performance fee is charged to a fund if it performs better than a pre-agreed target. If it applies, your adviser can give you more information or further details are available on request.



## WHAT TO DO NEXT

If you would like to invest in this fund, or have any questions, please speak to your adviser. Remember you must read the **Investor's Guide, Portfolio Plus SIPP (ESF/BPWM) Key Features, Terms Sheet, Selected Funds Guide for Insured Funds** and **Illustration(s)** before investing in the pension.

## IMPORTANT INFORMATION

Source: Legal & General Group PLC unless otherwise stated.

Legal & General (Portfolio Management Services) Limited. Registered in England and Wales No. 2457525. Registered office: One Coleman Street, London EC2R 5AA. Authorised and regulated by the Financial Conduct Authority.

[www.legalandgeneral.com](http://www.legalandgeneral.com)

Factsheet produced by FundsLibrary.