



B Share Class  
1114.20p



## TB AMATI UK SMALLER COMPANIES

MAY 2020

### 10 Largest Holdings (% of total assets)

Intermediate Capital	3.5%
OneSavings Bank	2.7%
Grainger	2.4%
RWS	2.4%
Sumo	2.4%
Clinigen	2.3%
Dechra	2.2%
Liontrust	2.1%
Softcat	1.9%
Inspec	1.9%

### Discrete Performance (B Class)#

Period 12 Months to	Fund Return %	Benchmark Return %
31.03.2020	-17.15	-23.18
31.03.2019	3.32	-4.09
31.03.2018	23.41	6.98
31.03.2017	25.28	21.41
31.03.2016	19.60	3.56

### Cumulative Performance (B Class)#

Time Period	Fund Return %	Benchmark Return %	Avg Sector Return ##%	Q'tile Rank
3mths	-4.31	-10.22	-7.95	2
6mths	-9.22	-14.77	-10.91	2
1yr	-3.04	-12.10	-7.79	2
3yrs	17.81	-13.11	-0.10	1
5yrs	84.17	8.07	30.22	1
10yrs	314.22	102.23	181.89	1

#Total return, after all charges, net of UK tax. Cumulative performance data as at 31 May 2020. ##IA UK Smaller Cos Sector Total Return.

## INVESTMENT REPORT

May continued the UK market's rebound from its mid-March low point. This involved a broad based rally, but leadership was mainly from cyclical sectors as investors chose to focus on recovery potential. Areas such as retail, leisure, media and capital goods dominated, with some individual stocks managing to regain their previous highs. Another feature was that AIM stocks (+8.1%) significantly outperformed the main UK market (+3.3%). This is a pattern which has been most notable over the last three months, when AIM has been the only segment of the UK market to generate positive gains. An important contributor to this has been the sector weights within AIM, where healthcare and technology account for around 30% of the total. Stocks in these areas - involving IT hardware/software, video gaming, and drug and medical device development - are showing evidence of being key areas of economic activity as the UK emerges from the crisis. On a more cautionary note, daily trading volumes in the market appear to be heavily driven by private investors, bringing the danger of stretched valuations in the near term. Recovery from here will be a marathon not a sprint, with many speed bumps along the way.

Whilst the fund carries exposure to cyclical recovery within the portfolio, its structural growth bias saw it lag the market rally, gaining 3.1% compared to a benchmark rise of 4.3%. Contributors to performance came from a range of sectors. Specialist lenders, **Intermediate Capital** and **One Savings Bank**, joined in the cyclical momentum, whilst drug product and services specialist **Clinigen**, and video games publisher **Frontier Developments**, were significant healthcare and technology outperformers. Insolvency litigation specialist **Manolete**,

and patent translation services provider **RWS**, also contributed. Each of these companies has recently provided a robust trading update. Detractors from performance included housebuilder **Countryside**, which announced results impacted by delays to a number of strategic land sales; and brick manufacturer **Forterra**, which was weak despite announcing a recommencement of operations. In addition, gym operator **Gym Group**, cloud telecoms specialist **Gamma Communications**, and insolvency practitioner **Begbies Traynor**, each gave back some of their recent strong gains.

During the month, new positions were taken in Jet2 holiday operator **Dart Group**, as part of a fundraising; conventional US gas producer **Diversified Gas & Oil**; and compliance and governance software specialist **Ideagen** (an existing holding within the Amati AIM VCT).

David Stevenson

## Key Information

Launch Date	December 1998*
Fund Size	£400.4m
Dealing Line	+44 (0) 115 988 8275
IA Sector	UK Smaller Companies
Benchmark	Numis Smaller Companies Index (plus AIM, ex Investment Cos), Total Re-
No. of holdings	75
Min Investment	£1,000
Net Dividend Yield	1.2%
Lump sum regular	£50/month
Charges	Initial: 0.0%
	Ongoing Charges Figure: 0.89%
	(inc. annual management charge of 0.75% and research charge of 0.10%)
Share Type	Accumulation
Scheme	UK authorized ICVC
ISIN	GB00B2NG4R39

## Investment Team



Dr Paul Jourdan  
Fund Manager



David Stevenson  
Fund Manager



Anna Macdonald  
Fund Manager



Dr Gareth Blades  
Analyst

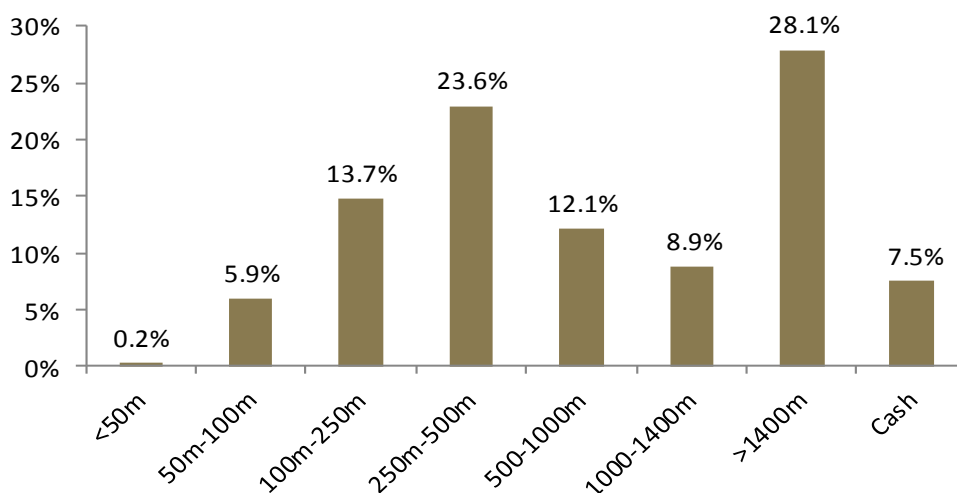
## INVESTMENT OBJECTIVE

The Fund aims to achieve long-term capital growth over periods of 5 years or longer. The Fund invests in UK smaller companies.

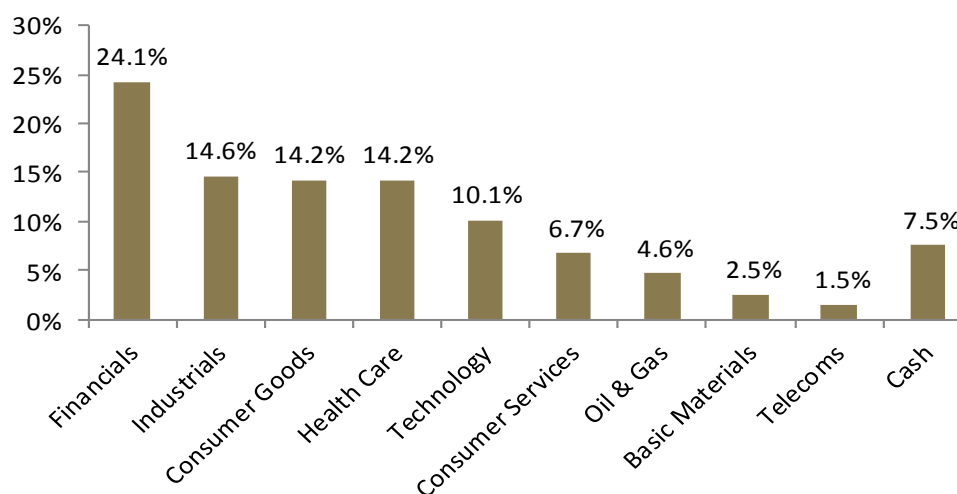
For further information on our objectives and policy, please view the Key Investor Information Document (KIID) at: [http://amatiglobal.com/smco\\_literature.php](http://amatiglobal.com/smco_literature.php)



## Market Cap (£m)



## Sector Weightings (% of total assets)



Source: Amati Global Investors as at 31 May 2020

\*The launch date refers to the forerunner of the Fund, the First State British Smaller Companies Fund, of which Paul Jourdan was appointed manager on 31 August 2000. The present Fund was created as a new investment structure in July 2008 by the transfer of the assets to Capita Financial Managers, at which time the name was changed to CF Noble UK Smaller Companies Fund and later to CF Amati UK Smaller Companies Fund. The Fund was renamed TB Amati UK Smaller Companies Fund on 1 August 2012 following the appointment of T Bailey Fund Services as Authorised Corporate Director (ACD).

## Investment Manager

Amati Global Investors Ltd  
8 Coates Crescent, Edinburgh  
EH3 7AL  
Tel: +44 (0) 131 503 9100  
Fax: +44 (0) 131 503 9110  
info@amatiglobal.com  
www.amatiglobal.com

## ACD of the Fund

T. Bailey Fund Services Ltd  
64 St James's Street,  
Nottingham NG1 6FJ  
Tel: +44 (0) 115 988 8200  
Fax: +44(0) 115 988 8222  
info@tbaileys.co.uk  
www.tbaileys.co.uk/funds/tb-  
amati-investments-funds

Please ensure you read the Risk Warnings section below. Before making an investment, you should ensure that you have read and understood the relevant Key Investor Information Document, available from [http://amatiglobal.com/smco\\_literature.php](http://amatiglobal.com/smco_literature.php)



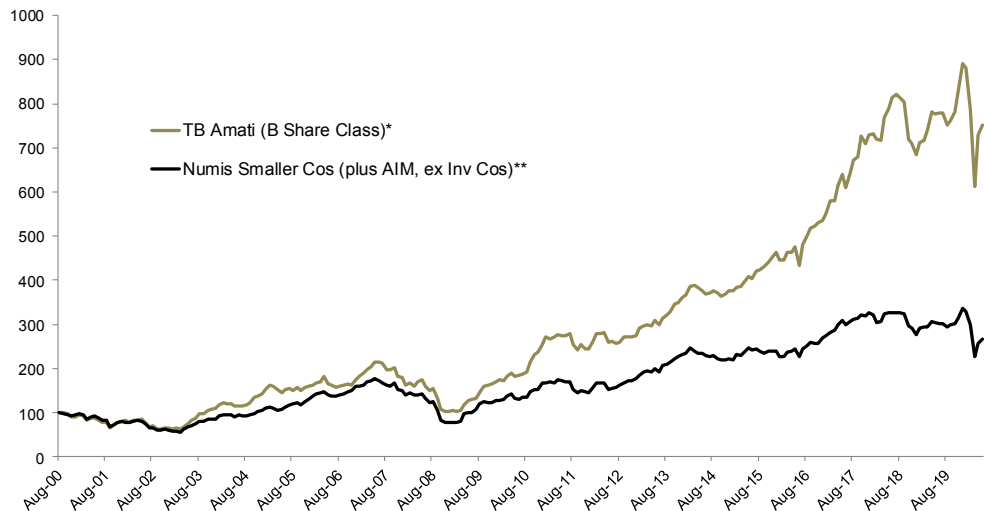
Signatory of:



Finely crafted investments

## PERFORMANCE VS. BENCHMARK

Source: Amati Global Investors as at 31 May 2020



\*TB Amati UK Smaller Companies Fund, Total Return, since Paul Jourdan take-on of predecessor fund (31 August 2000). See Key Investor Information Document p.2.

\*\*Numis Smaller Companies Index (plus AIM, excluding Investment Companies), Total Return. The stocks comprising the index are aligned with the Fund's objectives, and on that basis, the index is considered an appropriate performance comparator for the Fund. Please note the Fund is not constrained by or managed to the index.

##The Investment Association's UK Smaller Companies sector return gives investors an indication of how the Fund is performing compared with others investing in a similar, but not identical, investment universe.

Sources: T. Bailey Fund Services, Financial Express Analytics and Numis Securities. Information in this factsheet is at the last valuation point of the month, except where indicated.

Past performance is not a reliable indicator of future performance.

## RISK WARNINGS

This factsheet is issued by Amati Global Investors Ltd, authorised and regulated by the Financial Conduct Authority.

The value of your investment is not guaranteed and may go down as well as up and you may not get back the amount invested. This is because the share price is determined by the changing conditions in the markets in which the Fund invests. You should regard your investments as long-term. A dilution levy may be applied to the share price whenever the Fund is expanding or contracting. Should you buy when the Fund is expanding and sell when the Fund is contracting, this will have an adverse impact on the return from your investments. Full details of the TB Amati UK Smaller Companies Fund, including costs and risk warnings, are published in the Prospectus of the TB Amati Investment Funds. This factsheet does not provide you with all the facts that you need to make an informed decision about investing in the Fund. You need to read the associated Key Investor Information Document (KIID) and the Supplementary Information Document (SID) and decide whether to contact an authorised intermediary. If you do not already have a copy, please contact T. Bailey on 0115 988 8275 ([www.tbaileys.co.uk/funds/tb-amati-investment-funds](http://www.tbaileys.co.uk/funds/tb-amati-investment-funds)). The SID details your cancellation rights (if any) and the KIID shows you how charges and expenses might affect your investment. Tax rates, as well as the treatment of OEICs, could change at any time.

**Smaller Companies** - Investment in smaller companies can be higher risk than investment in well established blue chip companies. Funds investing significantly in smaller companies can be subject to more volatility due to the limited marketability of the underlying asset.