

ES River and Mercantile UK RECOVERY FUND

CLASS B GBP (Income)

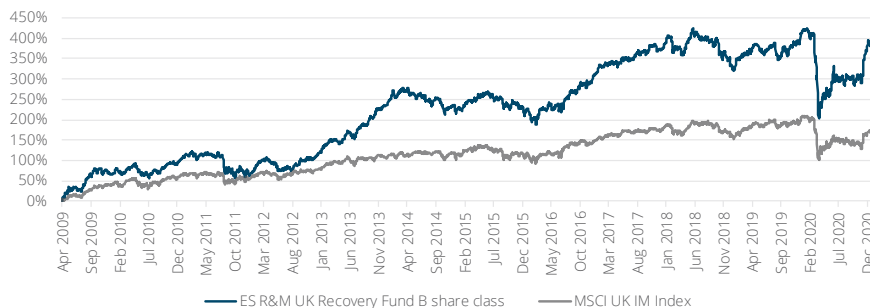
PAST PERFORMANCE

The chart and tables below show the performance of the fund's GBP B (Inc) share class since the launch of the share class on 1 April 2009.

Source: River and Mercantile Asset Management LLP. Fund performance is calculated using midday published prices. Benchmark performance is calculated using close of business mid-market prices.

Past performance is not a reliable guide to future results.

PERFORMANCE SINCE INCEPTION



CUMULATIVE PERFORMANCE

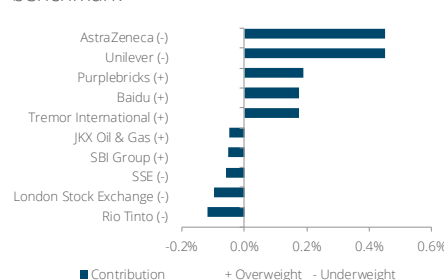
| | 1 Month % | 3 Months % | 1 Year % | 3 Years % | 5 Years % | 10 years % | Since inception % |
|---------------------|-----------|------------|----------|-----------|-----------|------------|-------------------|
| B share class (Inc) | 6.1 | 27.1 | -3.8 | 2.0 | 53.2 | 141.2 | 399.1 |
| MSCI UK IM Index | 3.7 | 12.2 | -11.8 | -5.7 | 25.1 | 64.8 | 169.4 |

DISCRETE 12 MONTH PERFORMANCE

| | 12 months to 31/12/2016 | 12 months to 31/12/2017 | 12 months to 31/12/2018 | 12 months to 31/12/2019 | 12 months to 31/12/2020 |
|---------------------|-------------------------|-------------------------|-------------------------|-------------------------|-------------------------|
| B share class (Inc) | 28.1% | 17.3% | -12.8% | 21.5% | -3.8% |
| MSCI UK IM index | 17.4% | 13.0% | -9.8% | 18.4% | -11.8% |

TOP 5 PERFORMANCE CONTRIBUTORS & DETRACTORS

The best and worst contributors to the portfolio's performance relative to the benchmark



Source: River and Mercantile Asset Management LLP

TOP 5 OVERWEIGHTS & UNDERWEIGHTS

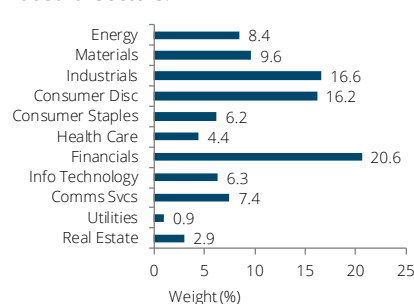
The securities in which the portfolio weight differs most from that of the benchmark



Source: River and Mercantile Asset Management LLP

SECTOR WEIGHTS

Portfolio weightings within specific industrial sectors.



Source: River and Mercantile Asset Management LLP

TOP 10 HOLDINGS

The ten largest positions by weight held in the portfolio.

| | Weight (%) |
|-----------------------|------------|
| Royal Dutch Shell 'B' | 2.0 |
| Prudential | 2.0 |
| HSBC Holdings | 2.0 |
| Lloyds Bank | 2.0 |
| BP | 1.9 |
| Unilever | 1.8 |
| Barclays | 1.7 |
| Anglo American | 1.7 |
| Rio Tinto | 1.6 |
| BHP | 1.5 |

Source: River and Mercantile Asset Management LLP

RIVER AND MERCANTILE

INVESTMENT OBJECTIVE

To grow the value of your investment (known as "capital growth") in excess of the MSCI United Kingdom Investable Market Index (IMI) net total return ("the Benchmark") over a rolling 5-year period, after the deduction of all fees.

PORTFOLIO MANAGER

Hugh Sergeant

PORTFOLIO & RISK CHARACTERISTICS

| | |
|----------------------|-------|
| Number of holdings | 290 |
| Fund volatility | 16.1% |
| Benchmark volatility | 14.1% |
| Beta | 1.08 |
| Active money | 61.9% |

KEY FACTS

| | |
|-------------------------|----------------------------------|
| Fund launch date | 17/07/2008 |
| Share class launch date | 01/04/2009 |
| Benchmark | MSCI UK Investable Markets index |
| IA sector | UK All Companies |
| Total fund size | £172.3m |
| Domicile | UK |
| Fund type | UCITS |
| SEDOL | B614J05 |
| ISIN | GB00B614J053 |
| Bloomberg | RMUKBB |
| Distribution type | Income |

FEES & CHARGES

| | |
|--------------------------------|-------------|
| Initial charge | Up to 5.25% |
| AMC | 1.00% |
| Ongoing charge (including AMC) | 1.14% |

DEALING INFORMATION

| | |
|----------------------|-----------|
| Dealing frequency | Daily |
| Dealing cut-off time | 12pm (UK) |
| Valuation point | 12pm (UK) |
| Settlement | T+4 |
| Minimum investment | £1000 |

SYNTHETIC RISK & REWARD INDICATOR (SRRI)



CONTACT DETAILS

| | |
|-----------|----------------------------------|
| Telephone | 0345 603 3618 |
| Email | enquiries@riverandmercantile.com |

MARKET CAPITALISATION

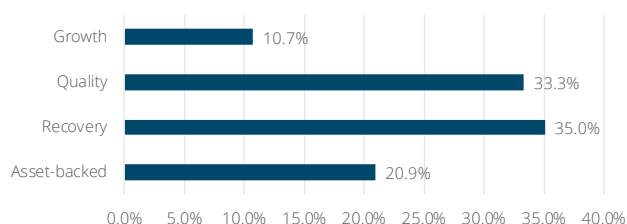
Comparison of portfolio and benchmark weightings across a range of sizes based on company value.

| | | Fund | Benchmark | Active |
|-----------|--------------|-------|-----------|--------|
| Mega Cap | £20bn + | 30.0% | 56.9% | -26.9% |
| Large Cap | £4bn - £20bn | 15.0% | 27.6% | -12.6% |
| Mid Cap | £2bn - £4bn | 8.1% | 7.7% | 0.4% |
| Small Cap | £100m - £2bn | 40.1% | 7.8% | 32.3% |
| Micro Cap | £0m - £100m | 6.3% | 0.0% | 6.3% |

Source: River and Mercantile Asset Management LLP

CATEGORIES OF POTENTIAL

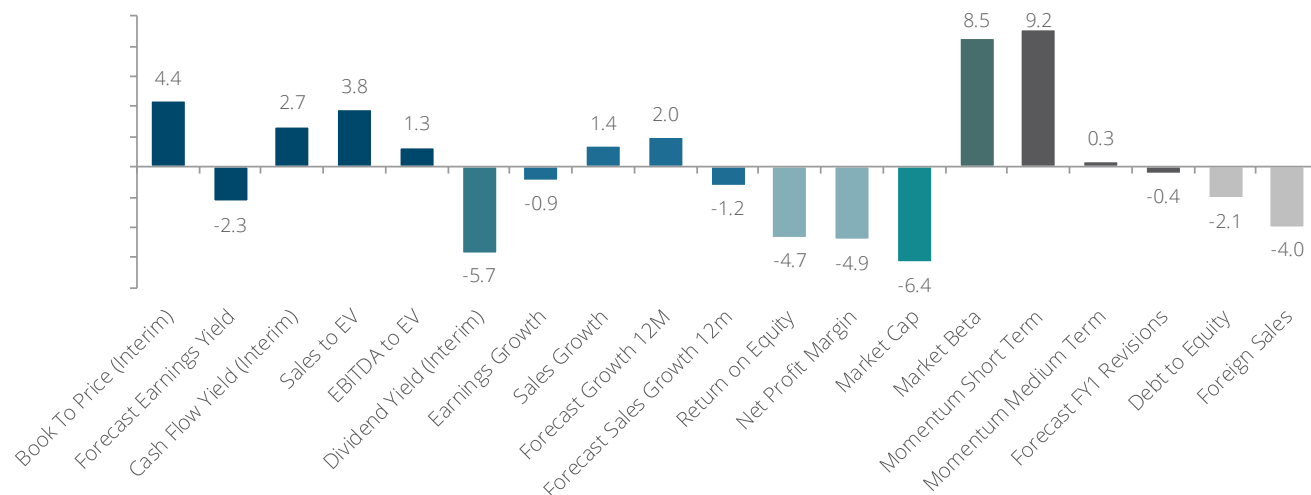
The weighting of the portfolio across the four categories of potential, related to stages of a company's life cycle.



Source: River and Mercantile Asset Management LLP

PORTFOLIO STYLE SKYLINE

This chart shows the Style Tilts of the portfolio against the benchmark as calculated by StyleAnalytics.



Source: StyleAnalytics

FUND RATINGS



OTHER INFORMATION

Authorised Corporate Director: Equity Trustees Fund Services Limited
Investment manager: River and Mercantile Asset Management LLP
Depository: The Bank of New York Mellon (International) Limited

This fund was renamed on 1 July 2018. It was previously known as the R&M UK Equity Long Term Recovery Fund.

MANAGER'S REVIEW

Well done getting through 2020 and let's hope in a year's time we will be able to look back at the last year as one where most aspects of our lives returned to normal.

As this is the end of the quarter and the year, this will be a short monthly update with more information available in our quarterly report, available shortly.

Investment Background

December's robust performance (MSCI ACWI +4.7% total return) rounded off a strong final quarter of 2020 for global equity markets (MSCI ACWI +14.8% total return). Other risk assets, such as industrial commodities, continued to rally. The US dollar continued its decline (DXY index -2.1%). Both sterling (in trade-weighted terms) and UK equities (in US dollar terms) outperformed as expectations rose around a UK-EU trade deal, which was subsequently signed on Christmas Eve (after quite a lot of last-minute angst!).

Strategy Update

Performance

The Fund returned 6.1%¹ in December, versus 3.7% by its comparator benchmark, the MSCI United Kingdom Investable Markets index². This concluded a very strong rally by the fund since the dark days during the peak of the first lockdown market panic. We stuck to our approach, looked for new **PVT** anomalies as they became available in the sharp sell-off and returns have been robust since.

Key points and activity:

- UK equities are very cheap and with the trade agreement in place there is now every reason to own them.
- It is likely that the UK Government will now put in place post-Brexit policies that support a faster level of trend growth than reflected in a current, very cautious consensus.
- The UK economy will recover robustly over the next 2 years.
- Likewise, UK profits are currently very depressed and will show a sharp recovery from here.
- Interest rate expectations in the UK are very depressed at the moment but as our economy participates in the global reflationary trade (economic recovery combined with, money supply growth, bank lending, consumers spending their forced saving, and large fiscal deficits continuing partly to fund significant post Brexit investments in our infrastructure and centres of excellence) so will interest rate expectations move up.

¹ B share class (GBP), mid-day to mid-day pricing

² Close-of-business to close-of-business pricing

Activity

We continue to position the portfolio for UK domestic economic recovery and global reflation.

Purchases included adding to **Whitbread**, owner of the market-leading UK budget hotel brand Premier Inn, which offers attractive operational gearing (i.e. the profit that will drop through from each incremental £ of sales) into a recovery in travel and leisure spend in 2021. There are two further areas of interest. Firstly (and primarily), we see it as a market share gainer, both from smaller independents and primary competitor Travelodge, which have either come out of the market or not had the balance sheet to re-invest. Secondly, the asset-backing that the business has via its majority freehold estate gives it the opportunity to release some cash via sale and leaseback of assets, which may be more favourable today given the shifting balance of power between lessors and lessees. This is an angle that a strategic buyer – financial or trade – would almost certainly explore.

The most significant sales during the period (excluding cash flows) were M&A targets, where we took profits in **Signature Aviation**, **Telit** and **Orange Belgium**.

Outlook

Price action across asset classes reflects growing confidence towards a more reflationary global economic environment as 2021 progresses. This trend had started to develop since the summer, but the US presidential election result (reinforced by the Democrats now controlling the Senate) and positive COVID-19 vaccine news provided support to the narrative and fuel to the fire of 'rotation'. The extraordinary speed of vaccine development and equally remarkable efficacy results are notable in terms of building incremental conviction in the consumer leg to the pro-cyclical positioning that we had taken in summer around a recovery in the industrial economy.

While sterling and UK equities had already begun to reflect increasing confidence that a trade deal would be reached between the UK and EU, confirmation of an agreement should bring the low valuations in UK equities at a market aggregate level plus wide dispersion of valuations intra-market further into investor consciousness. These valuation gaps have only just started to close and historically such conditions have implied a higher probability of attractive future returns, as well as a healthy environment for active managers employing valuation discipline to add alpha.

This document has been prepared and issued by River and Mercantile Asset Management LLP ("R&M"), registered in England and Wales under Company No. OC317647, with its registered office at 30 Coleman Street, London EC2R 5AL. R&M is authorised and regulated by the UK Financial Conduct Authority (FRN 45308) and is a subsidiary of River and Mercantile Group PLC which is registered in England and Wales under Company No. 04035248, with its registered office at 30 Coleman Street, London EC2R 5AL. Equity Trustees Fund Services Ltd is the Authorised Corporate Director (the "ACD") of the ES River and Mercantile Funds ICVC and of its sub-funds, including this fund. The ACD is authorised in the United Kingdom and regulated by the Financial Conduct Authority (FRN 227807) and has its registered office at Pountney Hill House, 4th floor, 6 Laurence Pountney Hill, London EC4R 0BL.

This document is intended for use by individuals who are familiar with investment terminology. Please contact your financial adviser if you need an explanation of the terms used. For further details of the specific risks and the overall risk profile of this fund; as well as the share classes within it, please refer to the Key Investor Information Documents and ES River and Mercantile Funds ICVC Prospectus which are available on our website www.riverandmercantile.com.

The value of investments and any income generated may go down as well as up and is not guaranteed. An investor may not get back the amount originally invested. Past performance is not a reliable guide to future results. Changes in exchange rates may have an adverse effect on the value, price or income of investments. Please refer to the ES River and Mercantile ICVC principal prospectus for further details of the financial commitments and risks involved in connection with an investment in this Fund. The information and opinions contained in this document are subject to updating and verification and may be subject to amendment. The information and opinions do not purport to be full or complete. No representation, warranty, or undertaking, express or limited, is given as to the accuracy or completeness of the information or opinions contained in this document by R&M, its partners or employees. No liability is accepted by such persons for the accuracy or completeness of any such information or opinions. As such, no reliance may be placed for any purpose on the information and opinions contained in this document.

Please note that individual securities named in this report may be held by the Portfolio Manager or persons closely associated with them and/or other members of the Investment Team personally for their own accounts. The interests of clients are protected by operation of a conflicts of interest policy and associated systems and controls which prevent personal dealing in situations which would lead to any detriment to a client.

The Global Industry Classification Standard ("GICS") was developed by and is the exclusive property and a service mark of MSCI Inc ("MSCI") and Standard & Poor's, a division of The McGraw-Hill Companies, Inc. ("S&P") and is licensed for use by R&M. Neither MSCI, S&P nor any third party involved in making or compiling the GICS or any GICS classifications makes any express or implied warranties or representations with respect to such standard or classification (or the results to be obtained by the use thereof), and all such parties hereby expressly disclaim all warranties of originality, accuracy, completeness, merchantability and fitness for a particular purpose with respect to any of such standard or classification. Without limiting any of the foregoing, in no event shall MSCI, S&P, any of their affiliates or any third party involved in making or compiling the GICS or any GICS classifications have any liability for any direct, indirect, special, punitive, consequential or any other damages (including lost profits) even if notified of the possibility of such damages. Neither MSCI nor any other party involved in or related to compiling, computing or creating the MSCI data makes any express or implied warranties or representations with respect to such data (or the results to be obtained by the use thereof), and all such parties hereby expressly disclaim all warranties of originality, accuracy, completeness, merchantability or fitness for a particular purpose with respect to any such data. Without limiting any of the foregoing, in no event shall MSCI, any of its affiliates or any third party involved in or related to compiling, computing or creating the data have any liability for any direct, indirect, special, punitive, consequential or any other damages (including lost profits) even if notified of the possibility of such damages. No further distribution or dissemination of the MSCI data is permitted without MSCI's express written consent.