

# FP Apollo Multi Asset Adventurous Fund

## June 2014

### Fund Aims

The Fund seeks to maximise long term capital growth by pursuing an adventurous investment strategy. To invest in a range of assets including collective investment schemes, closed-ended funds, transferable securities and/or money market instruments.

### Fund Review and Outlook

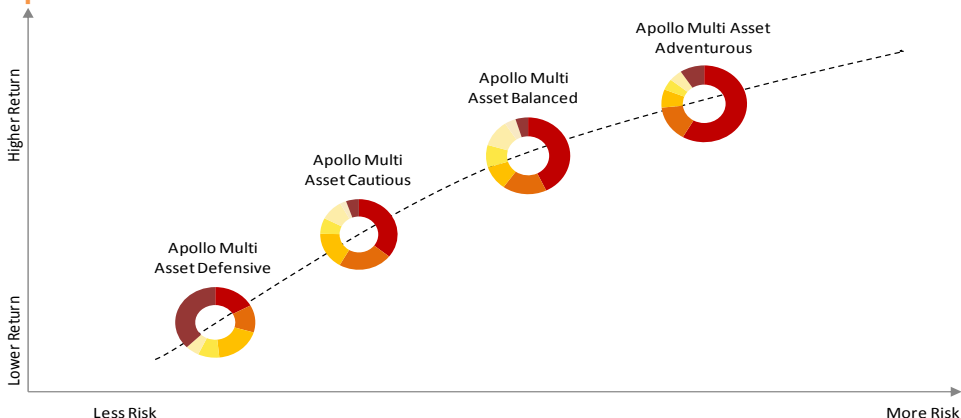
June was another positive month for global equity markets as continued positive global economic data gave confidence to investors that markets could justify the current high valuations. The leading major market over the month was Japan where the Nikkei shrugged off concerns over the recent increase in sales tax to grow by 3.6%<sup>1</sup> while other Asian markets were also strong helped by Chinese economic data showing signs that government stimulus was working. This positive Chinese data helped the MSCI Emerging Markets Index increase by 2.4%<sup>1</sup> over the month. In the US, the market appeared little moved by the shock significant contraction of Q1 GDP following the severe winter and was already focusing on strong data indicating that the economy was once again growing strongly. The major event of the month was in Europe where the ECB announced significant stimulus in an effort to fight off deflation which has hovered around the 0.5%<sup>2</sup> level. Markets initially rallied on this news but the EuroStoxx 50 Index ended the month down -0.2%<sup>1</sup>. In the UK, the FTSE British Government All Stocks Index finished the month in negative territory as the Bank of England indicated that interest rates could rise later in 2014 and also implemented measures to cool the housing market, particularly in the South East of the UK.

The Apollo Multi Asset Adventurous Fund finished the month flat with a return of -0.03%<sup>3</sup>. Strong performance came from the Guinness Global Energy Fund, returning 4.6%<sup>1</sup> helped by an increasing oil price while exposure to the Standard Life Global Emerging Markets Unconstrained Fund was also strong increasing by 4.5%<sup>1</sup>. Japanese exposure was positive and this was added to over the month with the addition of the Legg Mason Japan Equity Fund which complements the existing exposure from Coupland Cardiff Japan Alpha Fund. Negative performance came from the Argonaut European Alpha Fund which fell by -5%<sup>1</sup> following a sharp sell off in peripheral Europe while the Odey Absolute Return Fund also ended the month negatively. Exposure to UK commercial property continued to be positive with steady growth coming from Standard Life as the UK economy continues to recover.

Despite many equity markets being close to record levels, we remain confident on the prospects for selected markets. Japan, Europe, Asia and the emerging markets all look to be attractively valued compared to the more expensive US and the UK. Equity allocations are positioned broadly in the middle of the range but with a focus on the markets mentioned above as we see tentative signs that investors are beginning to look at the cheaper equity markets. We remain concerned by the lack of volatility in developed markets and will continue to look at alternative strategies to ensure we are diversified in the event of unexpected global instability.

Source: <sup>1</sup>Financial Express 31.05.14 to 30.06.14. <sup>2</sup>Reuters.com as at 30.06.14, <sup>3</sup>Financial Express 31.05.14 to 30.06.14, based on D share class.

### Apollo Multi Asset Funds



	Sharpe Ratio	Volatility	Max Loss	Ann Return
Fund	-0.00	8.26%	-8.00%	0.11%
FTSE 100	0.54	14.88%	-11.26%	8.61%
FTSE Govt All Stocks	0.74	5.68%	-2.50%	4.74%

Source: Financial Analytics, 01.06.11-30.06.14, Total Return, Risk Free Rate at 0.52%, based on D share class.

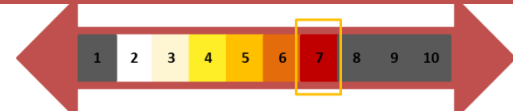
Past performance should not be seen as a guide to future performance.

From 1 July 2014 the ISA Subscription level is £15,000 of which all could be held in cash.

This document is intended for the use of Investment Professionals only and is not for distribution to Retail Clients. Please see page 2 for full information.



### Risk Profile



Using the risk profiling model devised by Distribution Technology which assigns a single risk category from 1 (low risk) to 10 (high risk) this Fund has been assigned a risk category of 7 which categorises an investor with a high attitude to accepting risk, who will probably concentrate on obtaining higher returns on their investments. However the investor will probably be concerned about too much fluctuation in the value of their investment and, as a result, the possibility of losing money.

Target Volatility: 9 – 12%

### Fund Facts as at 30.06.2014

Fund Size	£9.0m
Launch Date	1 June 2011
Fund Manager	Ian Willings, Steve Brann, Craig Wetton, Ryan Hughes
No. Holdings	18
Base Currency	GBP
Type of Share	Income & Accumulation
Inc Acc Date	28 February
Valuation	12.00 noon
IMA Sector	Unclassified
AMC	A Shares: 1.5%; D Shares: 1.0%; F Shares: 0.75%
Min Investment	ISA: £1,000; Fund: £1,000
SEDOL Codes	A: B3Z2C94; D: B45F795; F: B67BB37

### Further Information

Administrative enquiries: 0845 140 0180  
Sales enquiries: 01737 237280 / 0203 291 2916  
Email: enquiries@apolloomam.co.uk  
www.apolloomam.co.uk

## Performance

	Jan	Feb	Mar	Apr	May	Jun	Jul	Aug	Sep	Oct	Nov	Dec	YTD
2014	-1.34%	3.06%	-0.94%	-1.56%	1.54%	-0.03%							0.66%
2013	3.99%	1.01%	0.07%	-0.36%	-0.87%	-4.54%	2.25%	-2.24%	3.12%	2.05%	-0.03%	0.61%	4.87%
2012	3.53%	3.27%	-0.74%	-2.03%	-5.86%	-0.66%	1.70%	0.16%	1.27%	0.43%	-0.13%	1.21%	1.82%
2011	-	-	-	-	-	0.33% <sup>†</sup>	-0.71%	-6.18%	-2.43%	4.06%	-2.60%	1.10%	-6.56%

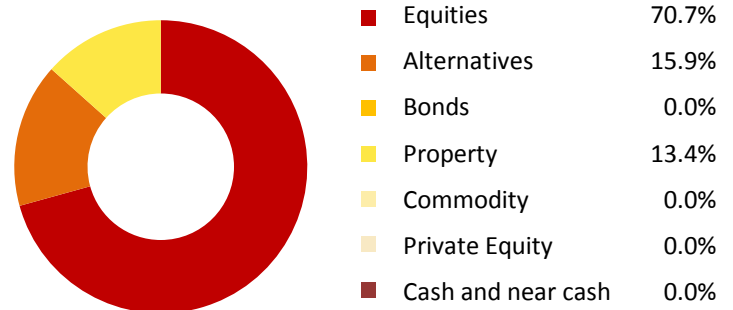
<sup>†</sup>Fund launched on 01.06.11

Source: Financial Analytics, 01.06.11-30.06.14, based on D share class.

## Top Ten Holdings as at 30.06.14\*

Coupland Cardiff Japan Alpha	7.70%
Argonaut European Alpha	7.70%
Hermes Asia ex Japan Fund	7.70%
Standard Life Property	6.70%
Ardevora UK Equity	6.65%
Macau Property	6.65%
Apollo Structured Opportunities	6.10%
Standard Life GEM Equity Unconstrained	5.90%
Polar Capital Global Technology	5.70%
Guinness Global Energy	5.30%

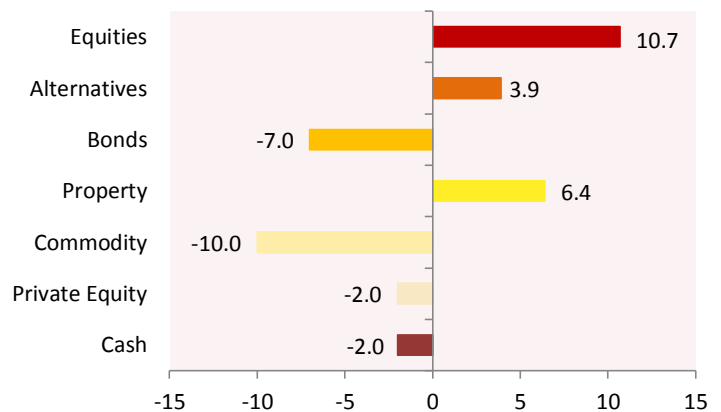
## Portfolio Breakdown as at 30.06.14\*



## Neutral Asset Allocation

	Min	Neutral	Max
Equities	40%	60.0%	75%
Alternatives	5%	12.0%	25%
Bonds	5%	7.0%	20%
Property	5%	7.0%	20%
Commodity	5%	10.0%	30%
Private Equity	0	2.0%	10%
Cash	0	2.0%	20%

## Tactical Asset Allocation as at 30.06.14\*



## Investment Partners

Apollo is delighted to announce that its expertise is now available through the following wraps and platforms:

7im	AXA (IOM)	Hargreaves Lansdown	Novia	SEI
Aegon	AXA/Winterthur	Irish Life	Nucleus	Scottish Widows Intl
AJ Bell/SIPP Centre	Canada Life International	James Hay	Prudential International	Skandia (SIS & SLAC)
Ascentric/Funds Direct	Cofunds	L&G International	RMB	Standard Life
Aviva	Fidelity FundsNetwork	Lombard	Royal London 360	Transact
AXA Elevate	Friends Life International	Merchant Investors	Royal Skandia	

\*N.B. Exposure to alternatives and commodities is indirect i.e. via collective investment schemes.

**This document is intended for the use of Investment Professionals only and is not for distribution to Retail Clients.**

Please remember that the value of your investment may fall as well as rise and is not guaranteed. You may not get back your initial investment. Past performance is not an indicator of future performance. For full information concerning the Fund and its risks please read the Simplified Prospectus available on our website. Investment advice should be obtained from an authorised financial advisor. Issued by Apollo Multi Asset Management LLP which is a limited liability partnership registered in England and Wales under registered number OC339180 and is authorised and regulated by the Financial Conduct Authority. Registered office: Chart House, 2 Effingham Road, Reigate, Surrey, RH2 7JN. A list of members is open to inspection at the registered office. Fund Partners Limited (formerly IFDS Managers Limited) is the Authorised Corporate Director (ACD) of FP Apollo Multi Asset Management Funds and is authorised and regulated by the Financial Conduct Authority. Registered Office: Cedar House, 3 Cedar Park, Cobham Road, Wimborne, BH21 7SB.