

# Rathbone Global Opportunities Fund

## Investment objective

The objective of the fund is to provide above average long term capital growth from a global portfolio. The fund will be able to invest in any transferable security in all recognised world financial markets. The income yield will be at best minimal.

## Fund snapshot

This is a global stock-picking fund that invests in under-the-radar and out-of-favour growth companies. Our active management approach is flexible around company size, sector and geography, although our sweet spot is mid-sized growth companies in developed markets. We avoid direct holdings in emerging markets. The fund is a concentrated portfolio of 40 to 60 holdings that represent our highest-conviction, best ideas. We invest in unblemished, innovative, differentiated, scalable and sustainable growth companies that are shaking up their industries. This growth-oriented investment style also takes a responsible approach to risk and embraces a sell discipline without emotion. We hold a defensive bucket of holdings that are less economically sensitive, with slower and steadier growth prospects, for risk management purposes.

## Fund facts

<b>Manager</b>	Rathbone Unit Trust Management Limited
<b>Trustee</b>	NatWest Trustee and Depositary Services
<b>Date launched/launch price</b>	09 May 2001/50p (fund) 01 March 2012 (unit class)
<b>Size of fund</b>	Mid-market: £1,544.56m
<b>Unit price</b>	Accumulation (Acc): 235.21p
<b>Historical distribution yield</b>	0.08%
<b>Total no. of holdings</b>	60
<b>Initial charge</b>	None
<b>MiFID II charges</b>	
<b>Ongoing Charges Figure (OCF) as at 31.07.2018</b>	0.78%
<b>Transaction costs</b>	0.18%
<b>Total MiFID II charges</b>	0.96%
The MiFID II charges include the Ongoing Charges Figure (OCF) and transaction costs. PRIIPs compliant*	
<b>Minimum initial investment</b>	£1,000,000
<b>Minimum additional investments</b>	£500

## 10 largest holdings

Data as at 31.03.19	%
Amazon.com	3.15
Align Technology	2.77
Adobe Systems	2.60
PayPal Holdings	2.57
MasterCard	2.32
Visa	2.29
Tencent	2.15
Intuit	2.05
Rollins	2.04
salesforce.com	2.03

## Dealing/valuation

Forward daily: 9.00am-5.00pm  
Valuation point: 12.00 midday  
Dealing/valuation: 0330 123 3810  
Information line: 020 7399 0399

### Fund codes

Sedol (Acc): B7FQLN1  
ISIN (Acc): GB00B7FQLN12

## Distributions per unit

Acc Only	Ex div	Payment
Interim	01 Aug	30 Sep
Final	01 Feb	31 Mar
Year end 31 January		

## Product availability

For Investment Advisers, third party availability – all major platforms.

For more information, please see our 'distribution partners' page on the 'How to Invest' section of our website [rathbonefunds.com](http://rathbonefunds.com)

## Manager ratings



James Thomson



## Management



**James Thomson**  
Fund Manager

James joined Rathbones in October 2000. He was appointed co-manager of the fund in November 2003 and in July 2005 was given sole responsibility. In November 2006, he was elected to the Board of Directors of Rathbone Unit Trust Management.



**Sammy Dow**  
Assistant Fund Manager

Sammy is Assistant Fund Manager on the Fund. He joined Rathbones in July 2014 from JP Morgan Cazenove, where he worked for 14 years in Pan-European Equity Sales providing both primary and secondary advice to Hedge Funds, Institutional and Private clients.

## Awards

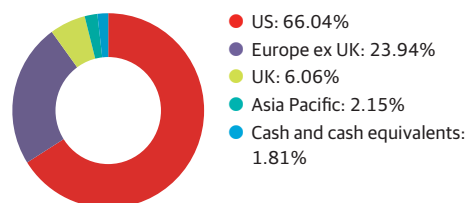


## Fund ratings



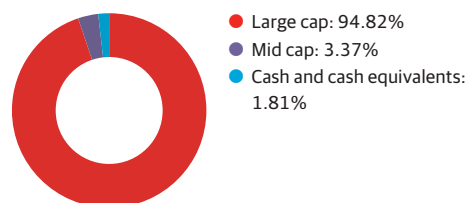
## Geographical split

Data as at 31.03.19

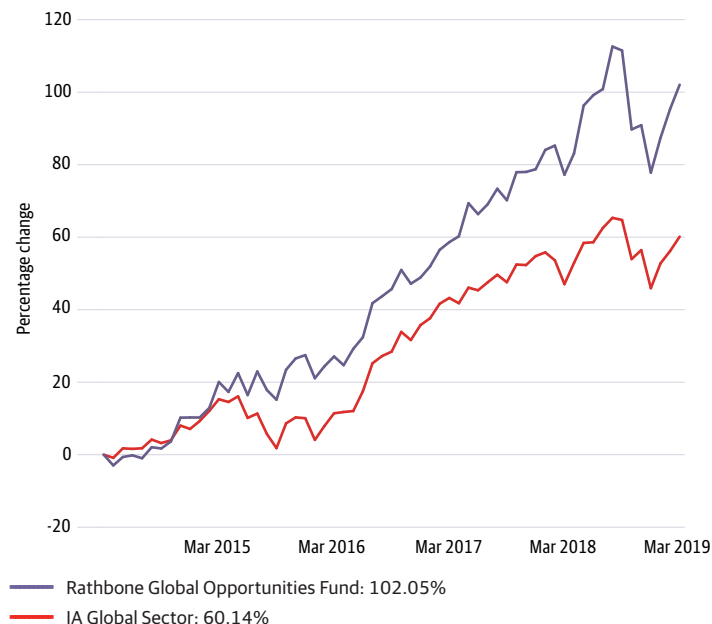


## Capitalisation split

Data as at 31.03.19



## I-Class fund performance over 5 years



31 March 14 to 31 March 19, mid-mid, UK basic rate in UK Sterling, percentage change.

## I-Class fund performance

Data as at 31.03.19

	1 year	3 years	5 years
Rathbone Global Opportunities Fund	14.01%	58.98%	102.05%
IA Global Sector	8.91%	43.74%	60.14%
Quartile rank	1	1	1

Discrete annual performance, quarter ending 31 March

	2015	2016	2017	2018	2019
Rathbone Global Opportunities Fund	20.05%	5.87%	24.81%	11.73%	14.01%
IA Global Sector	15.29%	-3.36%	28.56%	2.66%	8.91%

	Alpha*	Beta*	Volatility*	Turnover**
Rathbone Global Opportunities Fund	2.34	1.02	12.29%	38.59%
IA Global Sector	-1.96	0.97	10.12%	

Past performance should not be seen as an indication of future performance. The value of investments and the income from them may go down as well as up and you may not get back your original investment.

## Sector breakdown

Data as at 31.03.19	%
Oil and gas	0.00
Basic materials	0.00
Industrials	10.36
Consumer goods	15.02
Health care	14.36
Consumer services	14.28
Telecommunications	0.00
Utilities	0.00
Financials	20.30
Technology	23.87
Cash and cash equivalents	1.81

## You should know

### Important information

Copies of the Prospectus, the Key Investor Information Document (KIID), the Supplementary Information Document (SID), and application forms may be obtained, free of charge, from Rathbone Unit Trust Management Limited.

Emerging markets are volatile and may suffer from liquidity problems. Changes in rates of exchange between currencies may cause the value of investments to decrease or increase.

Details of tax levels and reliefs may change in the future. The value of any tax relief depends on individual circumstances. If you have doubts about your tax position, or the suitability of this investment, you should seek professional advice.

To meet the investment objective, the fund may also invest, at the Manager's discretion, in other transferable securities, money market instruments, warrants, cash and near cash, deposits and units in collective investment schemes. Use may be made of stocklending, borrowing, cash holdings, hedging and other investment techniques permitted by the FCA Rules.

The annual management charge and other income expenses are paid out of the fund's income.

### Information notes

\*From April 2018, the Ongoing Charges Figure has been calculated according to PRIIPs regulations, which came into effect on 1 January 2018. Holdings are based on six monthly audited accounts. Changes to fund holdings within this period may result in higher or lower ongoing charges.

Source performance data Financial Express, mid to mid, net income re-invested. This is net of expenses and tax. Data using prices as at 31.03.2019. I-Class units/shares were launched on 01 March 12. Performance is a combination of I-Class units and R-Class units (where I-Class was unavailable). \*Alpha, Beta and Volatility statistics given on a 5 year rolling basis. Alpha and Beta are calculated using the FTSE World (GBP) Index as the benchmark. Alpha, Beta and Volatility shown is annualised standard deviation of monthly returns. \*\*Turnover is calculated on a 1 year rolling basis.

©2019 Morningstar. All rights reserved. The Morningstar OBSR Analyst Rating™ is subjective in nature and reflects Morningstar's current expectations of future events/behaviour as they relate to a particular fund. Because such events/behaviour may turn out to be different than expected, Morningstar does not guarantee that a fund will perform in line with its Morningstar OBSR Analyst Rating. Likewise, the Morningstar OBSR Analyst Rating should not be seen as any sort of guarantee or assessment of the creditworthiness of a fund or of its underlying securities and should not be used as the sole basis for making any investment decision.

Source and Copyright Citywire: James Thomson is + rated by Citywire for his three year risk adjusted performance for the period 31.03.2016-31.03.2019.