



Risk Rated Funds **Fact Sheets**

August 2014



> Awards and Recognition

Defaqto 4 Diamonds 2013/14

Risk Targeted Multi-Manager Funds

Moneywise Pension Awards 2013

Venture Awarded Best Flexible Investment Fund

Financial Express Alpha Manager Rating 2013

Toby Ricketts an FE Alpha Manager

Citywire

Toby Ricketts named one of the top 10 most consistent managers over the past decade (July 2012)

Financial Express Alpha Manager Rating 2012

Toby Ricketts an FE Alpha Manager

Lipper Award 2011

Best Small Group for Equities and Non UK Equity Assets

Lipper Award 2010

Best Small Group for Non UK Equity Assets

Moneywise Pension Awards 2009

Venture Awarded Top Active Managed Fund

Lipper Award 2009

Best Small Group for Mixed Assets

> Providence Strategy Fund

Risk Rated Funds

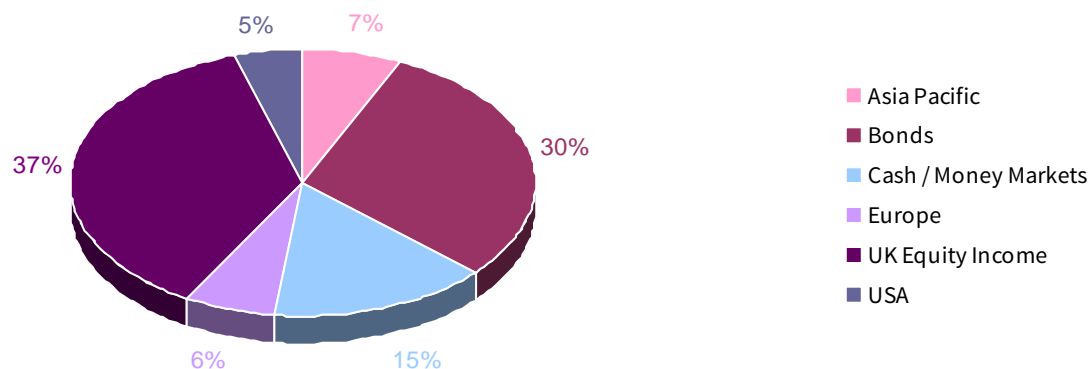
The fund is one of four Margetts Risk Rated funds. The Risk Rated funds can be used independently or combined with each other to create an actively managed portfolio with a specific risk profile to meet investors' requirements.

The objective of the team is to analyse macro economic data and the investment cycle for opportunities to add value or protect the fund from foreseen dangers to gain relative performance over time.

Risk Profile

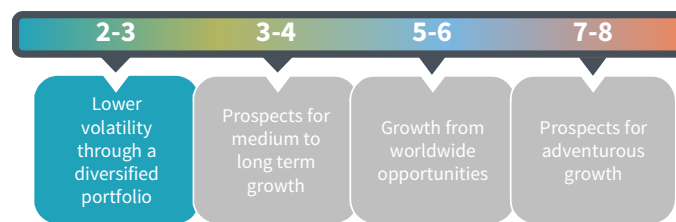
Each fund is managed to its individual risk profile. The fund will have a minimum recommended timescale, which is associated with its level of risk. A financial adviser can help to assess which fund is most appropriate for your needs.

Asset Allocation



Objective

To achieve long term capital growth with increasing income from distributions. The fund will invest in cash, fixed interest securities, domestic and international equities, with a view to minimising volatility.



Portfolio Holdings

Asia Pacific

Newton Asian Income Instl W Net Acc

Bonds

Smith & Williamson Sht-Dated Corp Bd Z
AXA Sterling Crdt Shrt Dura Bd Z Net Acc
BlackRock Corporate Bond D Acc
M&G UK Infl Lnk Corp Bd GBP I Acc
FP Brown Shipley Sterling Bond I Acc
SLI Global Index Linked Bond Inst Inc

Cash / Money Markets

Cash
Invesco STIC Sterling Liquidity Sel Inc
GS Sterling Liquid Reserve Adm Inc

Europe

SLI European Equity Income Inst Acc

UK Equity Income

Schroder UK Alpha Income Z Inc
Royal London UK Equity Income M
MGTS Ardevora UK Income Instl Net Acc
Threadneedle UK Eq Inc ZNI
Premier Income C
Aviva Investors UK Equity Income SC2

USA

Jupiter North American Income I Acc

August
2014

Weighting

6.8%

6.8%

30.0%

4.8%

4.0%

5.0%

5.9%

5.4%

5.0%

15.2%

3.0%

6.1%

6.2%

6.4%

6.4%

36.9%

5.8%

6.1%

6.2%

6.2%

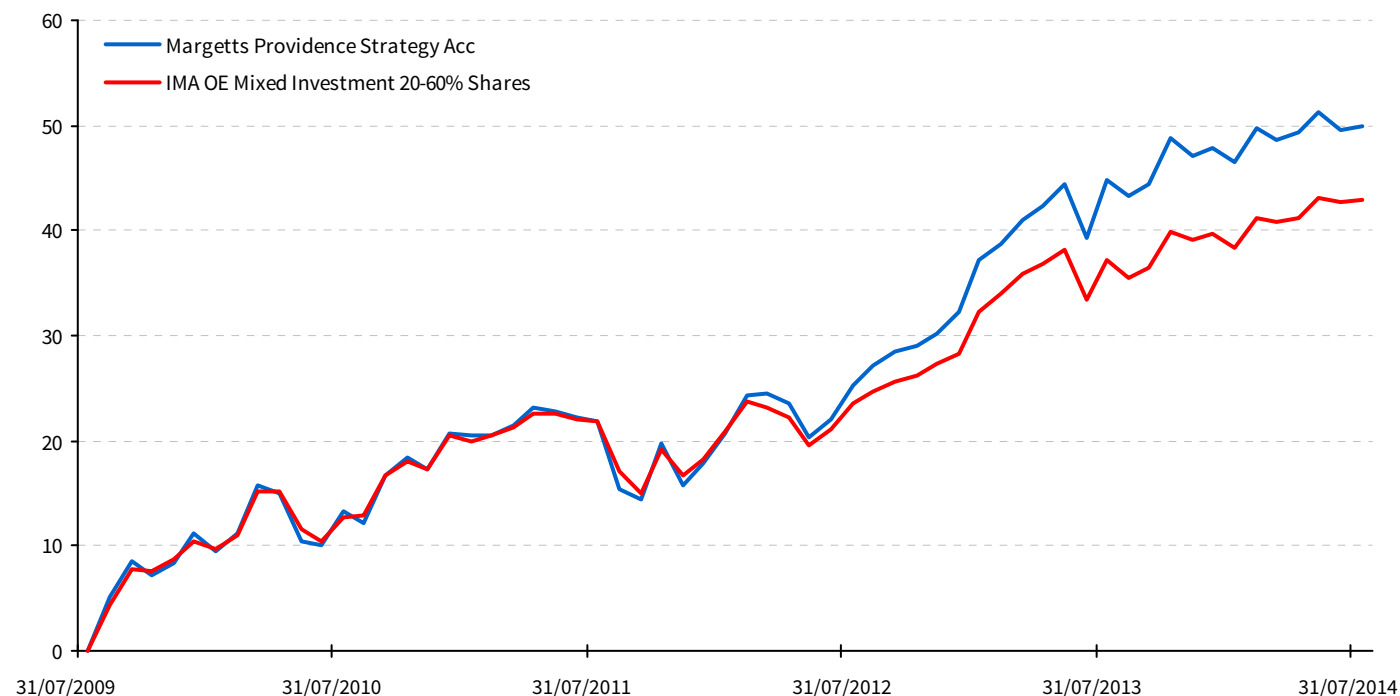
6.3%

6.4%

4.6%

4.6%

Performance (%)



Key Facts

Valuation point
Deals can be placed between
Launch date
Fund size
Ex-dividend dates
Payment dates

08:30
09:30-17:00
27/01/1995
£168m
31 Dec / 30 Jun
28 Feb / 31 Aug

Performance is based on Margetts Providence Strategy Acc.

The performance for other share classes may differ due to the difference in charges.

	Cumulative Performance				Discrete Performance					
	1 Year	3 Years	5 Years	10 Years	YTD	2013	2012	2011	2010	2009
Providence	3.57	23.12	50.01	83.36	1.4	11.86	12.25	-2.38	8.49	16.48
IMA OE Mixed Investment 20-60% Shares	4.12	17.32	42.96	68.05						

Source: Morningstar Direct as at 31/07/2014. Performance is bid to bid with income reinvested.
Past performance is no guarantee of future performance and investors may get back less than the original amount invested.

Share Class Information

Name	ISIN	Minimum Investment		Initial Charge	AMC	Ongoing Charges (Inc. AMC)	Yield
		Lump Sum	Regular				
Margetts Providence Strategy Fund Acc	GB0007938490	£1,000.00	£100.00	5%	1.475%	2.2%	2.62%
Margetts Providence Strategy Fund Inc	GB0007938276	£1,000.00	£100.00	5%	1.475%	2.2%	2.62%
Margetts Providence Strategy Fund R Acc	GB00B4VR6328	£1,000.00	£100.00	0%	0.695%	1.42%	2.72%
Margetts Providence Strategy Fund R Inc	GB00B7TRY424	£1,000.00	£100.00	0%	0.695%	1.42%	2.72%

> Select Strategy Fund

Risk Rated Funds

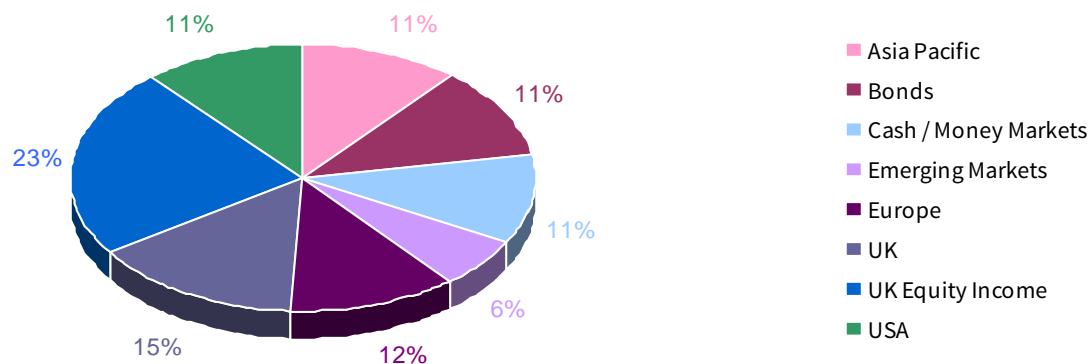
The fund is one of four Margetts Risk Rated funds. The Risk Rated funds can be used independently or combined with each other to create an actively managed portfolio with a specific risk profile to meet investors' requirements.

The objective of the team is to analyse macro economic data and the investment cycle for opportunities to add value or protect the fund from foreseen dangers to gain relative performance over time.

Risk Profile

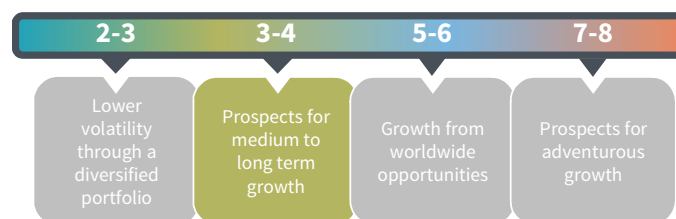
Each fund is managed to its individual risk profile. The fund will have a minimum recommended timescale, which is associated with its level of risk. A financial adviser can help to assess which fund is most appropriate for your needs.

Asset Allocation



Objective

The fund aims to achieve medium to long term capital growth on a medium risk basis. The fund will adopt a cautious but active management approach via a diverse spread of mainly UK and European equity, fixed interest, money market collective investments and cash. The fund will include collective investment schemes investing in various world markets.



Portfolio Holdings

Asia Pacific

Schroder Asian Income Z Acc
First State Asia Pacific Leaders B £ Acc

Bonds

M&G Optimal Income I Acc
Kames Investment Grade Bond B Acc

Cash / Money Markets

Invesco STIC Sterling Liquidity Sel Inc
Cash
GS Sterling Liquid Reserve Adm Inc

Emerging Markets

UBS Emerging Markets Equity Income C

Europe

Jupiter European Special Sits I Acc
BlackRock Continental European Inc D A

UK

Investec UK Special Situations I Acc Net
Jupiter UK Special Situations I Acc

UK Equity Income

Majedie UK Income X Acc
Rathbone Income I Acc
MGTS Ardevora UK Income Instl Net Acc

USA

Vanguard US Equity Index Acc
Royal London US Tracker Z Acc

August
2014

Weighting

11.1%

5.5%

5.6%

11.0%

5.0%

6.0%

10.8%

4.0%

2.9%

3.9%

6.3%

6.3%

11.5%

5.9%

5.6%

14.8%

7.4%

7.5%

23.0%

7.8%

7.7%

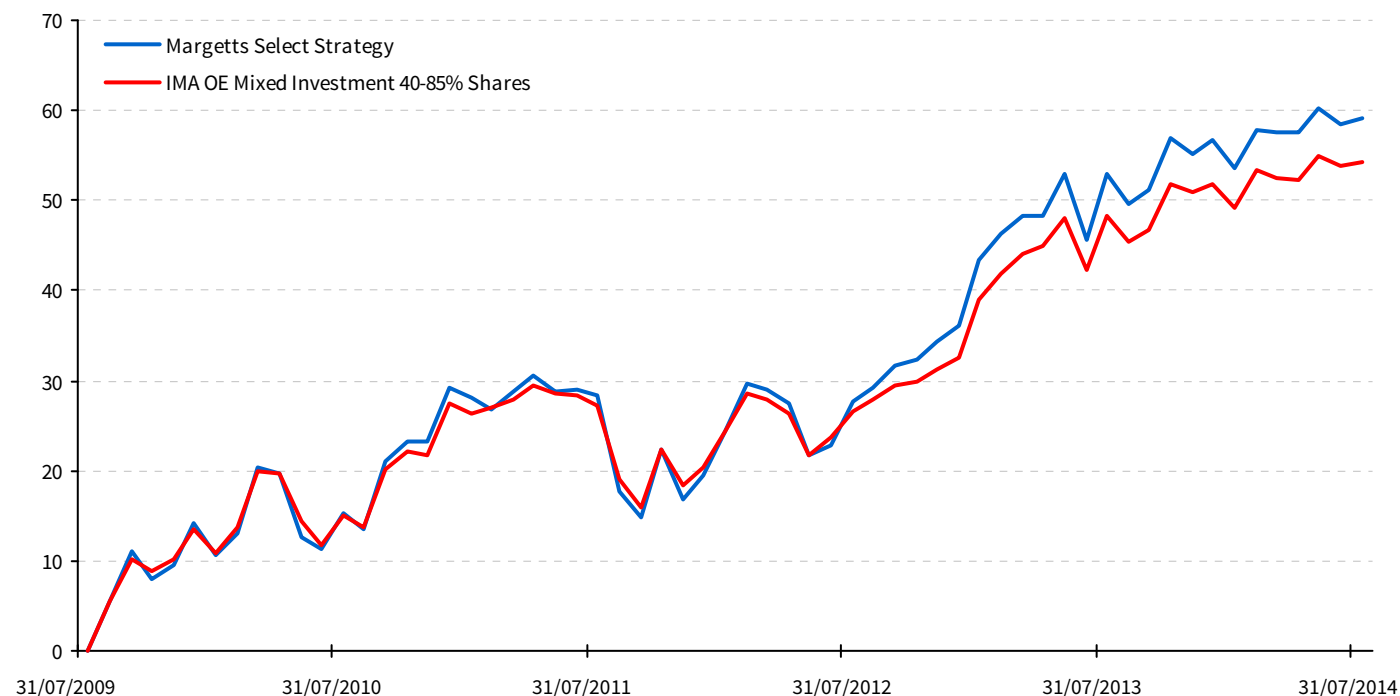
7.5%

11.4%

5.5%

6.0%

Performance (%)



Key Facts

Valuation point
Deals can be placed between
Launch date
Fund size
Ex-dividend dates
Payment dates

Performance is based on Margetts Select Strategy.

The performance for other share classes may differ due to the difference in charges.

08:30
09:30-17:00
20/03/1995
£127m
31 Dec / 30 Jun
28 Feb / 31 Aug

	Cumulative Performance				Discrete Performance					
	1 Year	3 Years	5 Years	10 Years	YTD	2013	2012	2011	2010	2009
Select	4.14	24.01	59.18	125.69	1.59	15.14	13.81	-7.55	13.27	23.43
IMA OE Mixed Investment 40-85% Shares	4.04	21.19	54.22	95.89						

Source: Morningstar Direct as at 31/07/2014. Performance is bid to bid with income reinvested.
Past performance is no guarantee of future performance and investors may get back less than the original amount invested.

Share Class Information

Name	ISIN	Minimum Investment		Initial Charge	AMC	Ongoing Charges (Inc. AMC)	Yield
		Lump Sum	Regular				
Margetts Select Strategy Fund Acc	GB0006584097	£1,000.00	£100.00	5%	1.475%	2.26%	0.18%
Margetts Select Strategy Fund R Acc	GB00B8K0B575	£1,000.00	£100.00	0%	0.695%	1.48%	0.56%

> International Strategy Fund

Risk Rated Funds

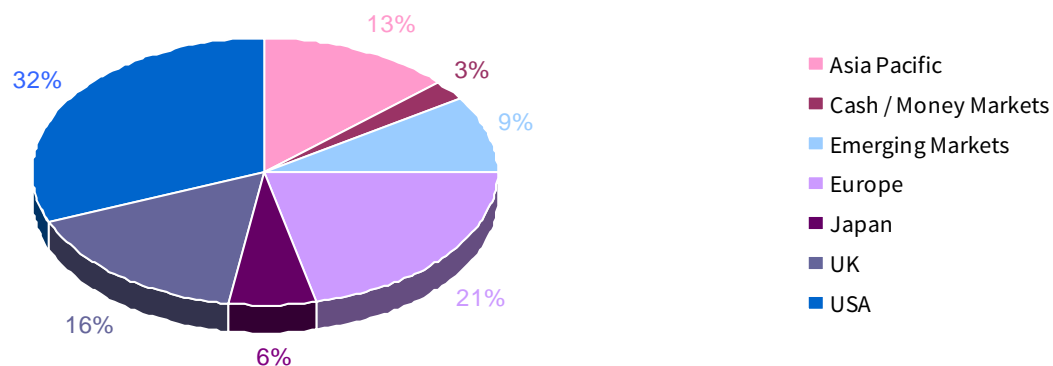
The fund is one of four Margetts Risk Rated funds. The Risk Rated funds can be used independently or combined with each other to create an actively managed portfolio with a specific risk profile to meet investors' requirements.

The objective of the team is to analyse macro economic data and the investment cycle for opportunities to add value or protect the fund from foreseen dangers to gain relative performance over time.

Risk Profile

Each fund is managed to its individual risk profile. The fund will have a minimum recommended timescale, which is associated with its level of risk. A financial adviser can help to assess which fund is most appropriate for your needs.

Asset Allocation



Objective

Long term growth from capital appreciation and re-invested income. The investment emphasis will be on global equities and may include relatively high weightings in overseas markets. A degree of volatility should be expected in the short/medium term.



Portfolio Holdings

Asia Pacific

Baillie Gifford Pacific B Acc
L&G Asian Income I Acc

Cash / Money Markets

Cash

Emerging Markets

Aberdeen Emerging Markets Equity I Acc
PFS Somerset Emerg Mkts Div Gr A GBP A

Europe

Henderson European Focus I Acc
Jupiter European I Acc
BlackRock Continental European D Acc

Japan

Fidelity Instl Japan

UK

Old Mutual UK Alpha U1 GBP Acc
CF Lindsell Train UK Equity Acc
Majedie UK Equity X Acc

USA

Royal London US Tracker Z Acc
Vanguard US Equity Index Acc
Boston Company US Opportunities W Ne
Martin Currie North American B

August
2014

Weighting

13.2%

6.9%

6.3%

2.8%

2.8%

9.1%

5.9%

3.2%

21.4%

7.0%

7.2%

7.2%

6.0%

6.0%

16.4%

5.7%

5.1%

5.6%

31.2%

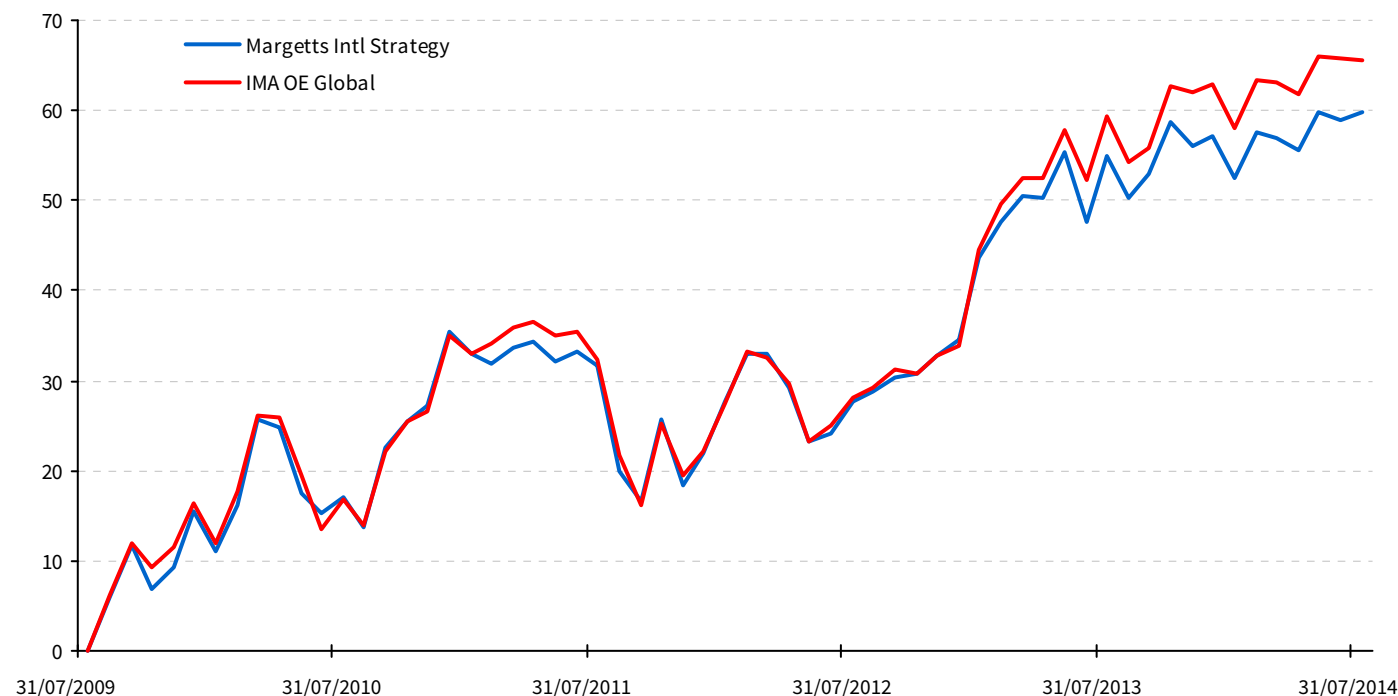
8.1%

8.0%

7.6%

7.6%

Performance (%)



Key Facts

Valuation point
Deals can be placed between
Launch date
Fund size
Ex-dividend dates
Payment dates

08:30
09:30-17:00
26/06/1992
£77m
31 Dec / 30 Jun
28 Feb / 31 Aug

Performance is based on Margetts Intl Strategy.

The performance for other share classes may differ due to the difference in charges.

	Cumulative Performance				Discrete Performance					
	1 Year	3 Years	5 Years	10 Years	YTD	2013	2012	2011	2010	2009
International	3.16	21.44	59.88	127.63	1.79	16.80	10.34	-9.94	17.11	27.46
IMA OE Global	3.89	25.15	65.63	115.5						

Source: Morningstar Direct as at 31/07/2014. Performance is bid to bid with income reinvested.
Past performance is no guarantee of future performance and investors may get back less than the original amount invested.

Share Class Information

Name	ISIN	Minimum Investment		Initial Charge	AMC	Ongoing Charges (Inc. AMC)	Yield
		Lump Sum	Regular				
Margetts International Strategy Fund Acc	GB0007021685	£1,000.00	£100.00	5%	1.475%	2.38%	0%
Margetts International Strategy Fund R Acc	GB00B8FN1Z15	£1,000.00	£100.00	0%	0.695%	1.6%	0%

> Venture Strategy Fund

Risk Rated Funds

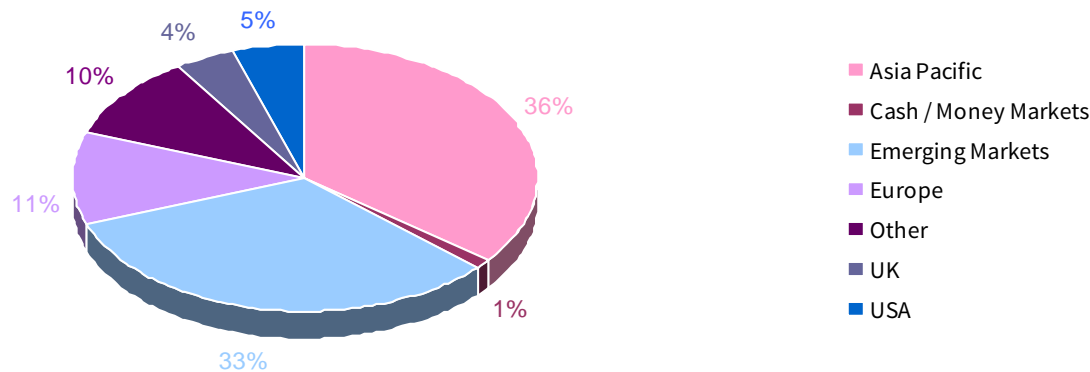
The fund is one of four Margetts Risk Rated funds. The Risk Rated funds can be used independently or combined with each other to create an actively managed portfolio with a specific risk profile to meet investors' requirements.

The objective of the team is to analyse macro economic data and the investment cycle for opportunities to add value or protect the fund from foreseen dangers to gain relative performance over time.

Risk Profile

Each fund is managed to its individual risk profile. The fund will have a minimum recommended timescale, which is associated with its level of risk. A financial adviser can help to assess which fund is most appropriate for your needs.

Asset Allocation



Objective

Long term growth through a diversified portfolio of predominantly international equities. A high degree of volatility over the short term is possible.



Portfolio Holdings

Asia Pacific

Schroder Asian Income Z Acc	6.3%
Newton Asian Income Instl W Net Acc	5.9%
Fidelity Instl South East Asia	5.2%
First State Asia Pacific Leaders B £ Acc	6.0%
Aberdeen Asia Pacific Equity I	6.7%
Schroder Instl Pacific I Acc	5.5%

Cash / Money Markets

Cash	1.2%
------	------

Emerging Markets

Aberdeen Emerging Markets Equity I Acc	7.4%
First State Global Emerg Mkts Ldrs B GBP	7.7%
Fidelity Emerging Markets W Acc	6.4%
UBS Emerging Markets Equity Income C	5.2%
PFS Somerset Emerg Mkts Div Gr A GBP A	6.1%

Europe

F&C European Growth & Income 2 Acc	5.9%
BlackRock European Dynamic D	5.3%

Other

Fundsmith Equity I Acc	5.3%
M&G Global Dividend I Acc	5.2%

UK

Old Mutual UK Alpha U1 GBP Acc	4.1%
--------------------------------	------

USA

JPM US Equity Income C (acc) - GBP	5.0%
------------------------------------	------

August
2014

Weighting

35.6%

6.3%

5.9%

5.2%

6.0%

6.7%

5.5%

1.2%

1.2%

32.7%

7.4%

7.7%

6.4%

5.2%

6.1%

11.2%

5.9%

5.3%

10.5%

5.3%

5.2%

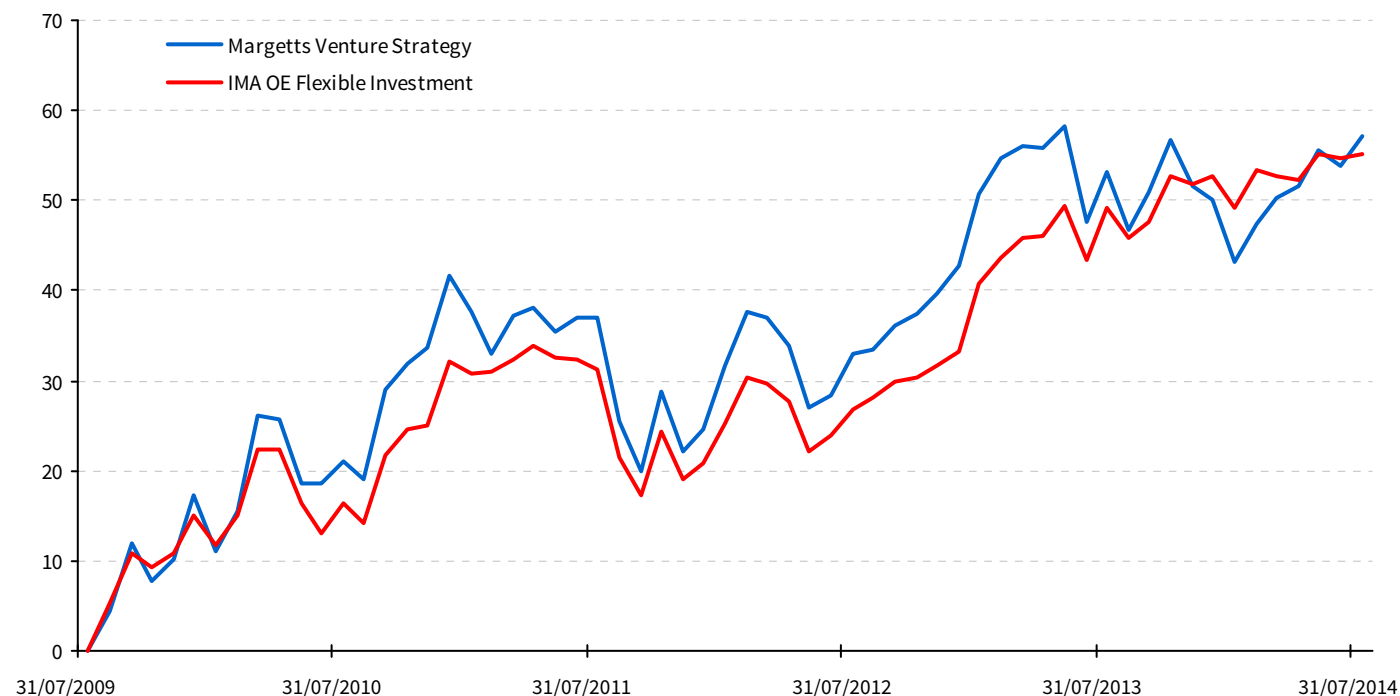
4.1%

4.1%

5.0%

5.0%

Performance (%)



Key Facts

Valuation point
Deals can be placed between
Launch date
Fund size
Ex-dividend dates
Payment dates

08:30
09:30-17:00
01/02/1995
£87m
31 Dec / 30 Jun
28 Feb / 31 Aug

Performance is based on Margetts Venture Strategy.

The performance for other share classes may differ due to the difference in charges.

	Cumulative Performance				Discrete Performance					
	1 Year	3 Years	5 Years	10 Years	YTD	2013	2012	2011	2010	2009
Venture	2.54	14.69	57.08	179.28	4.68	5.14	14.46	-12.00	20.84	36.03
IMA OE Flexible Investment	4	18.27	55.12	100.53						

Source: Morningstar Direct as at 31/07/2014. Performance is bid to bid with income reinvested.
Past performance is no guarantee of future performance and investors may get back less than the original amount invested.

Share Class Information

Name	ISIN	Minimum Investment		Initial Charge	AMC	Ongoing Charges (Inc. AMC)	Yield
		Lump Sum	Regular				
Margetts Venture Strategy Fund Acc	GB0007938383	£1,000.00	£100.00	5%	1.475%	2.54%	0.12%
Margetts Venture Strategy Fund R Acc	GB00B6VBDR16	£1,000.00	£100.00	0%	0.695%	1.76%	0.53%

Important Information

Margetts Fund Management Ltd is authorised and regulated by the Financial Conduct Authority.

Past Performance is no guarantee of future performance. The value of an investment and the income from it can fall as well as rise and investors may get back less than they invested.

Quoted yields are based on the previous 12 months distributions to investors and are not guaranteed. Future distributions may differ and will be subject to market factors.

Risk factors should be taken into account and understood including (but not limited to) currency movements, market risk, liquidity risk, concentration risk, lack of certainty risk, inflation risk, performance risk, local market risk and credit risk.

The information on this factsheet is intended to provide information only and should not be interpreted as advice. Margetts recommend that investors seek professional advice before making any investment to ensure that the product is suitable and can achieve their objectives.

Investors should ensure that they have read and understood the Non UCITS Retail Scheme Key Investor Information Document (NURS-KII) and Supplementary Information Document (SID), which contain important information. A copy of these documents is available on the website or on request from Margetts Fund Management. Contact details are provided below.

Margetts does not warrant that information will be error-free.

Award Winners for Investment Performance

www.margetts.com

Margetts Fund Management Ltd
1 Sovereign Court Graham Street Birmingham B1 3JR

Registered in England No. 4158249
Authorised and Regulated by the Financial Conduct Authority