



# RATHBONE GLOBAL OPPORTUNITIES FUND

## Fund facts

<b>Manager:</b>	Rathbone Unit Trust Management Limited
<b>Trustee:</b>	National Westminster Bank Plc
<b>Date launched/Launch price:</b>	May 2001/50p
<b>Size of fund:</b>	Offer value: £425.91m Mid-market: £424.84m
<b>Selling prices:</b>	Acc: 114.12p
<b>Buying prices:</b>	Acc: 117.60p
<b>Historical distribution yield:</b>	0.00%
<b>Total no. of holdings:</b>	52
<b>Initial charge:</b>	2.5% (included in the offer price)
<b>Ongoing Charges Figure (OCF) as at 31.01.14:</b>	1.55%

For more information on our charges, please see our 'Funds' pages at [www.rutm.com](http://www.rutm.com).

## 10 largest holdings

	%
AB Foods	2.57
Restoration Hardware	2.30
Visa	2.17
Philip Morris	2.11
EOG Resources	2.08
Constellation Brands	2.07
Micros Systems	2.06
Facebook	2.06
Signet Jewelers	2.03
Precision Castparts	2.00

## Distributions (per unit)

Acc units only:	Ex div	Payment
Interim	01 August	30 September
Final	01 February	31 March

Year end 31 January

## Dealing

Forward daily: 9.00am-5.00pm  
Valuation point: 12.00 midday  
Valuation/dealing: 0845 300 2101  
Information line: 020 7399 0399

Sedol (Acc): 3034909  
ISIN (Acc): GB0030349095

Minimum initial investment: £1,000  
Minimum additional investments: £500

## Product availability

Unit trust and ISA, lump sum.

For Investment Advisers, third party availability – all major, including Cofunds, Skandia, FundsNetwork.

For more information, please see our 'Strategic Partners' page on the 'How to Invest' section of our website [www.rutm.com](http://www.rutm.com)

## Awards



## Ratings



★★★★★ Morningstar Rating™

5Yr

## Investment objective

The objective of the fund is to provide above average long term capital growth from a global portfolio. The fund will be able to invest in any transferable security in all recognised world financial markets. The income yield will be at best minimal.

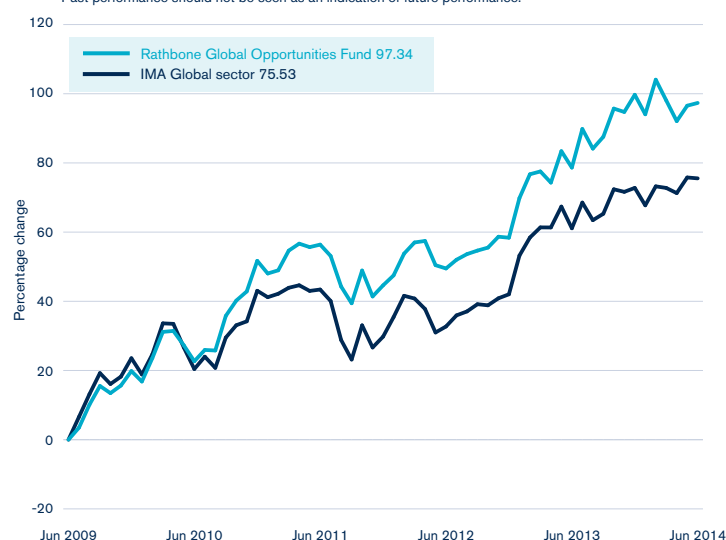
To meet these objectives, the fund may also invest, at the Manager's discretion, in other transferable securities, money market instruments, warrants, cash and near cash, deposits and units in collective investment schemes. Use may be made of stocklending, borrowing, cash holdings, hedging and other investment techniques permitted by the FCA Rules. The value of investments and the income from them may go down as well as up and you may not get back your original investment.

## Investment style

This is a high conviction stockpicking fund that invests in undiscovered growth stories – companies with star quality that are unrecognised by the market. These are pure-play, innovative businesses that consistently beat expectations, outclass their competitors and serve a rapidly growing market. Our approach is entirely flexible in terms of company size, sector and geographic location – a key strength. This is an aggressively-managed fund that takes a responsible approach to risk, is nimble enough to exploit market inefficiencies and achieve higher returns for investors.

## R-Class Fund performance over 5 years

30 June 09 to 30 June 14, Bid-Bid, UK Basic Rate, Based In UK Sterling, Percentage change. Past performance should not be seen as an indication of future performance.



© 2014 Morningstar. All Rights Reserved. The information, data, analyses, and opinions contained herein (1) include the proprietary information of Morningstar, (2) may not be copied or redistributed, (3) do not constitute investment advice offered by Morningstar, (4) are provided solely for informational purposes and therefore are not an offer to buy or sell a security, and (5) are not warranted to be correct, complete, or accurate. Morningstar shall not be responsible for any trading decisions, damages, or other losses resulting from, or related to, this information, data, analyses, or opinions or their use. The Morningstar OBSR Analyst Rating™ is subjective in nature and reflects Morningstar's current expectations of future events/behaviour as they relate to a particular fund. Because such events/behaviour may turn out to be different than expected, Morningstar does not guarantee that a fund will perform in line with its Morningstar OBSR Analyst Rating. Likewise, the Morningstar OBSR Analyst Rating should not be seen as any sort of guarantee or assessment of the creditworthiness of a fund or of its underlying securities and should not be used as the sole basis for making any investment decision.

## R-Class Fund performance

Time periods ending 30.06.14:	6 months	1 year	3 years	5 years
<b>Rathbone Global Opportunities Fund</b>	<b>-1.19%</b>	<b>10.46%</b>	<b>26.18%</b>	<b>97.34%</b>
IMA Global sector	1.59%	8.96%	22.41%	75.53%
<b>Quartile rank</b>	<b>4</b>	<b>2</b>	<b>2</b>	<b>1</b>

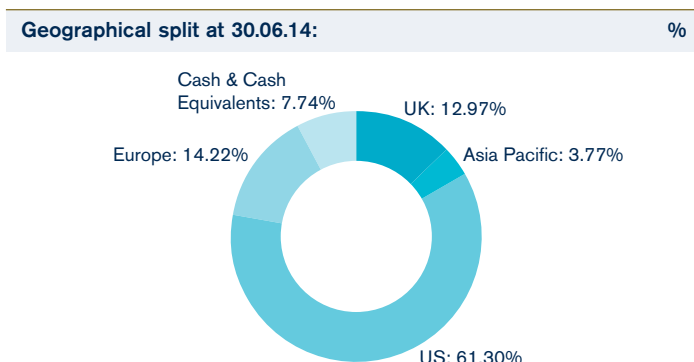
Discrete annual performance, quarter ending 30 June	2010	2011	2012	2013	2014
<b>Rathbone Global Opportunities Fund</b>	<b>22.67%</b>	<b>27.49%</b>	<b>-4.41%</b>	<b>19.50%</b>	<b>10.46%</b>
IMA Global sector	20.42%	19.08%	-7.45%	21.38%	8.96%

	Alpha	Beta	Volatility	Turnover
<b>Rathbone Global Opportunities Fund</b>	<b>2.86</b>	<b>0.81</b>	<b>11.77%</b>	<b>48.94%</b>
IMA Global sector	-1.52	0.96	12.71%	

Source performance data Financial Express, bid to bid, net income re-invested. Data using prices struck 30.06.14. Alpha, Beta and Volatility statistics given on a 5 year rolling basis. Alpha and Beta are calculated using the FTSE World (GBP) Index as the benchmark. Alpha, Beta and Volatility shown is annualised standard deviation of monthly returns. Turnover is calculated on a 1 year rolling basis. For further information on these statistics, please call our Information line on 020 7399 0399, or visit [www.rutm.com](http://www.rutm.com). **Past performance should not be seen as an indication of future performance. The value of investments and the income from them may go down as well as up and you may not get back your original investment.**

<b>Sector breakdown at 30.06.14:</b>	<b>%</b>
Oil & Gas	7.37
Basic Materials	3.67
Industrials	17.29
Consumer Goods	17.01
Consumer Services	22.27
Health Care	2.85
Telecommunications	0.00
Utilities	0.00
Financials	12.32
Technology	9.48
Cash & Cash Equivalents	7.74

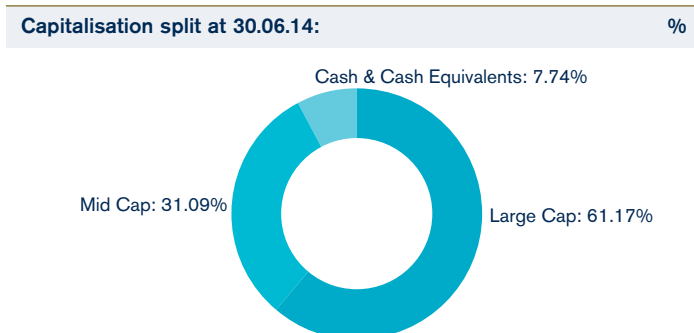


### James Thomson – Executive Director, Fund Manager



James joined Rathbones in October 2000, having graduated from Cornell University in New York. He was appointed co-manager of the fund in November 2003, in charge of the day-to-day management of the portfolio, and in July 2005 was given sole responsibility. James holds the Investment Management Certificate, the Securities Institute Diploma and is a Fellow of the Securities Institute. In November 2006, he was elected to

the Board of Directors of Rathbone Unit Trust Management.



### Further information

Copies of the Prospectus, the Key Investor Information Document (KIID), the Supplementary Information Document (SID), and application forms may be obtained, free of charge, from Rathbone Unit Trust Management Limited.

Emerging markets are volatile and may suffer from liquidity problems. Changes in rates of exchange between currencies may cause the value of investments to decrease or increase.

Details of tax levels and reliefs may change in the future. The value of any tax relief depends on individual circumstances. If you have doubts about your tax position, or the suitability of this investment, you should seek professional advice.

The annual management charge and other income expenses are paid out of the fund's income.

### Important note

For more information on the fund please visit our website at [www.rutm.com](http://www.rutm.com) or call us on 020 7399 0399.

## Rathbone Unit Trust Management Limited

1 Curzon Street, London W1J 5FB | Information line: 020 7399 0399

Telephone: 020 7399 0000 | Facsimile: 020 7399 0057 | [rutm@rathbones.com](mailto:rutm@rathbones.com) | [www.rutm.com](http://www.rutm.com)

Authorised and regulated by the Financial Conduct Authority. A member of the Investment Management Association. A member of the Rathbone Group. Registered No. 02376568

RATHBONES and  are registered marks of Rathbone Brothers Plc.

**RATHBONES**  
Established 1742