

CF Cornelian Growth Fund

as at 31 July 2014

Cornelian

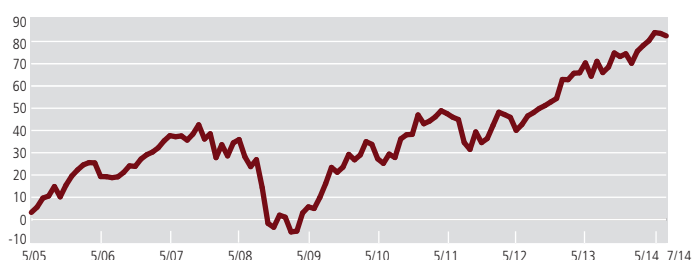
Investment Objectives

The objective of the CF Cornelian Growth Fund is to provide long term growth of capital from a balanced portfolio of equities, bonds, government securities and collective investment schemes without limitation to any geographical or industrial sector although there may be times when the investment manager may choose to concentrate investments in a particular geographic area. There may be occasions when the investment manager may choose to hold a high level of cash or money market instruments.

Fund Performance

Cumulative Performance (%)

	1m	3m	6m	1yr	3yr	5yr	Since Launch
'E' Accumulation Shares	-0.61	1.21	3.91	3.55	26.88	68.39	82.50



Market Information (%)

	1m	3m	6m	1yr	3yr	5yr	Since Launch
RPI + 2.5%	-	-	-	4.99	17.36	35.60	68.93
FTSE British Government All Stock Index	1.01	1.39	2.28	2.59	13.33	29.70	62.70
FTSE All Share Index	-0.30	-0.23	4.48	5.61	31.74	80.72	98.04
IMA OE Mixed Investment 40-85% Shares Sector	0.22	1.31	3.50	4.18	21.70	54.95	72.90

Standardised Performance (%)

	YTD	2013	2012	2011	2010	2009
'E' Accumulation Shares	1.38	16.42	13.18	-7.20	14.01	27.08

Fund Summary

Launch date: 11 April 2005
 Fund Size: £90.59 million
 Historic Yield: 0.73% after deduction of fees
 Distribution Dates: 15 June, 15 December

Share Classes	SEDOL	AMC(%)	Ongoing Charges(%)	Min Investment
B Accumulation	B06H6T5	1.50	1.96	£1,000
B Income	B06H6Z1	1.50	1.96	£1,000
C Accumulation	B3XP2Z1	1.70	1.99	£1,000,000
C Income	B3W2CZ3	1.70	1.99	£1,000,000
D Accumulation	B3RMNL1	0.75	1.21	£1,000,000
D Income	B68Y9S6	0.75	1.21	£1,000,000
E Accumulation	B06H6P1	1.25	1.71	£1,000
E Income	B06H8L1	1.25	1.71	£1,000

B Class—0.50% trail; C Class—0.75% trail; D Class—no trail; E Class—no trail

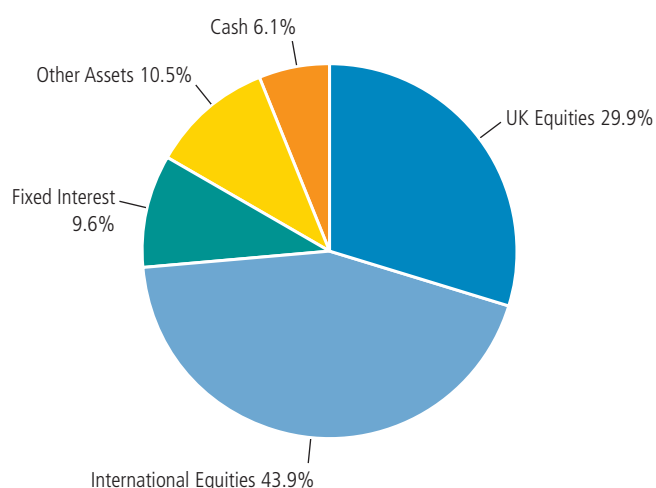
Volatility

Current Volatility	14.00%
Upper Volatility Limit	15.60%

The figure for 'Current Volatility' is the measure of the anticipated volatility of the fund given the mix of assets held at the date of this factsheet, taking account of the historical volatility of those asset classes. The fund is constructed to ensure that, in normal circumstances, the calculated Current Volatility remains below the maximum level ascribed. It should be noted that although volatility is widely used to measure risk, it is not perfect and the existence of an Upper Volatility Limit as set out above does not guarantee that the figure will not be exceeded.



Asset Allocation (% weighting)



UK Equity	29.91
US	14.61
Fixed Interest	9.63
Europe (ex UK)	8.96
Japan	8.36
Cash	6.02
Far East (ex Japan)	5.42
Global	4.86
Commercial Property	3.97
Absolute Return Funds	3.10
Private Equity	1.93
Emerging Markets	1.70
Infrastructure	1.53

CF Cornelian Growth Fund

Details of Fund Holdings

Top 10 Direct Equity Holdings (%)

Shire	1.63
BHP Billiton	1.13
HSBC Holdings	1.13
Meggitt	1.12
Prudential	1.09
Carillion	1.05
BT Group	1.04
Inchcape	1.04
Wolseley	1.03
Legal & General Group	1.03

Top 10 Other Holdings (%)

iShares S&P 500	6.00
Findlay Park American	4.53
Polar Capital North American	4.09
Baillie Gifford Japanese	3.16
British Land	2.96
SW Mitchell European	2.95
Schroders ISF Global Convertible Bond	2.93
iShares MSCI Japan	2.75
Blackrock European Dynamic	2.62
Royal London Sterling Extra Yield	2.52

Investment Managers




Hector Kilpatrick ASIP **Chief Investment Officer**

Hector leads the global, multi-asset investment team. He is responsible for the investment performance of all our mandates as well as managing and developing our investment processes and promoting our unconstrained, active investment philosophy.



David Appleton MSc, MCSI **Investment Director**

David manages UK equity investments alongside CIO Hector Kilpatrick and contributes to asset allocation decisions for Cornelian's risk-managed funds and client portfolios.



Marcus Brooks MA, ASIP **Director**

In addition to his client responsibilities, Marcus takes overall responsibility for, and reports to the Board on the management and performance of private client and charity portfolios.

Further Information

Investment Manager

Cornelian Asset Managers Ltd
30 Charlotte Square, Edinburgh EH2 4ET
Tel 0131 243 4130 www.cornelianam.com

Also at:

42 Brook Street, London W1K 5DB
Tel: 020 7769 6818

Authorised Corporate Director

Capita Financial Managers Ltd
Ibex House, 42-47 Minories, London EC3N 1DX
Tel 0207 556 8800 www.capitafinancial.co.uk

Sources: Capita Financial Group, Morningstar & FTSE International Limited ('FTSE').

Performance and Yield figures are based on the 'E' Accumulation Shares. Fund performance figures do not include any initial charge; if this is paid it will reduce performance from that shown.

RPI Data is the latest available. This will normally be from a data point at least one month earlier.

The specific details of the funds including investment policy, charges and the associated risks are explained in the Key Investor Information Documentation (KIIDs) – a link to these is available via the Cornelian website.

Important Notice

Issued and approved by Cornelian Asset Managers Limited (CAML). CAML and Capita Financial Managers Limited (CFML) are authorised and regulated by the Financial Conduct Authority. You should remember that the value of investments and the income derived therefrom may fall as well as rise and you may not get back the amount that you invest. Past performance is not a guide to the future. This material is directed only at persons in the UK and is not an offer or invitation to buy or sell securities. Opinions expressed represent the views of CAML at the time of preparation. They are subject to change and should not be interpreted as investment advice. CAML and connected companies, clients, directors, employees and other associates, may have a position in the fund and any security, or related financial instrument, issued by a company or organisation mentioned in this document. 'FTSE®' is a trade mark of the London Stock Exchange Group companies and is used by FTSE International Limited under licence. All rights in the FTSE indices and/or FTSE ratings vest in FTSE and/or its licensors. Neither FTSE nor its licensors accept any liability for any errors or omissions in the FTSE indices and/or FTSE ratings or underlying data. No further distribution of FTSE Data is permitted without FTSE's express written consent.