

# Rathbone Income Fund

## Investment objective

The objective of the fund is to achieve above average and maintainable income but without neglecting capital security and growth. The Manager intends to achieve the objective primarily through the purchase of ordinary shares with an above average yield. There is no restriction on the economic sectors or geographic areas in which the fund may invest. However, investments will always be predominantly in the ordinary shares of UK companies.

## Fund snapshot

The fund invests in small, mid and large-sized UK equities with a focus on dividend-paying stocks trading at a discount to fair value. There is also the flexibility to invest up to 20% in foreign equities. To control risk, we believe capital protection is key. The manager's style is to have long-term conviction to step beyond benchmarks and short-term trends. Portfolio turnover is low due to a 'buy and hold' strategy for rolling-up income and capital returns. The fund holds a concentrated portfolio of 30 to 50 companies, as we believe adding further holdings to try spread risk is only distracting.

## Fund facts

<b>Manager</b>	Rathbone Unit Trust Management Limited
<b>Trustee</b>	National Westminster Bank Plc
<b>Date Launched/Launch Price</b>	12 February 1971/25p (fund) (adjusted for 4:1 split) 01 March 2012 (unit class)
<b>Size of fund</b>	Offer value: £1,448.65m Bid value: £1,437.83m
<b>Selling prices</b>	Income (Inc): 1003.63p Accumulation (Acc): 1605.65p
<b>Buying prices</b>	Inc: 1011.79p/Acc: 1616.56p
<b>Historical distribution yield*</b>	Inc: 3.46%/Acc: 3.44%
<b>Total no. of holdings</b>	43
<b>Initial charge</b>	0%
<b>Ongoing Charges Figure (OCF) as at 31.03.2017</b>	0.79%
<b>Broker commission**</b>	Execution: 0.0011%/Research: 0.0008%
<b>Minimum initial investment</b>	£1,000,000
<b>Minimum additional investments</b>	£500

## 10 largest holdings

	%
Unilever	4.76
Royal Dutch Shell B	4.18
Reckitt Benckiser	3.81
AstraZeneca	3.76
GlaxoSmithKline	3.72
British American Tobacco	3.53
RELX	3.15
Rio Tinto	3.13
Lockheed Martin	2.81
Aviva	2.73

## Dealing/valuation

Forward daily: 9.00am-5.00pm  
Valuation point: 12.00 midday  
Dealing/valuation: 0330 123 3810  
Information line: 020 7399 0399

## Fund codes

Sedol (Inc): B7FQLQ4  
Sedol (Acc): B3Q9WG1  
ISIN (Inc): GB00B7FQLQ43  
ISIN (Acc): GB00B3Q9WG18

## Distributions per unit

	2012	2015
Year paid		
Interim	2.29p	11.85p
Final	16.92p	21.03p
Year paid	2013	2016
Interim	10.75p	11.85p
Final	19.29p	22.20p
Year paid	2014	2017
Interim	11.33p	12.64p
Final	19.87p	
	Ex div	Payment
Interim	01 Apr	31 May
Final	01 Oct	30 Nov
Year end 30 September		

## Product availability

For Investment Advisers, third party availability – all major platforms.

For more information, please see our 'Strategic Partners' page on the 'How to Invest' section of our website rutm.com


## Management



**Carl Stick**  
Fund Manager

Carl is a Board Director of Rathbone Unit Trust Management (RUTM) and plays a key role in the development of Rathbones' investment process and business strategy. He has been managing the Rathbone Income Fund, since January 2000. Carl is also Institute for Investment Management and Research qualified and a Fellow of the Securities Institute.

## Fund ratings

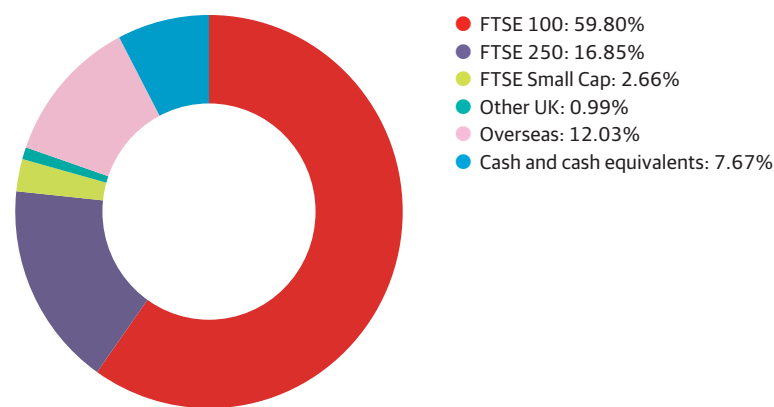


## Manager ratings

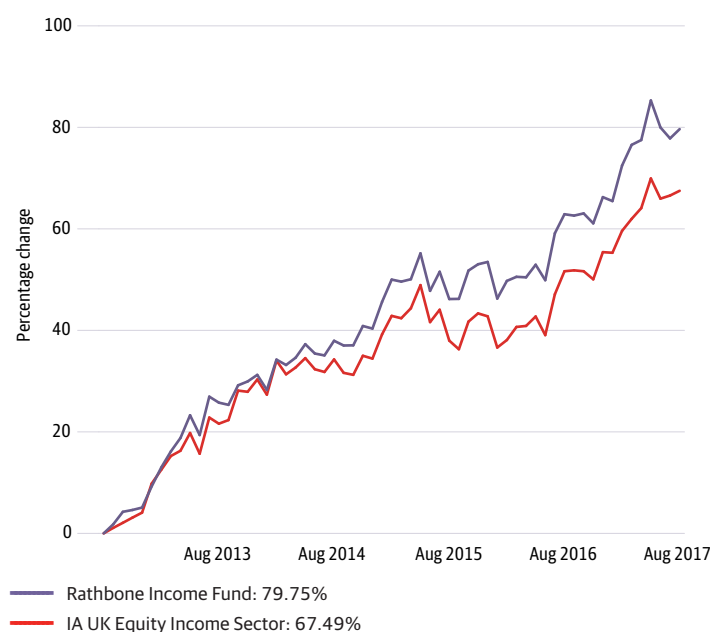


## Capitalisation split

Data as at 31.08.17



## I-Class fund performance over 5 years\*\*



31 August 12 to 31 August 17, bid-bid, UK basic rate in UK Sterling, percentage change.

## I-Class fund performance\*\*

Data as at 31.08.17

	1 year	3 years	5 years
Rathbone Income Fund	10.36%	30.30%	79.75%
IA UK Equity Income Sector***	10.46%	24.74%	67.49%
Quartile rank	3	1	1

Discrete annual performance, quarter ending 30 June	2013	2014	2015	2016	2017
Rathbone Income Fund	26.35%	13.46%	9.12%	1.41%	20.15%
IA UK Equity Income Sector***	21.30%	14.39%	7.02%	-1.82%	19.34%

	Alpha***	Beta***	Volatility***	Turnover***
Rathbone Income Fund	4.42	0.75	8.41%	19.33%
IA UK Equity Income Sector***	2.26	0.82	8.53%	

Past performance should not be seen as an indication of future performance. The value of investments and the income from them may go down as well as up and you may not get back your original investment.

**Rathbone Unit Trust Management Limited**  
8 Finsbury Circus, London EC2M 7AZ  
Tel 020 7399 0000  
Fax 020 7399 0057

08/09/17 v1

## You should know

### Important information

Copies of the Prospectus, the Key Investor Information Document (KIID), the Supplementary Information Document (SID), and application forms may be obtained, free of charge, from Rathbone Unit Trust Management Limited.

Emerging markets are volatile and may suffer from liquidity problems. Changes in rates of exchange between currencies may cause the value of investments to decrease or increase.

Details of tax levels and reliefs may change in the future. The value of any tax relief depends on individual circumstances. If you have doubts about your tax position, or the suitability of this investment, you should seek professional advice.

To meet the investment objective, the fund may also invest, at the Manager's discretion, in other transferable securities, money market instruments, warrants, cash and near cash, deposits and units in collective investment schemes. Use may be made of stocklending, borrowing, cash holdings, hedging and other investment techniques permitted by the FCA Rules.

As the Manager's annual fee is taken from capital, this will mean that capital may be eroded or growth restricted to the extent of the charge and that, while there may as a result be a reduction in liability for Capital Gains Tax, there will be some increase in Income Tax liability for tax paying unitholders. All other income expenses are paid out of the fund's income.

^^On 3 April 2017 the fund moved from IA All Companies to IA UK Equity Income sector.

### Information notes

\*Income and Accumulation yields may differ for this fund as the figure is expressed as a percentage of the buying price.

\*\*An average of the preceding six month's execution / research charges incurred by the fund shown as a percentage of the average fund Net Asset Value for that period, separate from the Ongoing Charges Figure.

Source performance data Financial Express, bid to bid, net income re-invested. This is net of expenses and tax. Data using prices as at 31.08.2017. I-Class units/shares were launched on 01 March 12. \*\*Performance is a combination of I-Class units and R-Class units (where I-Class was unavailable). \*\*\*Alpha, Beta and Volatility statistics given on a 5 year rolling basis. Alpha and Beta are calculated using the FTSE All-Share Index as the benchmark. Alpha, Beta and Volatility shown is annualised standard deviation of monthly returns. Turnover is calculated on a 1 year rolling basis.

©2017 Morningstar. All rights reserved. The Morningstar OBSR Analyst Rating™ is subjective in nature and reflects Morningstar's current expectations of future events/behaviour as they relate to a particular fund. Because such events/behaviour may turn out to be different than expected, Morningstar does not guarantee that a fund will perform in line with its Morningstar OBSR Analyst Rating. Likewise, the Morningstar OBSR Analyst Rating should not be seen as any sort of guarantee or assessment of the creditworthiness of a fund or of its underlying securities and should not be used as the sole basis for making any investment decision.

Copyright ©2017 Pure Research Limited, refer to "http://www.puregroup.io"

Authorised and regulated by the Financial Conduct Authority

A member of the Investment Association (IA)

A member of the Rathbone Group. Registered No. 02376568

### Information line

020 7399 0399  
rutm@rathbones.com  
rutm.com