



Aberforth Smaller Companies Trust plc

Monthly Factsheet

31 December 2014

Fund structure

The Fund is an investment trust – a type of investment company, or collective investment fund – with a Premium share listing on the Main Market of the London Stock Exchange.

Manager: Aberforth Partners

The Fund is managed by Aberforth's investment team of 6 fund managers:

Andy Bamford	Euan Macdonald
Keith Muir	Richard Newbery
Alistair Whyte	Mark Williamson

Further information on the investment team is available at www.aberforth.co.uk.

Benchmark: NSCI (XIC)

The Fund's benchmark is the Numis Smaller Companies Index (excluding Investment Companies). This is rebalanced every January and the current profile is:

Number of companies	369
Total market value	£157bn
Largest constituent	£1.3bn
Largest constituent (if rebalanced at Factsheet date)	£1.3bn

Key Fund information

Total investments	£1,139m
Number of investments	91
Gearing - bank loan	£34m
Net gearing	2.8%
Total net assets	£1,107m
Ordinary shares in issue	95,344,792
NAV	1,161.41p
Share price	1,072.00p
Discount/premium	7.7%
Market value	£1,022m
Launch date	10 Dec 90
Next year-end	31 Dec 15

Fees & charges

Management fee* (12m to 31 Dec 14)	0.76%
Performance fee	None
Ongoing charges (at 31 Dec 14 & includes Management fee)	0.82%

* Details of the Management fee structure are available at www.aberforth.co.uk.

Yield & dividends

Yield	2.2%
1 st interim dividend (paid 28 Aug 14)	7.75p
Final dividend (paid 6 Mar 14)	16.15p

Objective

The Fund's objective is to achieve a total return greater than on the NSCI (XIC) over the long term by investing in a diversified portfolio of small UK quoted companies.

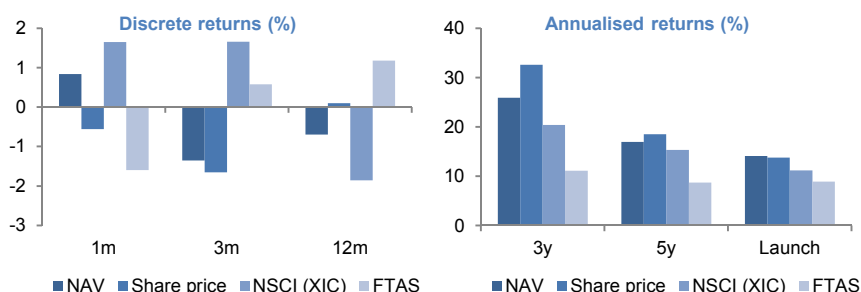
Investment style: Value

Aberforth are value investors who buy shares in companies that they calculate to be selling below their intrinsic value. This is determined through detailed financial and industrial analysis, combined with a valuation approach that focuses on both stockmarket and corporate worth.

Investment performance (annualised total returns)

Growth (%)	1m	3m	12m	3y	5y	Launch
NAV	0.8	-1.4	-0.7	25.9	16.9	14.1
Share price	-0.6	-1.7	0.1	32.6	18.5	13.8
NSCI (XIC)	1.7	1.7	-1.9	20.4	15.3	11.2
FTAS	-1.6	0.6	1.2	11.1	8.7	8.9

Notes: 1m & 3m returns not annualised; Launch date = 10 Dec 90; FTAS = FTSE All-Share Index.



Investment commentary

Global equities struggled in December with European markets being particularly weak as investors contemplated renewed political strains and poor economic data. The FTSE All-Share declined over the month burdened by its significant commodity exposure. The lower exposure of the investment benchmark to that area allowed it to make modest progress. The Fund's return was inferior to that of the benchmark, with the significant exposure to the smaller value constituents of the NSCI (XIC) proving unhelpful.

In terms of individual holdings, the significant fall in energy prices was reflected in the share prices of the producers: Hardy Oil & Gas and Petroceltic declined by in excess of 25% with the latter also affected by the termination of bid discussions. More positively, Northgate generated a significant contribution following a strong trading update. Further, Card Factory and Spire made significant progress in the month; both of these companies were IPOs that listed in 2014.

As an active manager, we seek to add value through the construction of a portfolio that differs from the benchmark. Active share is a measure of this difference; the higher the ratio, the higher the probability that the portfolio will perform out of line with the benchmark, for better or worse. Following the annual rebalancing of the NSCI (XIC), the number stood at 77% with a target to maintain it above 70%.

Top 10 investments

Name	Activity	%
JD Sports Fashion	Retailing - sports goods & clothing	4.3
Vesuvius	Metal flow engineering	2.9
e2v technologies	Electronic components & subsystems	2.7
St. Modwen Properties	Property - investment & development	2.6
Northgate	Van rental	2.5
Bovis Homes Group	Housebuilding	2.4
Shanks Group	Waste services	2.4
Flybe Group	Airline	2.3
QinetiQ Group	R&D and consulting services	2.3
Go-Ahead Group	Bus & rail operator	2.2

Risk warnings

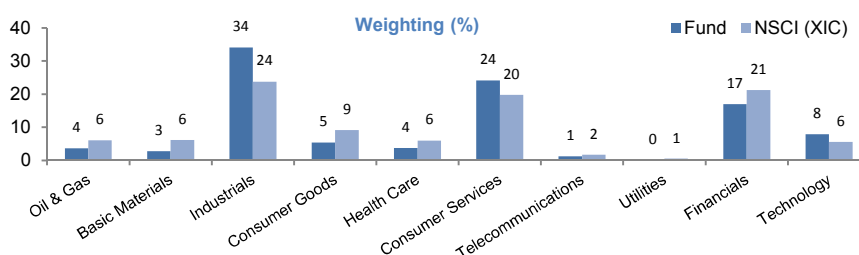
- Capital may be at risk as the value of investments may go down as well as up and is not guaranteed; therefore investors may not get back the amount originally invested. Past performance is not a guide to future performance, nor a reliable indicator of future results or performance.
- Investments in shares of smaller companies are generally considered to carry a higher degree of risk as the market for their shares may be less liquid than that for shares of larger companies, making shares of smaller companies more difficult to buy and sell.
- The performance of shares of smaller companies may be more volatile than the shares of larger companies over short time periods; therefore investors should regard such investments as long term.
- There can be no guarantee that the investment objective of a Fund will be achieved or provide the returns sought by the Fund.
- An investment trust is a public limited company, the shares of which are traded on the main market of the London Stock Exchange. Accordingly, the ability of shareholders to sell their shares will be dependent on the market price of the shares. The shares may trade at a discount or premium to their net asset value.
- Investment trusts may borrow money in order to make further investments. This is known as gearing. The effect of gearing can enhance returns to shareholders in rising markets but will have the opposite effect on returns in falling markets.

Aberforth Partners LLP does not provide retail investors with investment advice.

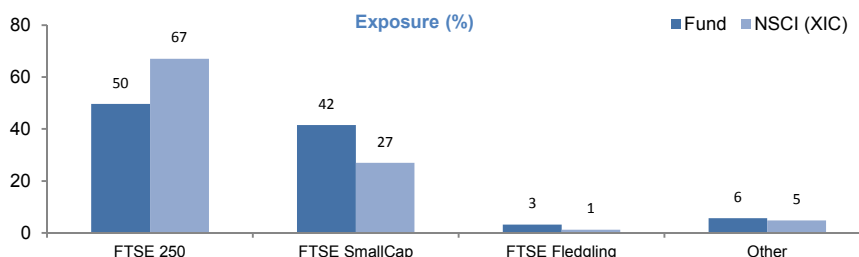
FTSE disclosure

FTSE is a trade mark of the London Stock Exchange Group companies and is used by FTSE International Limited under licence. All rights in the FTSE indices and/or FTSE ratings vest in FTSE and/or its licensors. Neither FTSE nor its licensors accept any liability for any errors or omissions in the FTSE indices and/or FTSE ratings or underlying data. No further distribution of FTSE data is permitted without FTSE's express written consent.

Sector exposure



Size exposure



Gearing

The Fund has a bank debt facility of £125m available for use as gearing by the Manager at any time. The net gearing figure shown in the [Key Fund information](#) section is the percentage by which the total value of investments exceeds the total net assets.

Continuation vote & share buy-ins

The continuation of the Fund is voted on by shareholders at every 3rd AGM. The next vote will occur at the AGM in February 2017.

The Fund operates a share buy-in policy. A list of the buy-in transactions during the last 3 years is available at www.aberforth.co.uk.

Data sources & calculations

All data supplied by Aberforth, except NSCI (XIC) data (from Numis/Paul Marsh and Elroy Dimson – London Business School) and FTSE data (from FTSE International Limited).

Performance returns are total returns and assume reinvestment of dividends. Yield is based on the Fund's trailing 12 months dividends. Small companies are represented by NSCI (XIC). Large companies are represented by FTAS.

Security codes

Ordinary shares of 1p:

SEDOL: 0006655

ISIN: GB0000066554

EPIC: ASL

Subscribe & contact

If you wish to subscribe to this Factsheet, or have any queries regarding its content, please contact Aberforth's Investor Support team:

(T) +44 131 220 0733

(F) +44 131 220 0735

(E) investors@aberforth.co.uk