

This factsheet is as at 29 October 2021 unless otherwise specified.
Past performance is not a reliable indicator of future results.

Xtrackers II USD Asia ex Japan Corporate Bond UCITS ETF 1D

a sub fund of Xtrackers II

At a Glance

- Direct investment in USD denominated corporate bonds
- Investment grade bonds only
- Bonds from companies based in Asia excluding Japan

Markit iBoxx USD Liquid Asia ex-Japan Corporates Large Cap Investment Grade Index®

The Markit iBoxx USD Liquid Asia ex-Japan Corporates Large Cap Investment Grade index aims to reflect the performance of the following market:

- USD-denominated bonds issued by Asian corporate (ex Japan)
- Exposure across the whole yield curve (minimum time to maturity of 1 year, 1.5 years at inclusion)
- Investment grade bonds only
- Minimum amount outstanding of EUR 750 million per bond

Additional information on the Index and the general methodology behind the Markit iBoxx indices can be found on Markit iBoxx website (www.markit.com).

Fund information	
ISIN	LU1409136006
Share class currency	USD
Fund Currency	USD
Fund launch date	02 September 2016
Domicile	Luxembourg
Portfolio Methodology	Direct Replication
Sub-Portfolio Manager	DWS Investments UK Ltd
Investment Manager	DWS Investment GmbH
Custodian	State Street Bank International GmbH, Luxembourg Branch
All-in fee¹	0.30% p.a.
Income treatment	Distribution
NAV per Share	USD 120.69
Total Fund Assets	USD 19.75 Million
Total Shares Outstanding	163,629.00
Reporting Fund	Yes

¹ Please see additional information / Glossary.

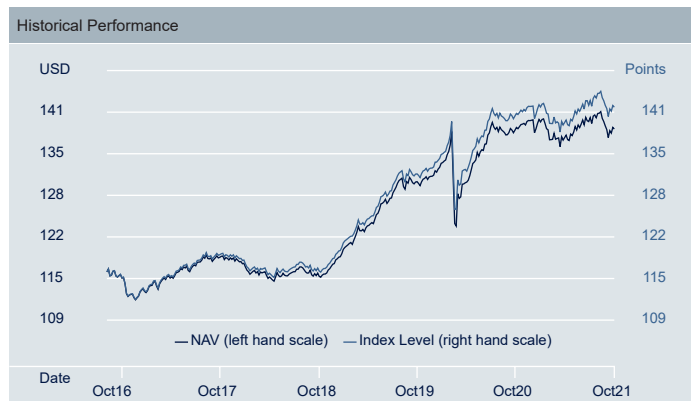
Key Risks

- The Fund is not guaranteed and your investment is at risk. The value of your investment may go down as well as up.
- The Fund is exposed to market movements in a single country or region which may be adversely affected by political or economic developments, government action or natural events that do not affect a fund investing in broader markets.
- Bonds are exposed to credit risk and interest rate risk. There is a risk that the bond issuer may be unable to pay interest or repay the bond principal, resulting in your investment suffering a loss. If interest rates rise, typically the value of the bond will fall, which could also affect the value of your investment.

Cumulative performance figures						
	1 Month	3 Months	6 Months	1 Year	3 Years	Annualised Volatility
Share Class	-0.35%	-0.84%	1.17%	0.50%	19.82%	3.51%
Index	-0.20%	-0.21%	1.88%	1.33%	21.99%	3.34%
Tracking Difference	-0.16%	-0.62%	-0.71%	-0.83%	-2.17%	-
Tracking Error	0.43%	0.38%	0.38%	0.39%	0.59%	-

Rolling performance figures						
	10/16 - 10/17	10/17 - 10/18	10/18 - 10/19	10/19 - 10/20	10/20 - 10/21	Since launch
Share Class	2.95%	-2.52%	12.70%	5.79%	0.50%	3.48%
Index	3.26%	-2.22%	13.02%	6.52%	1.33%	3.97%
Tracking Difference	-0.30%	-0.30%	-0.32%	-0.74%	-0.83%	-0.57%
Tracking Error	0.19%	0.15%	0.25%	0.90%	0.39%	0.46%

Calendar year performance figures					
	2017	2018	2019	2020	YTD
Share Class	5.21%	-0.63%	11.77%	6.56%	-0.99%
Index	5.57%	-0.30%	12.05%	7.16%	-0.10%
Tracking Difference	-0.35%	-0.33%	-0.28%	-0.60%	-0.89%
Tracking Error	0.17%	0.21%	0.21%	0.90%	0.41%



Source: DWS, Index Provider

Listing and trading information						
Exchange	Bloomberg Ticker	Reuters RIC	Trading Currency	NSIN	Exchange Code (local)	Settlement
London Stock Exchange	ALQD LN	ALQD.L	USD	BZ02WW6	ALQD	t+2
Xetra	ALQD GY	ALQD.DE	EUR	DBX0QJ	ALQD	t+2

THINK ETF. THINK X.

This factsheet is as at 29 October 2021 unless otherwise specified.
Past performance is not a reliable indicator of future results.

Top 10 ETF constituents		
Security	ISIN	Weight
STATE GRID OVERSEAS INVESTM 30 1.625 8/30	XS2152902479	1.96%
INDONESIA ASAHAN ALUMINI 11/28 AV545263	USY7140WAC20	1.68%
ALIBABA GROUP HOLDING 11/24 01609WAQ	US01609WAQ50	1.65%
PETRONAS CAPITAL LTD 03/25 USD04976	USY68856AN67	1.65%
SINOPEC GRP DEV 2018 COMPANY GUAR REGS 05/25 2.15 5/25	USG82016AN96	1.58%
CHINA CONSTRUCTION BANK 02/24 AX183453	XS1936784161	1.48%
SPIC MTN CO LTD COMPANY GUAR REGS 07/25 1.625 7/25	XS2208275854	1.43%
INDUSTRIAL & COMMERCIAL BAN 09/25 USD05390	USY39656AC06	1.42%
"Reliance Industries Ltd" 11/27	USY72570AN72	1.39%
RELIANCE INDUSTRIES LTD 01/25 USD04851	USY72596BU56	1.39%
ETF Fundamentals		
ETF Yield To Maturity	2.71%	
ETF Yield To Worst	2.51%	
ETF Effective Duration	6.30	
ETF Modified Duration	6.32	
Number of Securities in the Fund	86	

Source: DWS

Index information	
Bloomberg Symbol	IBXXAXJ1
Index Type	Total Return Gross
Index Base Currency	USD
Index Rebalance Frequency	Monthly

Source: Index Provider

Further information on Xtrackers

DWS Investments UK Limited
 Winchester House
 1 Great Winchester Street
 London EC2N 2DB
 United Kingdom

Hotline: +44 (0)20 7547 1747
 Website: www.Xtrackers.com
 E-Mail: Xtrackers@dws.com

Additional information

A Glossary of Terms is available at Xtrackers.com.

ETF performance is shown on NAV basis, net of fees and index replication costs. ETF performance includes reinvested dividends. Index performance is calculated on a total return basis. Volatility is calculated since launch of the share class.

Key Risk Factors

Investments in funds involve numerous risks including, among others, general market risks, credit risks, foreign exchange risks, interest rate risks and liquidity risks. As such, the value of an investment in an Xtrackers ETF may go down as well as up and can result in losses, up to and including a total loss of the amount initially invested.

Movements in exchange rates can impact the value of your investment. If the currency of your country of residence is different from the currency in which the underlying investments of the fund are made, the value of your investment may increase or decrease subject to movements in exchange rates.

Disclaimer

This document is intended for information purposes only and does not create any legally binding obligations on the part of DWS Group GmbH & Co. KGaA and/or its affiliates (DWS). This document has been prepared without consideration of the investment needs, objectives or financial circumstances of any investor. Without limitation, this document does not constitute an offer, an invitation to offer or a recommendation to enter into any transaction. Before making an investment decision, investors need to consider, with or without the assistance of an investment adviser, whether the investments and strategies described or provided by DWS are appropriate in light of their particular investment needs, objectives and financial circumstances. Information in this document has been obtained or derived from sources believed to be reliable and current. However, accuracy or completeness of the sources cannot be guaranteed. This document is not directed to, or intended for distribution to or use by, any person or entity who is a citizen or resident of or located in any locality, state, country or other jurisdiction, including the United States, where such distribution, publication, availability or use would be contrary to law or regulation or which would subject DWS to any registration or licensing requirement within such jurisdiction not currently met within such jurisdiction. Persons into whose possession this document may come are required to inform themselves of, and to observe, such restrictions. Xtrackers II is an undertaking for collective investment in transferable securities (UCITS) in accordance with the applicable laws and regulations and set up as open-ended investment company with variable capital and segregated liability amongst its respective compartments. Xtrackers II is incorporated in the Grand Duchy of Luxembourg, is registered with the Luxembourg Trade and Companies' Register under number B-124.284 and has its registered office at 49, avenue J.F. Kennedy, L-1855 Luxembourg. DWS Investment S.A. acts as the management company of Xtrackers II. Any investment decision in relation to a fund should be based solely on the latest version of the prospectus, the audited annual and, if more recent, un-audited semi-annual reports and the Key Investor Information Document (KIID), all of which are available in English upon request to DWS Investment S.A., 2, Boulevard Konrad Adenauer, L-1115 Luxembourg or on www.Xtrackers.com. **PAST PERFORMANCE IS NO GUARANTEE OF FUTURE RESULTS.**
 © DWS Investments UK Limited, 2021. Authorised and regulated by the Financial Conduct Authority.

Index Disclaimer

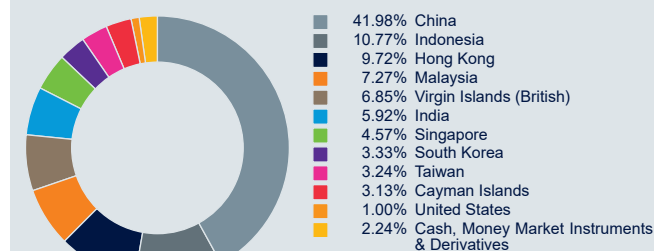
The Index and the trademarks therein are the intellectual property of Markit Indices Limited and/or its licensors ("Markit"), used under license from Markit. The Fund is not sponsored, endorsed, sold or promoted by Markit. Markit has no liability with respect thereto, and makes no express or implied warranties or representations with respect to the accuracy, fitness for a particular purpose or results obtained by using the Index. The full disclaimer can be found in the Fund prospectus.

USD Asia ex Japan Corporate Bond UCITS ETF

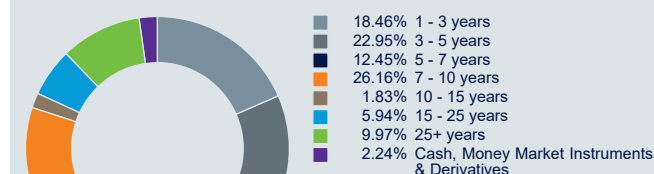
Source: DWS, Moody's

Figures may not always add up to 100.00% due to rounding

ETF Composition by Countries



ETF Composition by Maturities



ETF Composition by Rating

