

This factsheet is as at 28 March 2024 unless otherwise specified.

# Xtrackers II US Treasuries 1-3 UCITS ETF 1D

a sub fund of Xtrackers II

## At a Glance

- Direct investment in US Treasuries
- Bonds with maturities between 1 and 3 years

## Reference Index key features

The iBoxx® \$ Treasuries 1-3 Index aims to reflect the performance of the following market:

- USD-denominated bonds issued by the US government
- Bonds with maturities between 1 and 3 years
- Minimum amount outstanding of USD 1 billion per bond

Additional information on the Index and the general methodology behind the Markit iBoxx indices can be found on Markit iBoxx website ([www.markit.com](http://www.markit.com)).

Fund information	
ISIN	LU0429458895
Share class currency	USD
Fund Currency	USD
Fund launch date	07 July 2009
Share class launch date	07 July 2009
Domicile	Luxembourg
Portfolio Methodology	Direct Replication
Sub-Portfolio Manager	DWS Investments UK Ltd
Investment Manager	DWS Investment GmbH
Custodian	State Street Bank International GmbH, Luxembourg Branch
All-in fee <sup>1</sup>	0.06% p.a.
Income treatment	Distribution
NAV per Share	USD 161.79
Total Fund Assets	USD 192.17 Million
Total Shares Outstanding	952,945.00
Reporting Fund	Yes

<sup>1</sup> Please see additional information / Glossary.

## Key Risks

- **The value of your investment may go down as well as up and past performance does not predict future returns. Investor capital may be at risk up to a total loss.**
- The Fund is exposed to market movements in a single country or region which may be adversely affected by political or economic developments, government action or natural events that do not affect a fund investing in broader markets.
- Bonds are exposed to credit risk and interest rate risk. There is a risk that the bond issuer may be unable to pay interest or repay the bond principal, resulting in your investment suffering a loss. If interest rates rise, typically the value of the bond will fall, which could also affect the value of your investment.

Listing and trading information			
Exchange	Bloomberg Ticker	Reuters RIC	Trading Currency
London Stock Exchange	XUT3 LN	XUT3.L	USD
SIX Swiss Exchange	XUT3 SW	XUT3.S	CHF
Xetra	D5BE GY	D5BE.DE	EUR

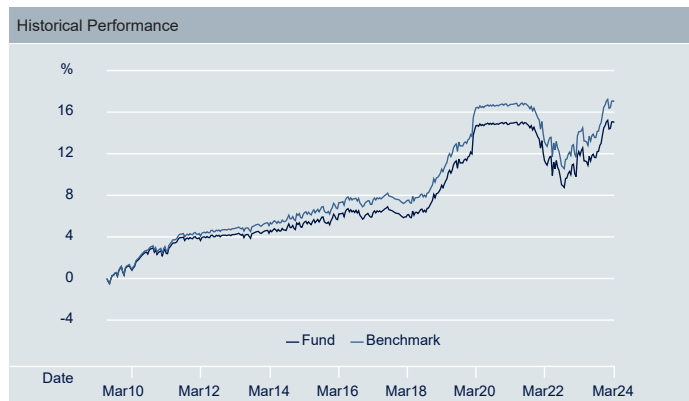
Cumulative performance figures						
	1 Month	3 Months	6 Months	1 Year	3 Years	Annualised Volatility
Share Class	0.32%	0.27%	2.74%	2.90%	0.10%	1.23%
Index	0.32%	0.29%	2.76%	2.94%	0.27%	1.23%
Tracking Difference	-0.00%	-0.02%	-0.01%	-0.04%	-0.17%	-
Tracking Error	0.04%	0.04%	0.03%	0.03%	0.02%	-

Calendar year performance figures						
	2019	2020	2021	2022	2023	YTD
Share Class	3.49%	3.05%	-0.63%	-3.71%	4.28%	0.27%
Index	3.61%	3.12%	-0.57%	-3.65%	4.32%	0.29%
Tracking Difference	-0.12%	-0.07%	-0.06%	-0.06%	-0.04%	-0.02%
Tracking Error	0.03%	0.01%	0.01%	0.02%	0.02%	0.04%

Rolling performance figures											
	3/14 - 3/15	3/15 - 3/16	3/16 - 3/17	3/17 - 3/18	3/18 - 3/19	3/19 - 3/20	3/20 - 3/21	3/21 - 3/22	3/22 - 3/23	3/23 - 3/24	Since launch
Share Class	0.86%	0.76%	0.10%	-0.13%	2.57%	5.36%	0.17%	-2.97%	0.25%	2.90%	0.96%
Index	1.02%	0.92%	0.24%	0.01%	2.69%	5.45%	0.24%	-2.91%	0.32%	2.94%	1.08%
Tracking Difference	-0.15%	-0.16%	-0.14%	-0.15%	-0.12%	-0.09%	-0.06%	-0.06%	-0.07%	-0.04%	-
Tracking Error	0.01%	0.01%	0.04%	0.04%	0.03%	0.02%	0.01%	0.01%	0.02%	0.03%	-

Past performance does not predict future returns.

# THINK ETF. THINK X.



Source: DWS, Index Provider

Tracking Error and Tracking Difference calculations were reset on 24 February 2014 as a consequence to a change in replication methodology (Switch from Synthetic to Direct replication).

This factsheet is as at 28 March 2024 unless otherwise specified.

Top 10 ETF constituents		
Security	ISIN	Weight
United States Treasury Note/Bond 5/25	US912828XB14	1.53%
BBG01LNVJ702 US TREASURY N/B 4.625 2/28/2026 2/26	US91282CKB62	1.53%
United States Treasury Note/Bond 8/25	US912828K742	1.52%
United States Treasury Note/Bond 11/25	US912828M565	1.52%
BBG01L3DFJ02 WI TREASURY SEC. 4.25 1/31/2026 1/26	US91282CJV46	1.49%
United States Treasury Note/Bond 11/26	US912828U246	1.47%
United States Treasury Note/Bond 2/27	US912828V988	1.43%
United States Treasury Note/Bond 2/26	US912828P469	1.43%
United States Treasury Note/Bond 5/26	US912828R366	1.42%
United States Treasury Note/Bond 8/26	US912828A70	1.42%
ETF Fundamentals		
ETF Yield To Maturity	4.69%	
ETF Yield To Worst	4.69%	
ETF Effective Duration	1.84	
ETF Modified Duration	1.84	
Number of Securities in the Fund	99	

Source: DWS

Index information	
Index Name	iBoxx® \$ Treasuries 1-3 Index
Index Provider	Markit Indices Limited
Bloomberg Symbol	ITRR1T3
Index Type	Total Return Gross
Index Base Currency	USD
Index Rebalance Frequency	Monthly

Source: Index Provider

Additional share classes available			
Share Class	ISIN	Income	AuM
1C	LU1920015523	Capitalising	USD 37.99 mn

#### Further information on Xtrackers

DWS Investments UK Limited  
21 Moorfields  
London EC2Y 9DB  
United Kingdom

Hotline: +44 (0)20 7547 1747  
Website: [www.Xtrackers.com](http://www.Xtrackers.com)  
E-Mail: [Xtrackers@dws.com](mailto:Xtrackers@dws.com)

#### Additional Information

A Glossary of Terms is available at [Xtrackers.com](http://Xtrackers.com).

ETF performance is shown on NAV basis, net of fees and index replication costs. ETF performance includes reinvested dividends. Index performance is calculated on a total return basis. Volatility is calculated since launch of the share class.

#### Disclaimer

This document is intended for information purposes only and does not create any legally binding obligations on the part of DWS Group GmbH & Co. KGaA and/or its affiliates (DWS). This document has been prepared without consideration of the investment needs, objectives or financial circumstances of any investor. Without limitation, this document does not constitute an offer, an invitation to offer or a recommendation to enter into any transaction.

Before making an investment decision, investors need to consider, with or without the assistance of an investment adviser, whether the investments and strategies described or provided by DWS are appropriate in light of their particular investment needs, objectives and financial circumstances.

Information in this document has been obtained or derived from sources believed to be reliable and current. However, accuracy or completeness of the sources cannot be guaranteed.

This document is not directed to, or intended for distribution to or use by, any person or entity who is a citizen or resident of or located in any locality, state, country or other jurisdiction, including the United States, where such distribution, publication, availability or use would be contrary to law or regulation or which would subject DWS to any registration or licensing requirement within such jurisdiction not currently met within such jurisdiction. Persons into whose possession this document may come are required to inform themselves of, and to observe, such restrictions.

Xtrackers II is an undertaking for collective investment in transferable securities (UCITS) in accordance with the applicable laws and regulations and set up as open-ended investment company with variable capital and segregated liability amongst its respective compartments.

Investors must buy and must usually sell shares in Xtrackers UCITS ETFs on a secondary market with the assistance of an intermediary (e.g. a stockbroker) and may incur fees for doing so. In addition, investors may pay more than the current net asset value when buying shares and may receive less than the current net asset value when selling them. Before making any investment decision, investors should refer to the Risk Factors in the Prospectus and Key Investor Information Document.

Tax treatment of the Xtrackers UCITS ETFs depends on the individual circumstances of each investor.

Xtrackers II is incorporated in the Grand Duchy of Luxembourg, is registered with the Luxembourg Trade and Companies' Register under number B-124.284 and has its registered office at 49, avenue J.F. Kennedy, L-1855 Luxembourg. DWS Investment S.A. acts as the management company of Xtrackers II. The Investment Company may decide to terminate the arrangements made for the marketing of this fund.

Any investment decision in relation to a fund should be based solely on the latest version of the prospectus, the audited annual and, if more recent, un-audited semi-annual reports and the Key Investor Information Document (KIID), all of which are available in English upon request to DWS Investment S.A., 2, Boulevard Konrad Adenauer, L-1115 Luxembourg or on [www.Xtrackers.com](http://www.Xtrackers.com). A summary of investor rights is available at [www.etf.dws.com](http://www.etf.dws.com) under "About Us – How to Complain?".

**PAST PERFORMANCE DOES NOT PREDICT FUTURE RETURNS.**

© DWS Investments UK Limited, 2024. Authorised and regulated by the Financial Conduct Authority.

#### Index Disclaimer

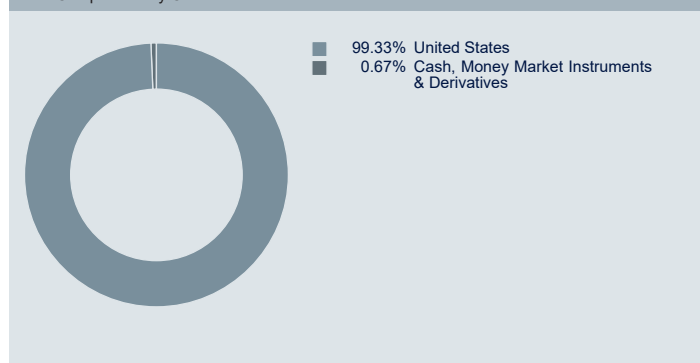
The Index and the trademarks therein are the intellectual property of Markit Indices Limited and/or its licensors ("Markit"), used under license from Markit. The Fund is not sponsored, endorsed, sold or promoted by Markit. Markit has no liability with respect thereto, and makes no express or implied warranties or representations with respect to the accuracy, fitness for a particular purpose or results obtained by using the Index. The full disclaimer can be found in the Fund prospectus.

#### US Treasuries 1-3 UCITS ETF

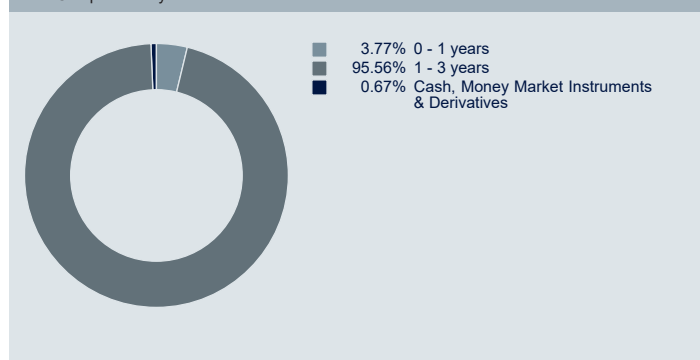
Source: DWS; Moody's

Figures may not always add up to 100.00% due to rounding

##### ETF Composition by Countries



##### ETF Composition by Maturities



##### ETF Composition by Rating

