

Z Accumulation GBP | Data as at 31.01.2021

### Fund objectives and investment policy

The fund aims to provide capital growth in excess of the MSCI AC Asia ex Japan (Net Total Return) index (after fees have been deducted) over a 3 to 5 year period by investing in equities of Asian companies, excluding Japan. The fund is actively managed and invests at least 80% of its assets in equities of Asian companies, excluding Japan. 'Alpha' funds invest in companies in which the investment manager has a high conviction that the current share price does not reflect the future prospects for that business. The fund benefits from the investment manager's established research capabilities in the Asia (excluding Japan) region that identifies companies with positive cash flow, balance-sheet strength and valuation support. The fund may also invest directly or indirectly in other securities (including in other asset classes), countries, regions, industries or currencies, collective investment schemes (including Schroder funds), warrants and money market instruments, and hold cash. The fund may use derivatives with the aim of achieving investment gains, reducing risk or managing the fund more efficiently.

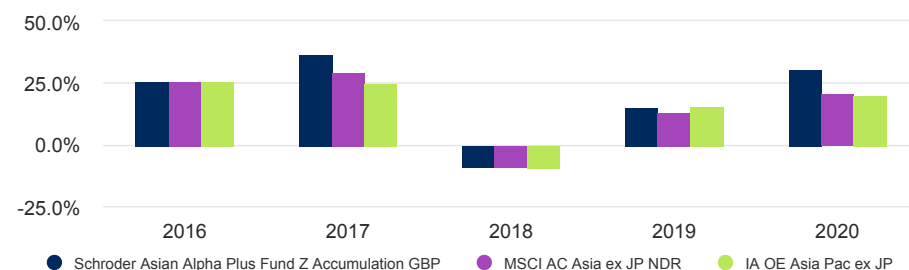
Relevant risk as associated with this Fund are shown overleaf and should be carefully considered before making any investment.

### Share class performance (%)

Cumulative performance	1 month	3 months	YTD	1 year	3 years	5 years	10 years
Share class (Net)	3.8	15.5	3.8	39.3	38.5	157.0	202.9
Target	3.6	13.1	3.6	30.7	26.8	120.0	128.6
Comparator	3.2	15.1	3.2	28.0	28.0	114.2	123.6

12 month performance	Discrete yearly performance - Jan					Calendar year performance				
	2016	2017	2018	2019	2020	2016	2017	2018	2019	2020
	2017	2018	2019	2020	2021					
Share class (Net)	40.3	32.2	-7.5	7.6	39.3	25.8	37.0	-9.0	15.3	30.5
Target	36.7	27.0	-7.7	5.0	30.7	25.8	29.4	-9.0	13.6	21.2
Comparator	38.1	21.2	-7.3	7.9	28.0	25.9	25.3	-9.8	15.8	19.9

### Performance over 5 years (%)



**Past Performance is not a guide to future performance and may not be repeated. The value of investments and the income from them may go down as well as up and investors may not get back the amounts originally invested. Exchange rate changes may cause the value of any overseas investments to rise or fall.**

Source: Morningstar, bid to bid, net income reinvested, net of fees. Some performance differences between the fund and the benchmark may arise because the fund performance is calculated at a different valuation point from the benchmark.

Please see the Benchmark section under Important information for more details.

### Fund facts

Fund manager	Matthew Dobbs
Managed fund since	30.11.2007
Fund management company	Schroder Unit Trusts Limited
Domicile	United Kingdom
Fund launch date	30.11.2007
Share class launch date	11.05.2011
Fund base currency	GBP
Share class currency	GBP
Fund size (Million)	GBP 1,683.59
Number of holdings	59
Target	MSCI AC Asia ex JP NDR
Comparator	IA OE Asia Pac ex JP
Unit NAV	GBP 1.4880
Dealing frequency	Daily
Distribution frequency	Annually

### Fees & expenses

Ongoing charge	0.95%
Redemption fee	0.00%

### Purchase details

Minimum initial subscription	GBP 1M
------------------------------	--------

### Codes

ISIN	GB00B5BG4980
Bloomberg	SCAAPZA LN
SEDOL	B5BG498

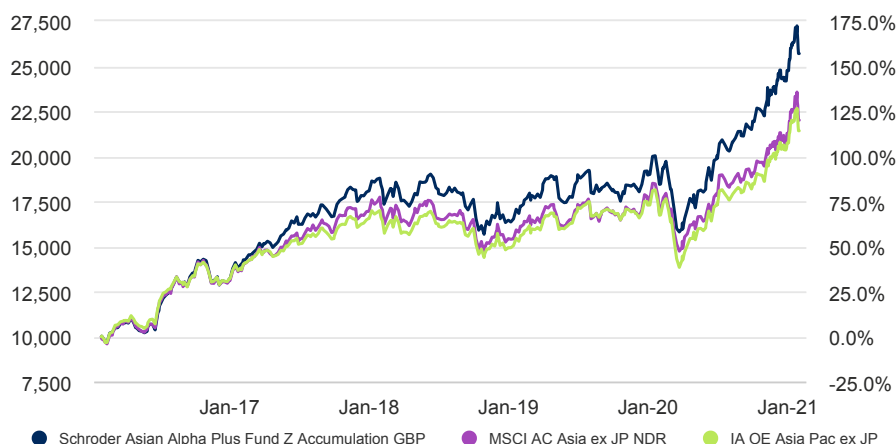
### Ratings and accreditation



Please refer to the Important information section for the disclosure. The above are external ratings and the internal ESG accreditation.

Z Accumulation GBP | Data as at 31.01.2021

### 5 year return of GBP 10,000



**Past Performance is not a guide to future performance and may not be repeated.**

**The value of investments and the income from them may go down as well as up and investors may not get back the amounts originally invested. Exchange rate changes may cause the value of any overseas investments to rise or fall.**

The chart is for illustrative purposes only and does not reflect an actual return on any investment.

Returns are calculated bid to bid (which means performance does not include the effect of any initial charges), net income reinvested, net of fees.

### Risk considerations

**Counterparty risk:** The fund may have contractual agreements with counterparties. If a counterparty is unable to fulfil their obligations, the sum that they owe to the fund may be lost in part or in whole.

**Higher volatility risk:** The price of this fund may be volatile as it may take higher risks in search of higher rewards.

**Performance risk:** Investment objectives express an intended result but there is no guarantee that such a result will be achieved. Depending on market conditions and the macro economic environment, investment objectives may become more difficult to achieve.

**IBOR:** The transition of the financial markets away from the use of interbank offered rates (IBORs) to alternative reference rates may impact the valuation of certain holdings and disrupt liquidity in certain instruments. This may impact the investment performance of the fund.

**Liquidity risk:** In difficult market conditions, the fund may not be able to sell a security for full value or at all. This could affect performance and could cause the fund to defer or suspend redemptions of its shares.

**Operational risk:** Operational processes, including those related to the safekeeping of assets, may fail. This may result in losses to the fund.

**Currency risk:** The fund may lose value as a result of movements in foreign exchange rates.

**Concentration risk:** The fund may be concentrated in a limited number of geographical regions, industry sectors, markets and/or individual positions. This may result in large changes in the value of the fund, both up or down. Derivatives risk – Efficient Portfolio Management and Investment Purposes: Derivatives may be used to manage the portfolio efficiently. A derivative may not perform as expected, may create losses greater than the cost of the derivative and may result in losses to the fund. The fund may also materially invest in derivatives including using short selling and leverage techniques with the aim of making a return. When the value of an asset changes, the value of a derivative based on that asset may change to a much greater extent. This may result in greater losses than investing in the underlying asset.

**Emerging Markets & Frontier risk:** Emerging markets, and especially frontier markets, generally carry greater political, legal, counterparty, operational and liquidity risk than developed markets.

### Synthetic risk & reward indicator (SRRI)

#### LOWER RISK

Potentially lower reward

#### HIGHER RISK

Potentially higher reward



The risk category was calculated using historical performance data and may not be a reliable indicator of the fund's future risk profile. The fund's risk category is not guaranteed to remain fixed and may change over time. A fund in the lowest category does not mean a risk-free investment. A fund is in categories 1 to 3 where it can take lower risks in search of potentially lower rewards and its price may rise and fall accordingly. A fund is in categories 4 to 7 where it can take higher risks in search of potentially higher rewards and its price may rise and fall accordingly.

### Risk statistics & financial ratios

	Fund	Target
<b>Annual volatility (%) (3y)</b>	16.2	14.0
<b>Alpha (%) (3y)</b>	2.3	-
<b>Beta (3y)</b>	1.1	-
<b>Sharpe ratio (3y)</b>	0.7	0.6
<b>Information ratio (3y)</b>	0.7	-
<b>Dividend Yield (%)</b>	1.6	-
<b>Price to book</b>	2.3	-
<b>Price to earnings</b>	24.8	-
<b>Predicted Tracking error (%)</b>	4.1	-

Source: Morningstar, and Schroders for the Predicted tracking error. The above ratios are based on bid to bid price based performance data.

For help in understanding any terms used, please visit

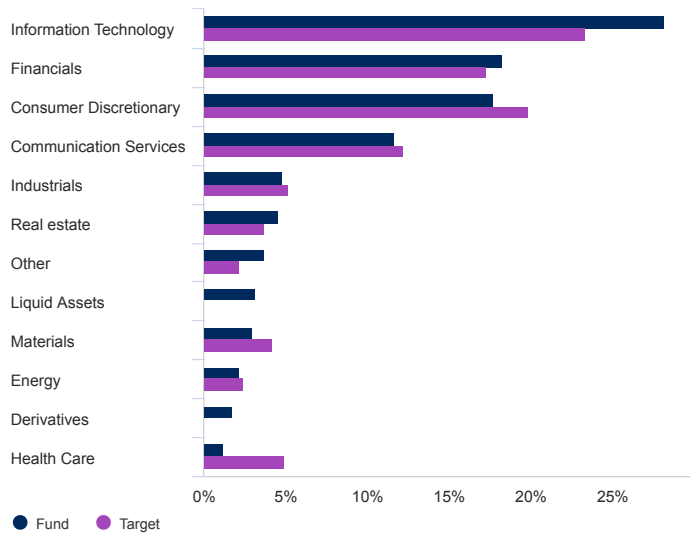
<https://www.Schroders.com/en/glossary/> These financial ratios refer to the average of the equity holdings contained in the fund's portfolio and in the benchmark (if mentioned) respectively. Please note this is an accumulation share class and as such the investor will not receive an income distribution. Any income will be reinvested into the fund.

Z Accumulation GBP | Data as at 31.01.2021

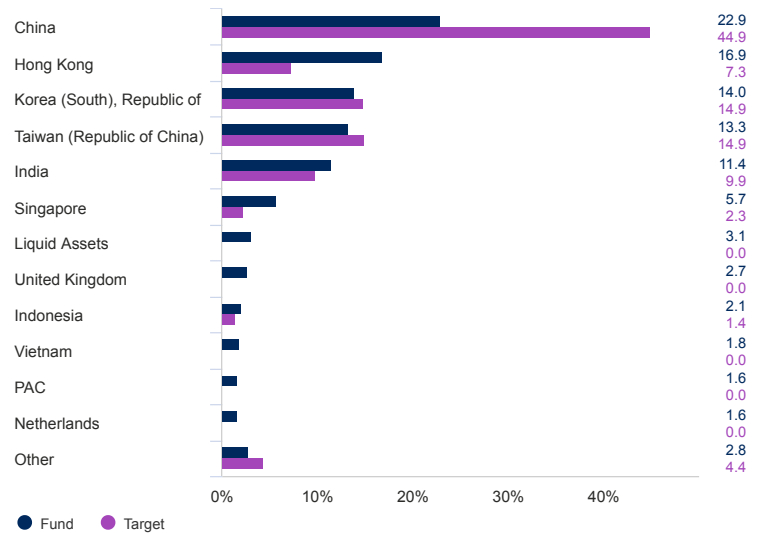
### Asset allocation

Target refers to the Benchmark listed in the Fund facts section and described under the Share class performance section on page 1. Source: Schroders. Top holdings and asset allocation are at fund level.

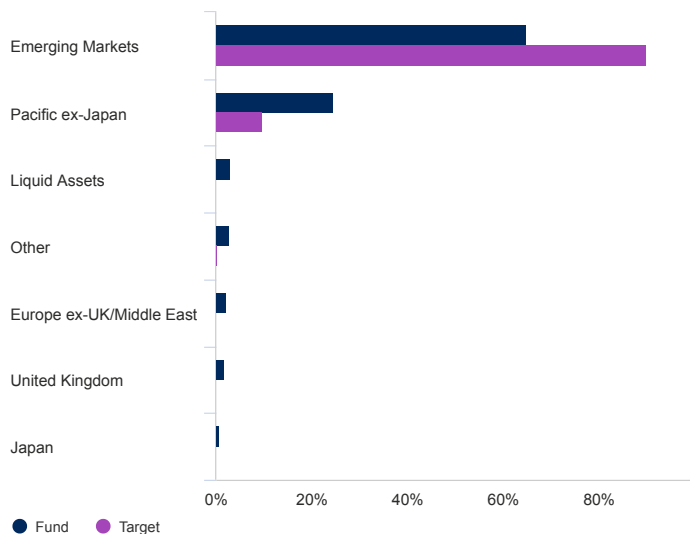
#### Sector (%)



#### Geographical Breakdown (%)



#### Region (%)



#### Top 10 holdings (%)

Holding name	%
Samsung Electronics Co Ltd	8.6
Taiwan Semiconductor Manufacturing Co Ltd	8.6
Tencent Holdings Ltd	6.6
Alibaba Group Holding Ltd	4.9
AIA Group Ltd	3.0
Galaxy Entertainment Group Ltd	2.8
HDFC Bank Ltd	2.8
NAVER Corp	2.2
Hon Hai Precision Industry Co Ltd	2.2
Reliance Industries Ltd	2.2

### Share class available

	Z Accumulation GBP	Z Income GBP
<b>Distribution frequency</b>	Annually	Annually
<b>ISIN</b>	GB00B5BG4980	GB00B5V2VR34
<b>Bloomberg</b>	SCAAPZA LN	SCAAPZI LN
<b>SEDOL</b>	B5BG498	B5V2VR3

Z Accumulation GBP | Data as at 31.01.2021

## Contact information

---

Schroder Unit Trusts Limited  
1 London Wall Place  
London  
United Kingdom  
EC2Y 5AU  
Tel: 0800 182 2399  
Fax: 0333 207 4504

For your security, communications may be taped or monitored.

## Benchmark and corporate action information

---

The fund's performance should be assessed against its target benchmark, being to exceed the MSCI AC Asia ex Japan (Net Total Return) index, and compared against the Investment Association Asia Pacific ex Japan sector average return. The investment manager invests on a discretionary basis and is not limited to investing in accordance with the composition of the benchmark. The target benchmark has been selected because it is representative of the type of investments in which the fund is likely to invest, and it is, therefore, an appropriate target in relation to the return that the fund aims to provide. The comparator benchmark has been selected because the investment manager believes that this benchmark is a suitable comparison for performance purposes given the fund's investment objective. On 01.10.2015 the MSCI Asia ex Japan (NDR) replaced the MSCI AC Far East ex Japan (NDR). The full track record of the previous index has been kept and chainlinked to the new one.

## Important information

---

The fund is an authorised unit trust. A Key Investor Information Document and Supplementary Information Document are available. These can be requested via our website at [www.schroders.co.uk](http://www.schroders.co.uk) or call one of our Investor Services Team on 0800 182 2399 for a printed version. For investors' security, telephone calls to Schroder Unit Trusts Limited may be recorded. This information is not an offer, solicitation or recommendation to buy or sell any financial instrument or to adopt any investment strategy. Nothing in this material should be construed as advice or a recommendation to buy or sell. Any references to securities, sectors, regions and/or countries are for illustrative purposes only. Schroders has expressed its own views and opinions in this document and these may change. Schroders will be a data controller in respect of your personal data. For information on how Schroders might process your personal data, please view our Privacy Policy available at [www.schroders.com/en/privacy-policy](http://www.schroders.com/en/privacy-policy) or on request should you not have access to this webpage. For your security, communications may be taped or monitored. Issued by Schroder Unit Trusts Limited, 1 London Wall Place, London EC2Y 5AU. Registration No 4191730 England. Authorised and regulated by the Financial Conduct Authority. Schroders will be a data controller in respect of your personal data. For information on how Schroders might process your personal data, please view our Privacy Policy available at [www.schroders.com/en/privacy-policy](http://www.schroders.com/en/privacy-policy) or on request should you not have access to this webpage. Third party data is owned or licensed by the data provider and may not be reproduced or extracted and used for any other purpose without the data provider's consent. Third party data is provided without any warranties of any kind. The data provider and issuer of the document shall have no liability in connection with the third party data. The Prospectus and/or [www.schroders.com](http://www.schroders.com) contains additional disclaimers which apply to the third party data.

\* Morningstar Rating: © Morningstar 2021. All Rights Reserved. The information contained herein: (1) is proprietary to Morningstar and/or its content providers; (2) may not be copied or distributed; and (3) is not warranted to be accurate, complete or timely. Neither Morningstar nor its content providers are responsible for any damages or losses arising from any use of this information. Past performance is no guarantee of future results.

\*\* Citywire Ratings are sourced from Citywire.

### \*\*\* Sustainability Accreditation

Our Schroders Sustainability Accreditation aims to help investors distinguish how we consider Environmental, Social and Governance ("ESG") factors across our products.

This fund has been awarded an Integrated accreditation. ESG factors are embedded into the investment process and can be clearly evidenced. There is a strong commitment to stewardship and company engagement.