

Marlborough Special Situations (Class P Acc [GBP])

September 2019

Benchmark

Benchmark	Mstar (IA) UK Smaller Cos
IA sector	UK Smaller Companies

Identification Codes

Sedol code	B907GH2
Mex code	FMCIAL
ISIN code	GB00B907GH23

Fund Overview

Price	Bid 1655.30p
	Offer 1655.30p (02/09/2019)
Historic yield	1.19%
Fund size	£1343.4m
Number of holdings	171
Portfolio turnover rate	42.01%

Charges

Initial charge	0.00%
Exit charge	None
Performance fees	No
Ongoing Charges	0.78%

Fund Background

Valuation point	Daily 12:00
Fund type	Unit Trust
Launch date	31/12/2012
Launch price	£0.50
Fund currency	Pound Sterling
Fund domicile	United Kingdom
NISA allowable?	Yes
SIPP allowable?	Yes

Dealing

Settlement period: buy	4 days
Settlement period: sell	4 days
Pricing basis	Forward

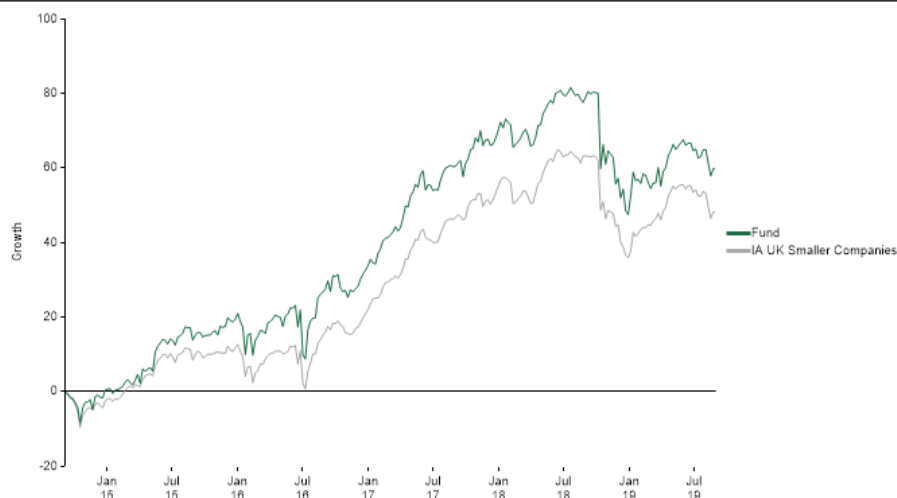
Distribution Dates

Ex dividend date(s)	Income payment date (s)
20th December	20th February
20th June	20th August

Aims

The aim of the Fund is to provide capital growth, that is, to increase the value of your investment.

Performance



Cumulative Performance (%)

	1 year	3 years	5 years	10 years
Fund	-11.77%	26.24%	60.92%	329.78%
Sector	-9.36%	28.69%	49.18%	225.36%
Rank	39/50	31/48	16/47	8/41
Quartile	4	3	2	1

Discrete Performance (%) - to last month end

	08/18 to 08/19	08/17 to 08/18	08/16 to 08/17	08/15 to 08/16	08/14 to 08/15
Fund	-11.77%	13.30%	26.28%	11.33%	14.50%

Fund Managers



Name:	Giles Hargreave	Eustace Santa Barbara		
Manager for:	21 yrs, 2 mths	5 yrs, 0 mths		

Ratings

Morningstar Rating



ELITE PROVIDER
rated for equities by FundCalibre.com
2019



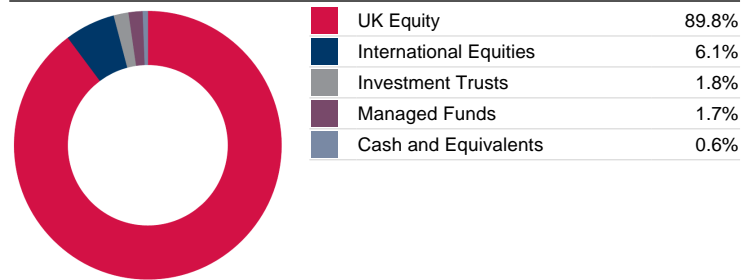
Group Details

Group address	Marlborough House, 59 Chorley New Road, Bolton, BL1 4QP
Group telephone	0808 145 2500
Dealing telephone	0808 145 2501
Email	enquiries@marlboroughfunds.com
Homepage	www.marlboroughfunds.com
Fax number	01204 533045

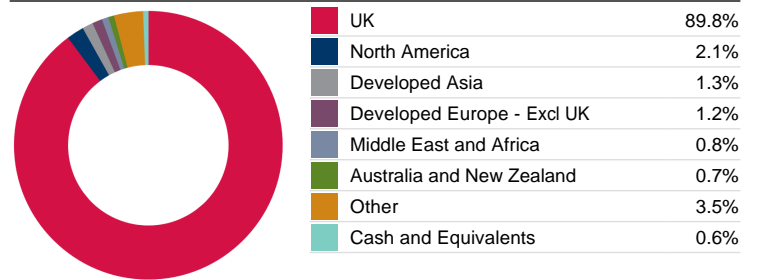
Top 10 Holdings

Name	% Weight	Country	Sector
1 APTITUDE SOFTWARE GROUP	1.9	United Kingdom	Technology
2 JD SPORTS FASHION	1.8	United Kingdom	Consumer Discretionary
3 POLYMETAL INTL	1.8	United Kingdom	Basic Materials
4 S4 CAPITAL	1.6	United Kingdom	Consumer Discretionary
5 GENUS	1.5	United Kingdom	Health Care
6 SYNCONA LTD	1.5	Non-Classified	Financials
7 FEVERTREE DRINKS	1.4	United Kingdom	Consumer Staples
8 OXFORD BIOMEDICA	1.4	United Kingdom	Health Care
9 HILTON FOOD GROUP	1.4	United Kingdom	Consumer Staples
10 CVS GROUP	1.4	United Kingdom	Consumer Discretionary

Asset Allocation



Regional Allocation



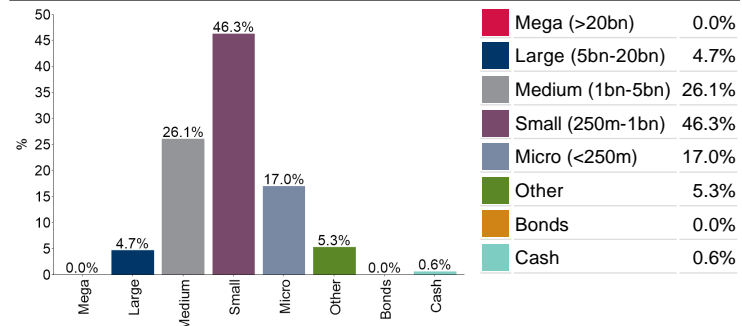
Industry Sector Breakdown

Equities		
Consumer Discretionary		24.4%
Industrials		23.9%
Technology		11.9%
Health Care		11.7%
Basic Materials		6.2%
Financials		5.0%
Telecommunications		1.9%
Utilities		0.0%
Bonds		
Others		
Consumer Staples		5.8%
Real Estate		4.0%
Energy		2.4%
Non-Classified		2.2%
Cash and Equivalents		0.6%

Top Country Weightings

United Kingdom	89.8%
Singapore	1.2%
Ireland	1.2%
United States	1.2%
Canada	0.9%
United Arab Emirates	0.8%
Australia	0.7%
Hong Kong	0.1%
Bermuda	0.0%
Other	3.5%
Cash	0.6%

Breakdown By Market Cap (%)



The value of investments and the income from them may fall as well as rise and you may not get back the amount you originally invested. The Fund invests in smaller companies which carry a higher degree of risk than larger companies. The shares of smaller companies may be less liquid and their performance more volatile over shorter time periods. The Fund invests mainly in the UK. Therefore it may be more vulnerable to market sentiment in that country. You are required to read the Key Investor Information Document (KIID) before making an investment. The KIID and prospectus for all funds are available free of charge at www.marlboroughfunds.com or by calling 0808 145 2500. This fact sheet may contain FTSE data. Source: FTSE International Limited ("FTSE") © FTSE 2019. "FTSE®" is a trade mark of the London Stock Exchange Group companies and is used by FTSE International Limited under licence. All rights in the FTSE indices and / or FTSE ratings vest in FTSE and/or its licensors. Neither FTSE nor its licensors accept any liability for any errors or omissions in the FTSE indices and / or FTSE ratings or underlying data. No further distribution of FTSE Data is permitted without FTSE's express written consent. Data accurate as of 02/09/2019. Factsheet produced by FundsLibrary.