

OEIC United Kingdom

Contact Details

Tel: 0800 953 0134*

questions@service.columbiathreadneedle.co.uk

*Please note that calls and electronic communications may be recorded.

PO Box 10033, Chelmsford. CM99 2AL, UK

Fund Manager: Chris Kinder
 Since: Nov-10
 Management Co: Threadneedle Inv. Services Ltd.
 Fund Inception Date: 12/05/03
 Index: FTSE All-Share - Total Return
 Peer Group: UK IA - UK All Companies
 Fund Currency: GBP
 Fund Domicile: United Kingdom
 XD Date: 01-May
 Pay Date: 30-Jun
 Portfolio Size: £144.3m
 No. of Securities: 79

All information expressed in GBP

Threadneedle UK Extended Alpha Fund Institutional Accumulation GBP

ISIN: GB0033027474
 Share Class Price: 5.0973
 Historic Yield: 3.0%
 Ongoing Charges: 0.84% (as at 30/04/18)
 ISA: Yes
 Performance Fee: Yes

The ongoing charges figure (OCF) is usually based on the last year's expenses and may vary from year to year. It includes charges such as the fund's annual management charge, registration fee, custody fees and distribution cost but excludes the costs of buying or selling assets for the fund (unless these assets are shares of another fund). For a more detailed breakdown please visit www.columbiathreadneedle.com/fees. In some cases, the ongoing charges figure may be based on an estimate of future charges, either because the share/unit class is relatively new and has an insufficient track record to be calculated exactly, or if historic figures are unlikely to accurately reflect future ongoing costs.

Please see table of Share Classes available.

Fund Changes

For detailed information on Fund Changes please see "Significant events - Threadneedle UK Regulated Funds" PDF available on [www.columbiathreadneedle.co.uk/en/literature/document-centre/key-investor-information-documents-\(kiids\)/](http://www.columbiathreadneedle.co.uk/en/literature/document-centre/key-investor-information-documents-(kiids)/)

Ratings/Awards



For more information on the methodology of the Morningstar rating please visit www.morningstar.com

Risks

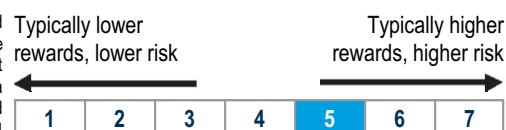
- The value of investments can fall as well as rise and investors might not get back the sum originally invested.
- Where investments are in assets that are denominated in multiple currencies, or currencies other than your own, changes in exchange rates may affect the value of the investments.
- The Fund may enter into financial transactions with selected counterparties. Any financial difficulties arising at these counterparties could significantly affect the availability and the value of Fund assets.
- The Fund's assets may sometimes be difficult to value objectively and the actual value may not be recognised until assets are sold.
- Leverage occurs when economic exposure through derivatives is greater than the amount invested. Such exposure, and the use of short selling techniques, may lead to the Fund suffering losses in excess of the amount it initially invested.
- The Fund may invest materially in derivatives. A relatively small change in the value of the underlying investment may have a much larger positive or negative impact on the value of the derivative.

Opportunities

- Has the flexibility to pursue investment opportunities wherever we believe they exist in the UK market.
- Brings together sophisticated tools and strategies within a fully authorised and regulated framework.
- Benefits from the ability to generate returns from both rising and falling stock prices.
- Leverages the strength of one of the most experienced and largest UK equity teams in the industry.

Risk and Reward Profile

The Risk and Reward Indicator table demonstrates where the Fund ranks in terms of its potential risk and reward. The higher the rank the greater the potential reward but the greater the risk of losing money. It is based on past data, may change over time, and may not be a reliable indication of the future risk profile of the Fund. The shaded area in the table shows the Fund's ranking on the Risk and Reward Indicator. The lowest category does not mean a risk-free investment.



Morningstar Style Box®

Large			
Mid			
Small			
	Value	Blend	Growth

This box describes the stock and fund characteristics. For more information on the methodology please visit www.morningstar.com. Source: Copyright ©2019 Morningstar UK Ltd.

Fund Objective & Policy

The aim of the Fund is to grow the amount you invested.

At least two-thirds of the Fund's assets will be in long and short positions in UK companies or companies that have significant operations there.

The Fund invests directly in shares or by using derivatives. Derivatives are sophisticated investment instruments linked to the rise and fall of the price of other assets. Derivatives will be used to obtain, increase or reduce exposure to underlying assets and may create gearing. Where gearing is created, the net asset value of the Fund may experience more fluctuation than if there were no gearing. The Fund will also use derivatives for short selling (which is designed to make a profit from falling prices).

The Fund's investment approach means it will typically hold a small number of investments compared with other funds.

The Fund may also invest in asset classes and instruments different from those stated above.

A Performance Fee of 20% is accrued daily. The share price will be adjusted up or down depending on whether the fund has generated more or less return than the FTSE All-Share. Please refer to "Fees and Expenses" in the Prospectus for more details.

Share Classes Available

Share	Class	Curr	Tax	AMC	Entry Charge	Min Inv.	Launch	ISIN	SEDOL	BBID	WKN/Valor/CUSIP
Inst.	Acc	GBP	--	0.75%	0.00%	50,000	12/05/03	GB0033027474	3302747	THUKLIA LN	A0DK18
Retail	Acc	GBP	--	1.25%	3.75%	2,000	13/09/04	GB00B02QB917	B02QB91	THUKACC LN	A0DK17

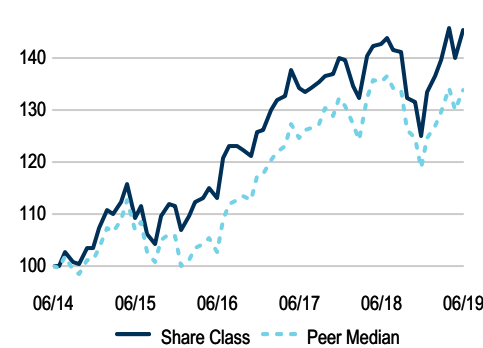
Top 10 Holdings (%)

Security Name	Weight
Prudential plc	5.2
Royal Dutch Shell	5.2
Diageo plc	4.7
GlaxoSmithKline plc	4.4
RELX PLC	4.1
Rio Tinto plc	3.7
Reckitt Benckiser Group plc	3.5
Standard Chartered PLC	3.4
British American Tobacco p.l.c.	3.2
Informa Plc	3.2
Total	40.6

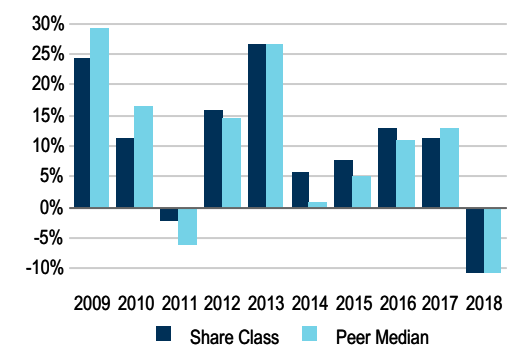
Weightings (%)

Sector	Long	Short	Net
Consumer Services	27.9	4.6	23.2
Financials	24.9	2.7	22.2
Consumer Goods	21.7	1.4	20.3
Industrials	17.7	8.2	9.5
Oil & Gas	6.8	--	6.8
Health Care	6.7	--	6.7
Basic Materials	6.0	--	6.0
Telecommunications	2.9	0.6	2.2
Technology	1.4	0.5	0.9
Utilities	--	1.0	-1.0
Total	115.9	19.0	

5 Years NAV (GBP)*



Calendar Years (GBP)*



Annualised Performance (GBP)*

	1 YR	3 YR	5 YR	10 YR	SI	07/18 - 06/19	07/17 - 06/18	07/16 - 06/17	07/15 - 06/16	07/14 - 06/15
Share Class (Net)	2.1	8.8	7.8	11.2	--	2.1	6.1	18.8	3.4	9.3
Peer Median (Net)	-1.1	9.4	6.0	10.4	--	-1.1	8.7	21.4	-2.8	7.1
Peer Ranking	45/257	152/243	54/228	67/191	--	45/257	213/250	191/244	26/236	84/229
Peer Percentile	18%	63%	24%	35%	--	18%	86%	79%	11%	37%
Peer Quartile	1	3	1	2	--	1	4	4	1	2
Index (Gross)	0.6	9.0	6.3	10.3	--	0.6	9.0	18.1	2.2	2.6

Calendar Year Performance (GBP)*

	2018	2017	2016	2015	2014	2013	2012	2011	2010	2009
Share Class (Net)	-10.7	11.4	12.9	7.8	5.9	26.5	15.8	-2.0	11.4	24.4
Peer Median (Net)	-10.5	13.0	11.0	5.0	0.7	26.5	14.7	-5.9	16.4	29.1
Peer Ranking	134/252	183/247	105/240	80/230	28/226	106/217	91/211	32/202	180/197	151/190
Peer Percentile	53%	74%	44%	35%	13%	49%	43%	16%	92%	80%
Peer Quartile	3	3	2	2	1	2	2	1	4	4
Index (Gross)	-9.5	13.1	16.8	1.0	1.2	20.8	12.3	-3.5	14.5	30.1

*Past performance is not a guide to future performance. The performance data does not take account of the commissions and costs incurred on the issue and redemption of units. The value of investments and any income is not guaranteed and can go down as well as up and may be affected by exchange rate fluctuations. This means that an investor may not get back the amount invested. Index returns assume reinvestment of dividends and capital gains and unlike fund returns do not reflect fees or expenses. The index is unmanaged and cannot be invested directly. All returns assume income is reinvested for a local taxpayer, bid to bid performance (which means performance does not include the effect of any initial charges). All data: Source Copyright © 2019 Morningstar UK Limited.

The Investment Association (IA) is the trade body representing the UK investment management industry.

Important Information

Threadneedle Specialist Investment Funds ICVC ("TSIF") is an open-ended investment company structured as an umbrella company, incorporated in England and Wales, authorised and regulated in the UK by the Financial Conduct Authority (FCA) as a UCITS scheme.

This material is for information only and does not constitute an offer or solicitation of an order to buy or sell any securities or other financial instruments, or to provide investment advice or services. The dealing price may include a dilution adjustment where the fund experiences large inflows and outflows of investment. Further details are available in the Prospectus.

Subscriptions to a Fund may only be made on the basis of the current Prospectus and the Key Investor Information Document (KIID), as well as the latest annual or interim reports, which can be obtained free of charge on request, and the applicable terms & conditions. Please refer to the 'Risk Factors' section of the Prospectus for all risks applicable to investing in any fund and specifically this Fund. The above documents are available in English, French, German, Portuguese, Italian, Spanish and Dutch (no Dutch Prospectus) and free of charge on request from Threadneedle Investment Services Ltd, Client Services department, P.O. Box 10033, Chelmsford, Essex CM99 2AL.

Portfolio positions are based on gross asset valuations at global close (not official NAV time). Historic Yield reflects distributions declared over the past 12 months. Distribution Yield reflects the amount that may be expected to be distributed over the next 12 months. Underlying Yield reflects the annualised income net of expenses of the fund. Yields shown do not include any preliminary charge and investors may be subject to tax on their distributions.

Columbia Threadneedle Investments is the global brand name of the Columbia and Threadneedle group of companies.

Issued by Threadneedle Investment Services Limited. Registered in England and Wales, Registered No. 3701768, Cannon Place, 78 Cannon Street, London EC4N 6AG, United Kingdom. Authorised and regulated in the UK by the Financial Conduct Authority (FCA).

Source: FTSE International Limited ("FTSE") © FTSE 2019 FTSE® is a trade mark of the London Stock Exchange Group companies and is used by FTSE under license. All rights in the FTSE indices and / or FTSE ratings vest in FTSE and / or its licensors. Neither FTSE nor its licensors accept any liability for any errors or omissions in the FTSE indices and / or FTSE ratings or underlying data. No further distribution of FTSE data is permitted without FTSE's express written consent. The Industry Classification Benchmark ("ICB") is owned by FTSE International Limited ("FTSE").